

Looking back to look ahead:

Evidence for a streamlined and flexible Cohesion policy



Mariana Hristcheva

HoU 'Evaluation and European Semester'
DG REGIO

Evidence based policy making

Evaluations: key prerequisite
...but not enough

Evidence – based EU policies

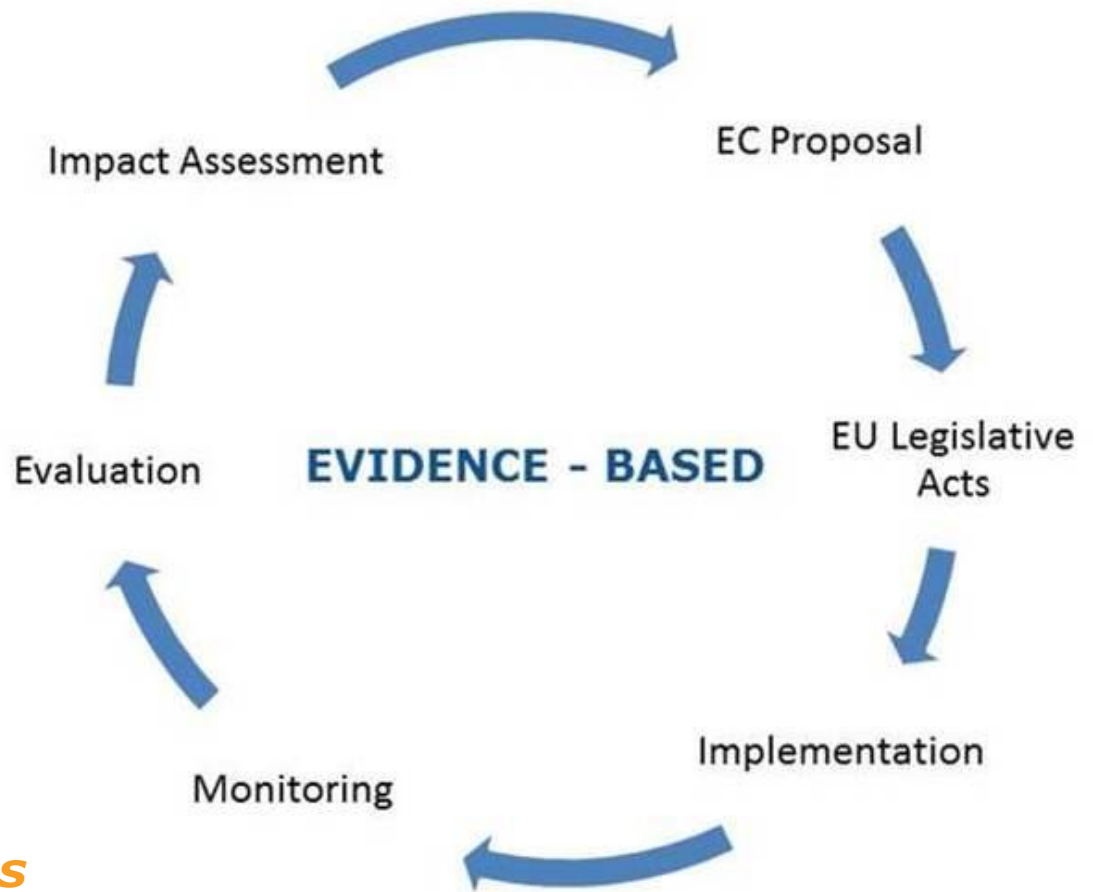
Ex-ante:

New or reviewed initiatives



Ex-post:

Implemented initiatives



Achievements

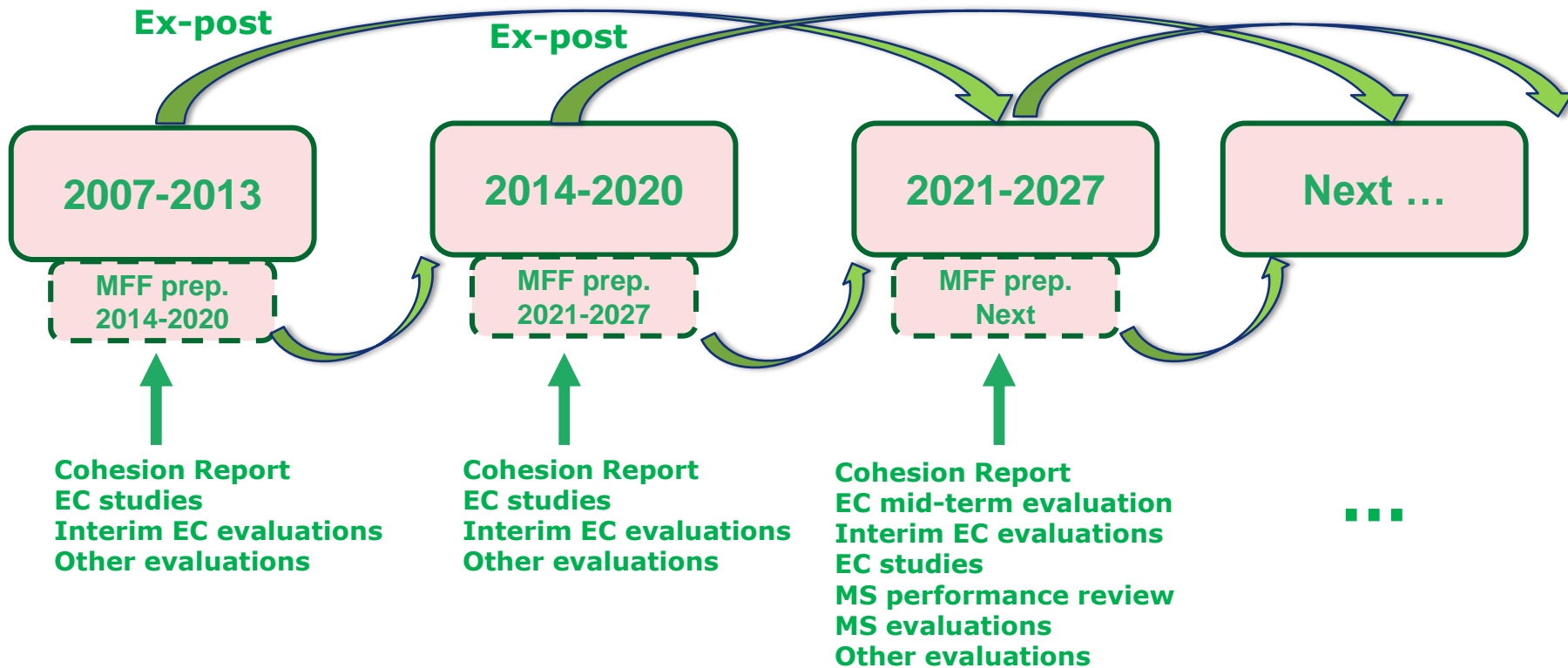
Ex-post

Closure data

Core Indicator Code	Core indicator title	2014 values published on Inforegio	2015 Final values 2007-2013	2015 Final value vs 2014 value
		(1)	(2)	(2)/(1)
0	Aggregated Jobs	940,039	1,312,602	140%
4	Number of RTD projects	94,955	125,687	132%
5	Number of cooperation project enterprises-research institutions	33,556	45,371	135%
6	Research jobs created	41,614	70,929	170%
7	Number of direct investment aid projects to SME	254,722	356,831	140%
8	Number of start-ups supported	121,356	141,145	116%
9	Jobs created in SME (gross, full time equivalent)	322,147	460,943	143%
12	Number of additional population covered by broadband access	8,206,274	20,675,298	252%
14	km of new roads	4,678	6,667	143%
15	km of new TEN roads	2,397	365	152%
16	km of reconstructed roads	24,964	4,129	165%
17	km of new railroads	287	476	166%
18	km of TEN railroads	1,474	4,011	272%
19	km of reconstructed railroads	3,941	7,545	191%
24	Additional capacity of renewable energy production	3,855	5,309	138%
25	Additional population served by water projects	5,902,869	15,167,555	257%
26	Additional population served by waste water projects	6,880,913	19,705,536	286%
29	Area rehabilitated (km2)	1,077	1,651	153%
35	Number of jobs created in tourism	16,156	26,074	161%

Policy Design

From mid-term learning (implementation, immediate results) to long-term learning (ex-post, impacts) ...



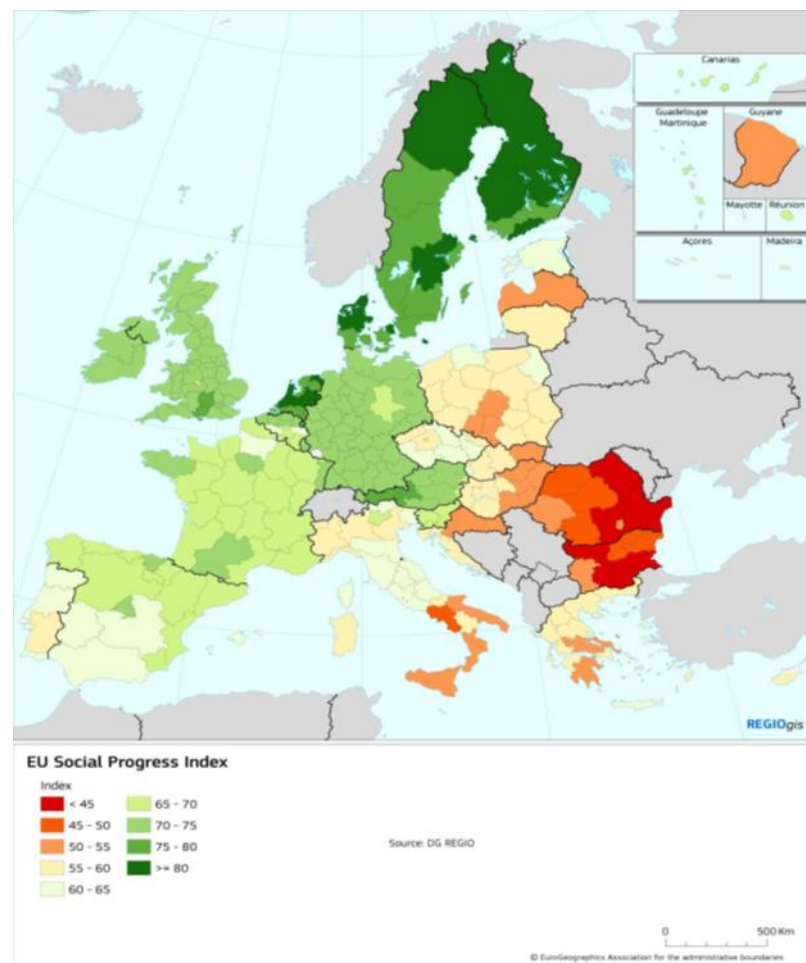
DG REGIONAL AND URBAN POLICY

European Regional Development Fund, Cohesion Fund

- ✓ 24% of the EU Budget
- ✓ 318 programmes for 2014-2020

Focus on gathering evidence:


- ✓ Monitoring and Evaluation
- ✓ Impact Assessment and Economic Analysis



EVALUATIONS IN 2014-2020

- Annual syntheses of evaluation studies from MS:

Total number of impact evaluations expected from MS by year



In progress:

- Ex post of Major Projects
- Solidarity Fund

Planned so far:

- Meta-analyses of evaluation results from MS
- Addressing evaluation gaps
- Ex post 2014-2020

DATA COLLECTION & DISSEMINATION

Open Data Platform of ESI Funds

**European Structural and Investment Funds
(ESI Funds) - explore our data**

EU LEVEL

THEME

COUNTRY

FUND

- ✓ **Public data platform for the programming period 2014-2020**
- ✓ **Four ESI DGs: AGRI, EMPL, MARE, and REGIO**
- ✓ **Launched in December 2015 – updated, developed and enriched regularly**

<https://cohesiondata.ec.europa.eu/>

LESSONS LEARNT

General

Policy lessons

1. **Simplification** to reduce the administrative burden (over-complex management, control and audit systems) to ensure financial sustainability and in time payments

- Complexity was a particular issue in EU-15 countries => need for proportionality
- Greater use of simplified cost option

2. **Flexibility** to respond to emerging needs (migration, security, economic crisis, etc.)

- Programme allocations are set out for the first 5 years, the last 2 years are allocated on the basis of a review.

Policy lessons

3. **Results**, not just spending

- Output Indicators complemented by direct result indicators

4. **Financial Instruments**

- More efficient means of funding investments in some policy areas
- Alignment of rules between EU Funds (different rules made it difficult to tap into complementarities between funds)

Creating the conditions for success

Enabling conditions (*used to be "ex-ante"*)


- Fewer, clearer and with tighter link to the policy
- Monitored and applied throughout the period, not just set at the beginning
- Fulfillment is mandatory for expenditure declaration

EU Governance

- European Semester (Country Specific Recommendations taken into account at the beginning of the programming and at the mid-term review)
- Macroeconomic conditionality
- Reform delivery tool
- Rule of law

Midterm review

-



- "5+2" Programming:
 - 5 years programmed initially
 - 2026-27 programmed after mid-term review in 2025 (basis: emerging needs, performance, CSRs)
 - Midterm review performed by the MS

LESSONS LEARNT

Evaluation, monitoring, indicators

Performance, monitoring and evaluation

What's new?

- Performance framework will cover all output and result indicators
- Open data to follow progress every 2 months
- Structured and dynamic policy dialogue between COM and MS in the annual review meeting

What's gone?

- Performance reserve (replaced by the 5+2)
- Annual implementation and progress reports for cohesion policy

EVALUATION ... Fewer articles: same importance

What stays.....

- **Member states (art. 39):**
 - Evaluations during the programming period
 - Functional independence of evaluators
 - MS to guarantee procedures necessary to produce and collect data needed for evaluations
 - Evaluation plans to be submitted within 1 year of programme adoption
 - MCs to examine progress in evaluations (art. 35)

- **Commission (art.40)**
 - Mid-term evaluation by end-2014
 - Retrospective evaluation by end-2031

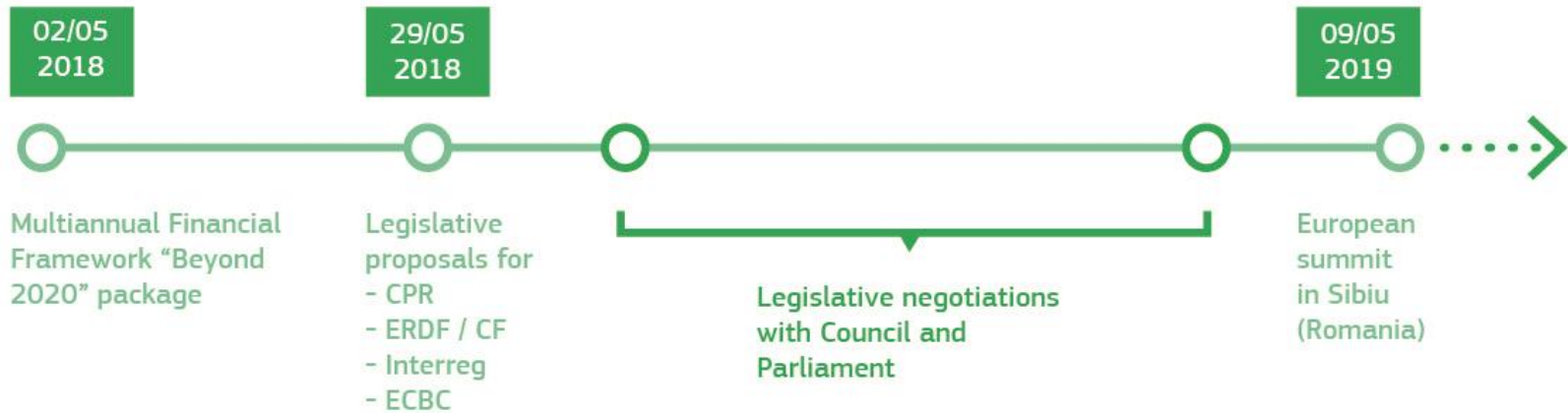
2021-2027 Monitoring - Indicators

Main principles for the common indicators

- Focus on achievements of interventions – direct results
- Match outputs with results;
- Increased visibility of Cohesion policy achievements at corporate level
- Continuity – build on cumulated experience
- Flexibility – use indicators in any specific objective, whenever relevant
- Increase comparability – use of common methodologies

Next steps

Timeline



**Thank you
for your
attention!**

