

# Integrated regional operational programme 2014 - 2020

<b>CCI</b>	<b>2014SK16RFOP002</b>
<b>Title</b>	<b>Integrated regional operational programme 2014 - 2020</b>
<b>Version</b>	6.0
<b>First year</b>	2014
<b>Last year</b>	2020
<b>Eligible from</b>	1. 1. 2014
<b>Eligible until</b>	31. 12. 2023
<b>EC decision number</b>	C(2020) 939 final
<b>EC decision date</b>	14.2.2020
<b>MS amending decision number</b>	
<b>MS amending decision date</b>	
<b>MS amending decision entry into force date</b>	
<b>NUTS regions covered by the operational programme</b>	SK - SLOVENSKO SK0 - SLOVENSKO SK01 – Bratislava region SK010 – Bratislava region SK02 – West Slovakia SK021 – Trnava region SK022 – Trenčín region SK023 – Nitria region SK03 – Middle Slovakia SK031 – Žilina region SK032 – Banská Bystrica region SK04 - East Slovakia SK041 – Prešov region SK042 – Košice region

## Content

<b>STRATEGY FOR THE OPERATIONAL PROGRAMME'S CONTRIBUTION TO THE UNION STRATEGY FOR SMART, SUSTAINABLE AND INCLUSIVE GROWTH AND THE ACHIEVEMENT OF ECONOMIC, SOCIAL AND TERRITORIAL COHESION</b>	<b>7</b>
1.1 STRATEGY FOR THE INTEGRATED REGIONAL OPERATIONAL PROGRAMME'S CONTRIBUTION TO THE UNION STRATEGY FOR SMART, SUSTAINABLE AND INCLUSIVE GROWTH AND TO THE ACHIEVEMENT OF ECONOMIC, SOCIAL AND TERRITORIAL COHESION	7
1.1.1 <i>Description of the Integrated Regional Operational Programme's strategy for contributing to the delivery of the Union strategy for smart, sustainable and inclusive growth and for achieving economic, social and territorial cohesion</i>	7
1.1.2 <i>A justification for the choice of thematic objectives and corresponding investment priorities having regard to the Partnership Agreement of the SR, based on an identification of regional and, where appropriate, national needs including the need to address the challenges identified in relevant country-specific recommendations adopted in accordance with Article 121(2) TFEU and the relevant Council recommendations adopted in accordance with Article 148(4) TFEU, taking into account the ex ante evaluation.</i>	29
1.2 JUSTIFICATION FOR THE FINANCIAL ALLOCATION	32
<b>PRIORITY AXES OF THE INTEGRATED REGIONAL OPERATIONAL PROGRAMME</b>	<b>39</b>
2.A A DESCRIPTION OF THE PRIORITY AXES OF INTEGRATED REGIONAL OPERATIONAL PROGRAMME	39
2.1 <i>Priority axis No. 1: Safe and environmentally-friendly transport in regions</i>	39
2.1.1 Investment priority No. 1.1: Enhancing regional mobility through connecting secondary and tertiary nodes to TEN-T infrastructure, including multimodal nodes	40
Action to be supported under the investment priority	41
2.1.1.1. Description of the type and examples of actions to be financed and their expected contribution to the specific objectives including, where appropriate, the identification of main target groups, specific territories targeted and types of beneficiaries	41
2.1.1.2. Guiding principles for selection of operations	44
2.1.1.3. Planned use of financial instruments	46
Financial instruments (FIs) may be used to support the implementation of those activities where the efficient use of funds from the European Structural and Investment Funds (ESIF), and this particular form of aid, will be demonstrated. In the case of economically-viable projects, where the return on investments or cost savings are expected, financial instruments represent a more appropriate form of support, avoiding market distortion. The financial instruments will focus on the support of those activities, which do not find financing on the market or do not find adequate financing upon which their implementation would be efficient.	46
The possibility of using revolving funds, while contributing to the objectives of the priority axes, belongs to the benefits of the use of financial instruments. The other benefits of the use of financial instruments include the opportunity to increase financial resources to achieve the specific objectives of the OP by means of attracting additional capital based on an appropriate set-up of these instruments. Attracting additional capital is necessary also with respect to the insufficient amount of funds from the ESIF to cover all investment needs in the areas concerned. Participation by private investors may also contribute towards quality improvement of project implementation, and thus additionally contribute to more efficient use of funds.	46
With the use of financial instruments, it will be possible to support the relevant activities with appropriate financial products (such as loans, guarantees, capital contributions, mezzanine funds and other). Specific activities, appropriate amount of funds and the conditions for implementing specific financial instruments, including the expected leverage of allocated ESI Funds as well as combinations with other forms of support, will be based on the ex ante assessment of financial instruments, required under Article 37(2) CPR for financial instruments in the 2014 – 2020 programming period.	46
2.1.1.4. Planned use of major projects	46
2.1.1.5. Output indicators by investment priority and, where appropriate, by category of region	46

2.1.2. Investment Priority No. 1.2: Development and improving environmentally-friendly including low-noise and low-carbon transport systems, including inland waterways and maritime transports, ports, multimodal links and airport infrastructure, in order to promote sustainable regional and local mobility _	47
Action to be supported under the investment priority _____	49
2.1.2.1. Description of the type and examples of actions to be financed and their expected contribution to the specific objectives including, where appropriate, the identification of main target groups, specific territories targeted and types of beneficiaries _____	49
2.1.2.2. Guiding principles for selection of operations _____	53
2.1.2.3. Planned use of financial instruments _____	54
2.1.2.4 Planned use of major projects _____	55
2.1.2.5 Output indicators by investment priority and, where appropriate, by category of region ____	55
Performance framework _____	56
Categories of intervention _____	57
Summary of the planned use of technical assistance including, where necessary, actions to reinforce the administrative capacity of authorities involved in the management and control of the programmes and beneficiaries _____	57
<b>2.2. Priority axis No. 2: Easier access to effective and quality public services _____</b>	<b>57</b>
2.2.1. Investment priority No. 2.1: Investing in health and social infrastructure which contribute to national, regional and local development, reducing inequalities in terms of health status, promoting social inclusion through improved access to social, cultural and recreational services and the transition from institutional to community-based services _____	59
Action to be supported under the investment priority _____	63
2.2.1.1. Description of the type and examples of actions to be supported and their expected contribution to the specific objectives including, where appropriate, the identification of main target groups, specific territories targeted and types of beneficiaries _____	63
2.2.1.2. The guiding principles for the selection of operations _____	70
2.2.1.3. The planned use of financial instruments _____	71
2.2.1.4. The planned use of major projects _____	72
2.2.1.5. Output indicators by investment priority and, where appropriate by category of region ____	72
2.2.2. Investment priority No. 2.2: Investing in education, training and vocational training, skills and lifelong learning by developing education and training infrastructure _____	75
Action to be supported under the investment priority _____	79
2.2.2.1. Description of the type and examples of actions to be supported and their expected contribution to the specific objectives including, where appropriate, the identification of main target groups, specific territories targeted and types of beneficiaries _____	79
2.2.2.2. The guiding principles for the selection of operations _____	81
2.2.2.3. Planned use of financial instruments _____	82
2.2.2.4. Planned use of major projects _____	83
2.2.2.5. Output indicators by investment priority and, where appropriate, by category of region ____	83
Performance framework _____	85
Categories of intervention _____	86
Summary of the planned use of technical assistance including, where necessary, actions to reinforce the administrative capacity of authorities involved in the management and control of the programmes and beneficiaries _____	87
<b>2.3. Priority axis No. 3: Mobilizing creative potential in the regions _____</b>	<b>88</b>
2.3.1. Investment priority No. 3.1: Supporting employment-friendly growth through the development of endogenous potential as part of a territorial strategy for specific areas, including the conversion of declining industrial regions and enhancement of accessibility to, and development of, specific natural and cultural resources _____	89
Action to be supported under the investment priority _____	90
2.3.1.1. Description of the type and examples of actions to be financed and their expected contribution to the specific objectives including, where appropriate, the identification of main target groups, specific territories targeted and types of beneficiaries. _____	90
2.3.1.2. Guiding principles for selection of operations _____	93
2.3.1.3. Planned use of financial instruments _____	94
2.3.1.4. Planned use of major projects _____	95
2.3.1.5. Output indicators by investment priority and, where appropriate, by category of region ____	95
Performance framework _____	97
	3

Categories of intervention	98
Summary of the planned use of technical assistance including, where necessary, actions to reinforce the administrative capacity of authorities involved in the management and control of the programmes and beneficiaries.	98
<b>2.4. Priority axis No. 4: Improving the Quality of Life in Regions with an Emphasis on the Environment</b>	<b>99</b>
2.4.1. Investment priority No. 4.1: Supporting energy efficiency, smart energy management and renewable energy use in public infrastructure including in public buildings and in the housing sector	100
Action to be supported under the investment priority	100
2.4.1.1. Description of the type and examples of actions to be supported and their expected contribution to the specific objectives including, where appropriate, the identification of main target groups, specific territories targeted and types of beneficiaries	100
2.4.1.2. Guiding principles for selection of operations	101
2.4.1.3. Planned use of financial instruments	103
2.4.1.4. Planned use of major projects	104
2.4.1.5. Output indicators by investment priority and, where appropriate, by category of region	104
2.4.2. Investment priority No. 4.2: Investing in the water sector to meet the requirements of the Union's environmental acquis and to address needs, identified by the Member States, for investment that goes beyond those requirements	105
Action to be supported under the investment priority	106
2.4.2.1. Description of the type and examples of actions to be financed and their expected contribution to the specific objectives including, where appropriate, the identification of main target groups, specific territories targeted and types of beneficiaries	106
2.4.2.2. The guiding principles for the selection of operations	108
2.4.2.3. The planned use of financial instruments	109
2.4.2.4. The planned use of major projects	109
2.4.2.5. Output indicators by investment priority and, where appropriate, by category of region	109
2.4.3. Investment priority No. 4.3: Taking actions to improve the urban environment, to revitalize cities, regenerate and decontaminate brownfield sites (including conversion areas), reduce air pollution and promote noise-reduction measures	110
Action to be supported under the investment priority	111
2.4.3.1. Description of the type and examples of actions to be supported and their expected contribution to the specific objectives including, where appropriate, the identification of main target groups, specific territories targeted and types of beneficiaries.	111
2.4.3.2. The guiding principles for the selection of operations	113
2.4.3.3. The planned use of financial instruments	113
2.4.3.4. The planned use of major projects	114
2.4.3.5. Output indicators by investment priority and, where appropriate, by category of region	114
Performance framework	114
Categories of intervention	115
Summary of the planned use of technical assistance including, where appropriate, actions to reinforce the administrative capacity of authorities involved in the management and control of the programmes and beneficiaries	116
<b>2.5. Priority axis No. 5: Community-Led Local Development</b>	<b>117</b>
2.5.1. Investment priority No. 5.1: Undertaking investments in the context of community-led local development strategies	118
Action to be supported under the investment priority	120
2.5.1.1. Description of the type and examples of actions to be financed and their expected contribution to the specific objectives including, where appropriate, the identification of main target groups, specific territories targeted and types of beneficiaries.	120
2.5.1.2. The guiding principles for the selection of operations	122
2.5.1.3. The planned use of financial instruments	123
2.5.1.4. The planned use of major projects	123
2.5.1.5. Output indicators by investment priority and, where appropriate, by category of region	123
<b>Table No. 37</b> Common output indicators and output indicators specific for investment priority	123
Performance framework	124
Categories of intervention	125

Summary of the planned use of technical assistance including, where necessary, actions to reinforce the administrative capacity of authorities involved in the management and control of the programmes and beneficiaries _____	126
<b>2.6. Priority axis No. 6: Technical assistance _____</b>	<b>127</b>
Action to be supported and expected contribution to the attainment of specific objectives _____	130
2.6.1.1. Description of activities to be supported and their expected contribution to the attainment of specific objectives _____	130
2.6.1.2. Output indicators contributing to results (by priority axis) _____	132
Categories of intervention (by priority axes) _____	132
<b>3 THE FINANCIAL PLAN OF THE INTEGRATED REGIONAL OPERATIONAL PROGRAMME _</b>	<b>133</b>
3.1 TABLE OF ANNUAL LIABILITIES _____	133
3.2.A <i>Financial plan by sources of funding</i> _____	135
<b>4 INTEGRATED APPROACH TO TERRITORIAL DEVELOPMENT _____</b>	<b>138</b>
4.1 COMMUNITY-LED LOCAL DEVELOPMENT _____	139
4.2 THE SUPPORT FOR SUSTAINABLE URBAN DEVELOPMENT _____	141
4.3 INTEGRATED TERRITORIAL INVESTMENTS _____	142
4.4 THE MECHANISM TO ENSURE COORDINATION WITH COOPERATION ACTIVITIES AND MACRO-REGIONAL AND SEA-BASIN STRATEGIES _____	144
<b>5 THE SPECIFIC NEEDS OF GEOGRAPHICAL AREAS MOST AFFECTED BY POVERTY OR TARGET GROUPS AT HIGHEST RISK OF DISCRIMINATION OR SOCIAL EXCLUSION, WITH SPECIAL REGARD TO MARGINALISED COMMUNITIES, AND PERSONS WITH DISABILITIES</b>	<b>145</b>
5.1 GEOGRAPHICAL AREAS MOST AFFECTED BY POVERTY/TARGET GROUPS AT HIGHEST RISK OF DISCRIMINATION _____	145
5.2 THE STRATEGY OF THE OPERATIONAL PROGRAMME TO ADDRESS THE SPECIFIC NEEDS OF GEOGRAPHICAL AREAS/TARGET GROUPS MOST AFFECTED BY POVERTY _____	145
<b>6 SPECIFIC NEEDS OF GEOGRAPHICAL AREAS WHICH SUFFER BY SEVERE AND PERMANENT NATURAL OR DEMOGRAPHIC HANDICAPS _____</b>	<b>147</b>
<b>7 AUTHORITIES AND BODIES RESPONSIBLE FOR MANAGEMENT, CONTROL AND AUDIT AND THE ROLES OF RELEVANT PARTNERS _____</b>	<b>147</b>
7.1 IDENTIFICATION OF THE RELEVANT AUTHORITIES AND BODIES _____	147
7.2 ACTIONS TAKEN TO INVOLVE THE RELEVANT PARTNERS IN THE PREPARATION OF THE IROP, AND THE ROLE OF THOSE PARTNERS IN THE IMPLEMENTATION, MONITORING AND EVALUATION OF THE IROP _____	148
7.2.1. <i>Role of the relevant partners in the preparation, implementation, monitoring and evaluation of IROP</i> _____	148
7.2.2 <i>For ESF: Global grants</i> _____	150
7.2.3 <i>For ESF: Capacity development</i> _____	150
<b>8 COORDINATION BETWEEN THE FUNDS, THE EAFRD, THE EMFF AND OTHER NATIONAL AND EU INSTRUMENTS, AND THE EIB _____</b>	<b>151</b>
<b>9 EX-ANTE CONDITIONALITIES _____</b>	<b>155</b>
9.1 IDENTIFICATION OF APPLICABLE EX ANTE CONDITIONALITIES AND EVALUATION OF THEIR FULFILLMENT	155
9.2 DESCRIPTION OF ACTIONS TO FULFILL EX-ANTE CONDITIONALITIES, RESPONSIBLE BODIES AND TIMETABLE _____	167
<b>10 REDUCTION OF THE ADMINISTRATIVE BURDEN FOR BENEFICIARIES _____</b>	<b>174</b>
<b>11 HORIZONTAL PRINCIPLES _____</b>	<b>175</b>
11.1 SUSTAINABLE DEVELOPMENT _____	175
11.2 EQUAL OPPORTUNITIES AND NON-DISCRIMINATION _____	177

11.3 EQUALITY BETWEEN MEN AND WOMEN	179
<b>12 ANNEXES</b>	<b>180</b>
12.0 ABBREVIATIONS	180
12.1 A LIST OF MAJOR PROJECTS	182
12.2 THE PERFORMANCE FRAMEWORK	183
12.3 LIST OF RELEVANT PARTNERS INVOLVED IN THE PREPARATION OF THE IROP	184
<b>ANNEXES (TO BE UPLOADED TO SFC 2014 AS SEPARATE FILES)</b>	<b>185</b>

# Strategy for the operational programme's contribution to the Union strategy for smart, sustainable and inclusive growth and the achievement of economic, social and territorial cohesion

## 1.1 Strategy for the Integrated Regional Operational Programme's contribution to the Union strategy for smart, sustainable and inclusive growth and to the achievement of economic, social and territorial cohesion

### 1.1.1 Description of the Integrated Regional Operational Programme's strategy for contributing to the delivery of the Union strategy for smart, sustainable and inclusive growth and for achieving economic, social and territorial cohesion

The Integrated Regional Operational Programme (hereinafter "IROP") is the Slovak Republic's programme document for the programming period 2014 – 2020. Its global objective is:

**to contribute to the promotion of the quality of life and to ensure sustainable provision of public services with impact on balanced and sustainable regional development; as well as economic, territorial and social cohesion of regions, cities and municipalities.**

The strategy of the IROP builds upon the Europe 2020 Strategy, contributing to the achievement of its priorities, that is in particular sustainable and inclusive growth; reflecting the territorial needs and challenges of particular regions. The strategy leads to:

- Development of selected dimensions/components affecting the quality of life and regional competitiveness, and
- Development/reinforcement of economic, social and territorial cohesion at regional and sub-regional levels as a precondition for the reduction of growing disparities between regions and within regions.

These targets are to be achieved by:

- Effective and sustainable public services and goods provided at the local and regional level, and
- Effective utilizing internal resources of regions in order to enhance regional competitiveness and the quality of life of residents.

Taking into account the underlying principles of the Europe 2020 Strategy and the existing national reform programmes of Slovakia (hereinafter referred to as the "NRP SR"), **the Integrated Regional Operational Programme has to be viewed in the context of promoting a higher quality of life, i.e. as a contribution to the development of objective conditions of sustainable or gradually improving the selected life quality dimensions.** The NRP 2013 states the prioritized areas of sustainable development of Slovakia, which, at the same time, create pre-conditions for growing quality of life.

In order to achieve the goals of the Europe 2020 Strategy it is important to respect the principles of socio-economic as well as territorial cohesion. In terms of regional development and sustainable functional links between settlement units, **the IROP will contribute to the creation of new forms of links leading to competitive functional territories through promoting territorially and specifically suitably selected investments.**

Along with the sectorial identification of needs and social challenges that need to be addressed, it is necessary to consider the major stakeholders to be the carriers and implementators of activities in given areas (e.g. the government, local and regional authorities, the business sector, etc.). Local and regional self-government bodies (towns, municipalities and Higher Territorial Units) are important for the implementation of structural policies at both the local and regional levels. **The IROP can therefore be considered as a tool designed to promote measures (especially for public services) that are implemented at the local and regional level.**

**The IROP strategy is based on a combination and synergic connection of suitably selected interventions of regional and local character and interventions of national character as the means for the strengthening of the quality of life and regional competitiveness, with impact on balanced territorial development.**

Regional and intraregional disparities in the SR have their own specific features and besides significant eastern and western division, there are more markant intraregional disparities in north-west direction in relative and absolute value. The IROP objective is to support growth and to narrow the intraregional and interregional disparities as well, which are found in particular areas of IROP support within individual regions at different levels<sup>1</sup>.

For the Slovak regions to preserve or strengthen their position and also ensure the growth in the European competitive environment, at least two conditions supplementing one another must be met: 1) the necessity of **adequate developed technical infrastructure** to its defined competitive advantage and **an appropriate quality of human capital**; 2) in the new knowledge-based economy the regions must have the ability to innovate and use the existing and regional *know-how* and follow the way of sustainable development.

**The internal strategy of IROP is based on the concept of development of regional competitiveness, key challenges and opportunities with complementary support of four competitiveness factors within Slovak regions included in IROP: infrastructure, accessible and efficient public services, the support of business and jobs creation, local communities in towns and villages. All these areas of support will help to address regional disparities, however, the Regional Integrated Territorial Strategy - the IROP implementation tool identifies their scope in the relevant region.**

Economic growth and development in the territory of the Slovak Republic has highlighted the differences between regions and districts of Slovakia. If the majority of the population benefits from the growth, the least developed regions suffer from high unemployment rates, the retirement of the young and educated workforce and the lack of investment and entrepreneurial activities.

In order to reduce regional disparities, increase the competitiveness of the least developed regions and hence the quality of life of its inhabitants, the IROP strategy is also based on the support of the least developed districts, which are included in the list of so-called. catching-up regions. The Catching-up Regions Initiative (CURI) is an initiative of the European Commission to identify growth constraints in less developed regions and provide targeted support and growth support programs.

### **Development disparities, needs, and the ways of handling them within the IROP**

## **Sustainable and safe traffic ensuring cohesion and accessibility within regions**

The fundamental condition for an effective interconnection of urban and rural environments, as a functional territory, is mutual communication connectedness, aimed at guaranteeing people's mobility and accessibility. Improvement of these links is conditioned by improving the regional cohesion at the sub-regional and local levels, which is secured by an efficient public transport and private transport network mainly based on regional roads of the 2nd and 3rd classes. In the process of integrated planning a *local/regional sustainable mobility plan* represents the main tool, which can guarantee a balanced and sustainable development, and guarantee that, among the others, interventions on 2<sup>nd</sup> and 3<sup>rd</sup> class roads would not incentivize private traffic, but would represent a part of a multimodal system of public passenger transport.

The total length of 2nd class and 3rd class roads reached in 2013 14 050 km, which represented 77.9% of the total length of roads in Slovakia. Roads of 2nd class extend over a length of 3 639 km (20.2%) and the 3rd-category roads with their 57.7% (10 411 km). Some 20% of the total traffic load is located on 2nd class roads, with 13% on 3rd class roads.

**The fundamental problem of the 2nd class and 3rd class roads is their structural deficiency, which adversely affects the accessibility of regions, traffic safety and its smoothness.** In 2012 there was from a national perspective **22.7% (823.1 km) in poor condition, and 3.8% (133.6 km) in disrepair condition.** From a regional perspective, the **worst quality of roads was found in Bratislava region**, where up to 76.9% of roads were in poor or disrepair condition and in **Banská Bystrica**, (37.1%)<sup>2</sup>.

**Based on the Slovak Spatial Development Perspective 2011 as amended by SSDP 2011<sup>3</sup>,** medium-sized cities should continue to be developed as part of the polycentric settlement system, and at the same time, the importance of settlement systems, as population centerpoints, should be strengthened. Most of population centres are localized on a superior road infrastructure, except small towns mainly in the southern part of Slovakia and in the western part of Slovakia East (e.g. the development centres Spišská Nová Ves, Gelnica), which are situated on 2nd class roads. **It is the connection of population centers (and their environs) with the superior road infrastructure that will facilitate a more balanced spatial development in the regions. Within the structure of population centerpoints it is required to secure top-quality road infrastructure also with respect to rural areas, which are operated predominantly on 3rd class roads.**

Demands for higher quality 2nd class roads are based on the fact that several regional roads take over the role of the superior road infrastructure (1st class roads) in connecting tertiary and secondary traffic hubs with direct connection to the superior road network and the TEN-T infrastructure (also as a result of higher intensity due to the implementation of toll system on highways, expressways and 1st class roads). **Roads of 1st class are completely absent in the districts of Pezinok, Myjava, Poltar, Gelnica, Spišská Nová Ves, Medzilaborce and Svidník.**

**The average daily intensity of vehicles** on the 2nd class roads throughout the territory of the Slovak Republic in 2010 was around 3,557 vehicles per day, on the 3rd class roads 1,896. **Compared with the results of traffic census in 2005** it was an average increase of intensity on **the 2nd class roads about 17%**, in respect of **3rd class roads even by 18%**.

**Road bridges** play an important role in the road infrastructure in terms of accessibility and overall interconnectivity of the road infrastructure. Many of the road bridges have a poor structural condition and exceeded the lifespan. Of the total number of bridges administered by regional authorities, 47.5 % are in good structural condition, while **almost 9% of the bridges have poor structural condition or are structurally deficient**. The **worst situation** is in the Žilina region, where 35.1% of bridges fall into the category of poor structural condition up to structurally deficient; while in the **Banská Bystrica region** it is 14.8% of bridges that are structurally deficient<sup>4</sup>.

The quality of roads and the road infrastructure contribute significantly to a safe and smooth traffic reducing the number of traffic accidents. The number of traffic accidents on 1-st class roads, as compared to 2nd class and 3rd class roads, bears some similarity (4 694:4 303 for 2011). Improving road safety is also one of the fundamental objectives of the EU vision in the field of transport: 'Zero' for road fatalities by 2050<sup>5</sup>.

***Sustainable urban and suburban mobility of persons ensured by development of public passenger transport and non-motorized transport, particularly cycling***

**Public passenger transport**

**The share of public passenger transport (PPT) decreased from 50% in 1995 to 30% in 2008, while the share of individual motorized transport (IMT) in over the said period increased to 70%.** Of the total number of 766 mil. of PPT passengers in 2011, only 6% used the train, 39% used the road public transport, and 55% used the vehicles of urban public transport (UPT). In the recent decade, several measures leading to a change in such an unfavourable condition have been implemented in the suburb and regional bus transport (the renewal of vehicle fleet, the development of infrastructure, etc.). **Bus-transport** still suffers from an inadequate organization of traffic **and low conditions of quality of stops and stations, very few amenities and an inappropriate infrastructure. In long-term regional public passenger transport dominates bus service, but the number of passengers by buses is steadily declining, while the number of rail passengers remains approximately equal**, despite the cancellation of several little-used train lines, mainly in regional transport.

Urban passenger transport (UPT) transported 417 million passengers in 2011. The biggest problem of the attractiveness of public transport is **poor technical condition of vehicles of public transport and transport infrastructure**. The cities do not have defined sufficient quality standards and transport services including effective control. **They are lacking separate lanes for public transport, intelligent transport systems – i.e. rules of precedence for public transport at intersections, etc.** Vehicles operated by public transportation systems are able to transport up to 24-times more passengers than personal automobiles and thus represent the most effective solutions for reducing congestion in transport<sup>6</sup>. As far as public transportation is concerned, this results in immense waste of time in traffic congestions, and thus in reducing its attractiveness and in the deterioration of its efficiency in economic terms. **Implementation of the currently lacking effective regulation of parking (such through building of park&ride type parking facilities) may result in modal split changes in favour of PPT.**

Existing urban areas face problems of increasing the share of individual motorized transport and increasing emissions of pollutants. **Mobile source emissions represent a significant**

share of the total emissions of the pollutants, of which up to 45% share of road transport. The main problem of urban and sub-urban public transport is the obsolescence of vehicle fleet (in the case of suburban transport it was improved in recent years) and the use of vehicles that produce higher emissions of exhaust gases. The average age of vehicles within the public suburb passenger transport is about 8.2 years, the vehicle fleet of city carriers reaches the average age of 8.5 years.<sup>7</sup> The average age of buses within the city transport in EU countries reached 7.6 years in 2008, whereas the age of buses in Slovak towns was the second oldest (13 years)<sup>8</sup>. As far as regional transportation system is concerned, **the problem of the low proportion of buses accessible by persons with impaired mobility still pertains**, and this partially eliminates the positive effects in the barrier-free area achieved through modernization of bus-stops or the interlinking rail transport.

One of the key problems in the organizational area is the unsatisfactory coordination between the existing PPT sub-systems and the associated **non-existence of integrated transport systems**. The underlying reasons are the following: split of competencies in the area of transport ordering and financing, and working systems used by certain customers; **out-dated infrastructure or even total absence of transfer stops, hubs and terminals and integrated control and management systems**.

#### **Ways of solving in the IROP:**

- Improving the attractiveness and efficiency of public passenger transport,
- Development of integrated transport systems,
- Support of accessible and emission-free or low-emissions urban and suburban PPT.

Activities within promoting the development of environmentally friendly and low-carbon transport systems and promoting sustainable urban mobility contribute to the fulfillment of one of the main objectives of the Europe 2020 Strategy to *"reduce greenhouse gas emissions by 20% (or up to 30% if this will create conditions) compared to 1990"*.

#### **Non-motorized transport**

In the context of the promotion of ecologically favourable and low-carbon transport systems it is inevitable for the cycling transport to become an equal mode of transport and it is necessary to integrate it with the other modes of transport. *The Transport Policy of SR until 2015* contains 2 specific targets and 6 priorities pertaining to the development and support of cyclist transport, in particular ensuring the modernization and development of infrastructure for cyclist transport and a reduction of transport adverse effects on the environment. The support of the financing of cyclist transport in the SR from public funds is contained in the Governmental material *"Permanent financial mechanism for implementation of the National Strategy for Development of Cyclist Transport and Cyclo-Tourism in the Slovak Republic."*

**The development of town mobility by promoting Cyclist Transport brings a positive effect not only for cyclists, but also for motorists and the self-governments as such.** Moreover, the current trend in the SR indicates an increasing public interest in the cyclist transport with respect to gradually growing preferences of the public passenger transport in towns and regions. **The condition of infrastructure for non-motorized transport can be regarded as unsatisfactory, while its biggest shortcoming is the disintegrated road network for non-motorized transport with a number of local discontinuities, poor quality**

**of pavement, lack of continuity and accessibility to the network of public transport, and low level of safety for pedestrians and cyclists.** The total length of bike routes in Slovakia is less than 150 km. Up to three-fifths of this length form separate paths – designed exclusively either for cyclists (15%) or partially for both pedestrians and cyclists, with a separate operation (23%) and mixed operation (22%). One third of the total length constitute sidewalks built alongside the associated transport road pavement, out of which almost 16% separate cyclists from pedestrian sidewalks, and over 18% of the total length of bike routes is mixed with sidewalks. Only 6% of the bike routes in cities are located in the major transport area (as bicycle lanes, strips, corridors). The network of auxiliary infrastructure is also significantly undersized. **Only 16% of the bus stations, railway stations and bus stops are equipped with bike racks or stands**<sup>9</sup>. The support of IROP will be in term of strengthening of cycling focused on the development of cycling roads, bicycle lanes, bicycle corridors, etc., as well as the extension of the additive cycling infrastructure (bike stands, bike storages, rest areas, etc.).

### ***Provision of public services with regard to human resources development and social inclusion***

The regions are not competitive if they miss quality public services and developed human capital. Public interventions are focused on provision of equal standard of public services and improvement their accessibility in urban and rural areas.

### ***Social inclusion of individuals reliant on community help***

**The objectives of the Europe 2020 Strategy, in terms of social inclusion** cannot be achieved without addressing the situation of EU citizens (vulnerable groups, that is, families, seniors, children and young adults, people with disabilities), placed in institutional facilities, and thus segregated and excluded from the rest of community.<sup>10</sup>

Activities in the area of social inclusion of individuals relying on public assistance help to **achieve the Europe 2020 Strategy objective within inclusive growth, such as reducing the number of people at risk of poverty and social exclusion** in the European Union by at least 20 million (for Slovakia, at least 170 thousand individuals by 2020).

### **Social services**

Slovakia still relies on traditional institutionalized provision of social services offering predominantly year-round residency. As of December 31, 2012, the total population of Slovakia numbered 5 410 836 inhabitants, while social care was provided to **47 240 individuals (0.88%) within 1 249 social care facilities** (the facility). Out of the total number of 1 249 social care facilities, **641 facilities provided year-round residential care** (51%). As of December 31, 2012, the total capacity of the social care facilities was **47 400** individuals, out of which **87.5% operated on a year-round care basis**. The total **capacity of the residential facilities** was **40 698** individuals (**86.2% of the total capacity of all social care facilities**).

Within the Slovak Republic, there is a lack of social services provided on the community level. In 2012, year-round residential services in community-based facilities (facilities supporting the housing, community care facilities, rehabilitation centres, emergency housing facilities, half-way homes) were provided only to **3 525** social service recipients of the total number of 35 792

recipients of year-round residential services, which accounts for **9.84% of year-round residential services**.<sup>11</sup> Community-based services were provided in the facilities (, foster care facilities, attendance service stations, rehabilitation centres, emergency housing facilities, half-way homes, temporary care centres for children, shelters, reception centres and day-care centres) for 6 950 inhabitants of the total amount of 40 679 inhabitants who were provided with social services (17%).

A typical feature of social services is large diversity of their recipients in facilities, which leads to insufficient particularity of the services. The reason is a high number of different groups of the recipients of social services living in one facility, due to their age or disability, and not all recipients of social services are able to return to their home environment. **Therefore it is necessary to create different forms and types of community services covering the living and long-term social and health integrated care services and primary health care related to social services on the community level.**

Services supporting families with children are also an integral part of the social services system. Their main mission is to ensure care for children while their parents are at work, and to create conditions for the harmonization of family and professional life by the expansion of childcare facilities for children up to the age of 3 years according to the Council Recommendation 2014.

According to EU SILC 2012, in formal childcare<sup>12</sup> for children under three years of age, the SR is below the EU28 average (28%) (Annex 12.20). On the basis of this survey, formal care is given to 5% of children under 3 years of age. Within a year-to-year comparison, an increase in % of children who are provided with formal care was recorded, each year by 1 percentage point between 2010 and 2011, 2011 and 2012. Different care for children under 3 years of age is provided in amount of 28% of children in that age group (EU28, 30%). Care is most often provided in person by the children's parents - 71% of children in that age group (51% in EU28). Personal care for a child up to 3 years of age from the parents has a long tradition and the current legislation in force allows parents to provide personal care up to 3 years of age, or up to 6 years in the case of a child with long-term unfavourable health condition. Investments in high-quality care and education for children under 3 years of age will provide the basis for a smooth transition to pre-school age facilities. Particular benefits will be the provision of this care to families from disadvantaged backgrounds, because they are likely to be less skillful and there is more room for their inclusion.

One of options of how child care services for children aged up to three years can be provided, is to create complex conditions (material, personnel, legislative, and other) for possible development of a network of facilities for children aged up to three years that are either underdeveloped or insufficient. No statistical data are available allowing for evaluation of the quantity, capacity and quality of facilities providing care for children under three years of age. The lacking child care services hinder mainly women, mothers giving care to children under three years of age, in entering and/or re-entering the labour market. During the implementation of the OP, sufficient allocation for the provision of childcare facilities for children up to 3 years will be ensured in accordance with Specific Council Recommendation No. 3 of the year 2014.

### **Socio-legal protection of children and social guardianship**

Socio-legal protection of children and social guardianship are rendered in, among others, in facilities of socio-legal protection of children and social guardianship. These facilities are: **children's home, children's home for minors without guardians, crisis centre, re-socialization centre for drug addicts and other addicts, and other facilities.**

In the course of the period between 2000 and 2012 there was a **negative increase in the portion of children living outside their families compared to the total number of children in Slovakia** (in 2012, **1.34%**). However, this period witnessed a **positive declining trend in the number of children and young adults living outside their families and placed in institutional care, as compared to the total count of children living outside their families.**

In 2012, 14 458 children were outside their families, out of which 8 958 (61.96%) were placed in substitutive personal care, foster-care and in personal guardianship care; **4 167 children (28.82%) in separate groups – children's homes, re-educational centres, social services facilities; and 1 333 (9.22%) children and young adults were placed in professional families within children's homes.**

Starting on January 1, 2009, **children's homes (ChH)** are established as institutions providing home of children, or as centres for children. As of December 31, 2012, there were 87 children's homes in Slovakia (including children's homes for minors without guardianship) with a total of 4 701 children and young adults, out of which 23 facilities as homes of children (907 children and young adults), and 64 centres for children (3 794 children and young adults). Out of the total number of ChHs, 67 were operated by state authorities, and 20 were non-state. The regional distribution of ChHs is in principle homogeneous: 8 in Bratislava region, 10 in Trnava region, 9 in Trenčín region, 10 in Nitra region, 15 in Banská Bystrica region, 10 in Žilina region, 14 in Košice region, and 11 in Prešov region.

After 2000, the care for children who cannot be taken care of by their parents for various reasons has been strengthened in various forms of substitute family environment, and the number of groups in large institutional buildings of children's homes progressively declines. The proportion of groups placed in the family houses of children's homes has increased (1 group of children = 1 house), and the number of children placed in professional families has increased.

*Re-socialisation centres (RC) a crisis centres (CC)*

There are 20 re-socialisation centres (RCs) in Slovakia, out of which one centre is administered by self-government authority, and 19 are non-state/accredited by the Ministry of Labour, Social Affairs and Family of the Slovak Republic, with total capacity of approximately 430 persons. Slovakia has 37 crisis centres (CCs) with a total capacity of 732 residents and 725 outpatients. The founders of the crisis centres are the self-government and non-state entities accredited by the Ministry of Labour, Social Affairs and Family of the Slovak Republic. Regional division of the RCs and the CCs is attached in Annex No. 12.19.

***Development needs and challenges in the area of socio-legal protection of children and social guardianship and the means how they will be addressed in the IROP***

**Needs and challenges:**

- Changeover of approach and way how social services are delivered and facilitating of accessibility of various forms of support for parents and other persons responsible for childcare;
- Progressive deinstitutionalization of the social care system and implementation of socio-legal protection of children and social guardianship; at the final stage, the cancellation of institutional care services and the creation, development and support of an effective network of new/existing alternative community-based services, and the implementation of socio-legal protection of children and social guardianship on community level, are expected;
- Creation of conditions for optimization and mitigation of regional disparities in the quality, variability and availability of social services and implemented measures of socio-legal protection of children and social guardianship;
- The need to develop the existing services and create new insufficient community-based social services for all groups of inhabitants and creating conditions for the introduction and linking the measures for the prevention of institutional care with measures applied to reduce the negative effects of institutionalization on a child;
- The need to develop social services to support reconciliation between work and family life in particular in conjunction with the services of care for children aged up to three years;
- Introduction and implementation of quality standards of services provided.

### **Ways of solving in the IROP**

The IROP will interact in synergy with the Operational Programme Human Resources in terms of the priority to support deinstitutionalization of facilities, as well as the priority of reconciliation between family and work life, and the subject of IROP interventions will be investment (capital) support for those facilities which will provide and ensure transformed and community-based care, or the care will be provided on community level.

### ***Improvement of access and quality of healthcare***

Good health condition and effective prevention of diseases are an important prerequisite of productivity and social involvement of economically active population. A healthy population is a key to the community growth. The health condition has an effect on the economic growth by increasing labour productivity, increasing savings during the life of an individual, which improves education and supports direct foreign investments. Each extra year of life expectancy raises economic performance by 4% even when adjusted for working experience and education.<sup>13</sup> An effectively structured and functioning health system is an important economic factor contributing to the quality of life, productivity of labour and employability of workforce.

Compared to other EU countries, effectiveness of health care services remains low in Slovakia. Slovak health system is in its current form economically unsustainable in the future. One of the consequences of this situation is a shorter range of healthy life years of the Slovak population compared to the EU average. While the average healthy life years range is 52.2 years in Slovakia, the EU wide average is 62 years (nearly 10 years of negative difference for the Slovak population)<sup>14</sup>. This results in an early leaving of the labour market and social exclusion, especially for people at pre-retirement and at retirement age, due to their deteriorating health conditions - in particular chronic diseases and polymorbid conditions<sup>15</sup>.

Council recommendations on Slovakia's 2013 national reform programme calls for improving the long-term sustainability of public finance by increasing the cost-effectiveness of the health care sector.<sup>16</sup> This is in line with the underlying principles of the Europe 2020 strategy that emphasizes the need to ensure that the current and future generations continue to enjoy a high-quality of healthy life underpinned by Europe's unique social models and sustainable health care system.<sup>17</sup> Slovakia currently does not reach this ideal for their citizens (see above).

According to the Council recommendation for the year 2014,<sup>18</sup> health care expenditure related to the population ageing will be the main factor affecting the amount of expenditure on health care. The growth presents 2% of GDP, which is the second highest projected increase in health care expenditure among all EU Member States. Problems remain, especially in the area of hospital care and primary care. That is also why, the Slovak Government in December 2013 adopted a *strategic framework for health for the years 2014-2030* and one of the key implementation strategies of the Strategic framework responsive to the problems mentioned above is the published *Implementation strategy - integrated health care system*<sup>19</sup>.

There are two main reasons why the current health care system has failed to effectively contribute to improving public health:

- 1) The lack of effective management of chronic diseases, especially in the primary outpatient health care;
- 2) Oversized, ineffective and unsustainable sector of acute hospital care facilities that drains resources from where they are most needed - from the sector of primary health care and investments in public health.

## **Development needs and disparities in the area of healthcare and the means how they will be addressed in the IROP**

### **Needs and challenges:**

- Low efficiency of Slovak healthcare,
- Ageing of population,
- Low integration of healthcare services between its particular levels and interconnection with social care services,
- Poor integration and large atomization of general practitioners,
- Non-functioning task of "gate keeper" in primary healthcare,
- A large number of acute inpatient treatment facilities,
- Lack of regional concentration and specialization performance in acute inpatient treatment centres,
- Need for reducing non-productive capacities to reduce the cost of acute beds,
- Poor technical conditions of healthcare infrastructure facilities.

### **Ways of solving in the IROP:**

- Integration of the network of general practitioners through investments into Integrated Healthcare Centres, which will achieve better results in the management of patient treatment and in the efficiency of health services rendered.
- Reform modernization of the infrastructure of providers of acute inpatient care in order to increase their productivity and quality of services rendered.

The precondition for an improvement of the effectiveness of Slovak healthcare services is accessible and functionally convenient infrastructure of integrated healthcare centres and of the providers of acute inpatient care, which from structural and technological point of view allow the integration of health care services with the focus on the patient and on the implementation of new processes. Interventions in primary outpatient health care will be implemented in a coordinated manner with the interventions in acute inpatient health care in order to facilitate integrated provision of services in health and social spheres, to improve the quality of health care services provided, and to enhance cost-effectiveness in the provision of health care services through reform structural changes in their structure and a manner of their provision. The integration of primary health care will contribute to higher effectiveness and, consequently, to an improved operational and economic sustainability of the health care system. Subsequently, the pressure on the hospital sector will be relieved, thus providing room for the necessary reforms to be carried out in hospitals, entailing their restructuring coupled with a new structure of hospital services, i.e., a multi-dimensional approach<sup>20</sup> to health care.

By the support to the health care infrastructure the decrease of inequalities in access to high quality and efficient services of primary outpatient and acute inpatient health care especially within socially marginalized groups of people will be achieved.

### ***Development of Human Resources in the View of Pre-Primary, Primary and Secondary Education***

The infrastructure in the pre-primary, primary education and in vocational education creates conditions for the long-term growth and competitiveness of all types of regions of the SR. The development of human resources and social capital is one of priority areas of the National Regional Development Strategy of the SR. The NRP SR 2013 and the Position Paper of the EC promote investments contributing to the development of inclusive education at all levels.

#### **Pre-primary education**

Support for pre-primary education (upbringing and education provided to children at the age of 3-5 years) is connected with an inclusive growth of the Europe 2020 Strategy in the initiative “*Program for new skills and new jobs*“. One of the roles of the program is “*...to facilitate harmonization of professional and family life*“. Within the goals until 2020, the EC laid down that “at least 95% of children at the age of 4 years up to the age when they are supposed to start the mandatory school attendance should undergo the pre-primary education.“ In the context of supporting women’s labour market share, the NRP 2013 defines: “*The existing forms of education shall be extended by preparatory classes of kindergartens. In cooperation with the entities establishing kindergartens, the capacity of kindergartens is to be modified further.*“ A partial goal in the 2013 Report on the Condition of Schools in Slovakia is “*the creation of capacity and technical equipment of kindergartens*“.

**Currently, there is an insufficient number of educational facilities available for children of a pre-school age that would be both generally affordable and of good quality, which decreases the rate of “school readiness” of children, thereby creating barriers for women returning back on the labour market after their maternity leave is over, and limiting the use of pre-school education for creating learning skills and social integration of children.**

Research confirms that education and care provided in early childhood provides a broad range of positive results, such as enhancing the child's wellbeing and improving the results of education as a basis for life-long education, bringing equality in children's life and reducing poverty; it also enhances inter-generation social mobility, participation of women in the labour market, increases the birth rate and has a beneficial effect on both social and economic development of the society as a whole<sup>21</sup>.

Nonetheless, all these benefits depend on the quality of early childhood education and care. It has been also proven through research that low quality, rather than having any positive effects, can have harmful consequences for the child's development from the long-term perspective. Those OECD countries that allocated significantly less resources to early childhood education and care, as compared to the resources allocated at later stages of education, have increased the costs spent in this area (OECD, 2011), justifying such a development as follows: early childhood education and care results in significant long-term economic and social benefits, is supportive of patterns for increasing the employment rate among women and is part of social responsibility for education of children, and means for elimination of child poverty and educational disadvantage<sup>22</sup>.

A ratio of children in kindergartens toward the population of 3- to 5-year children (gross school readiness) attained the level of over 90% in 2003 by gradual revitalization of kindergartens. Since 2000 the ratio has changed significantly. Highest gross school readiness was in 2004 – 93% and in 2006 – 92%. Currently, it is on the level of 87.70% (the figure is from 2013). **Compared internationally, SR has lower attendance in pre-primary education than the EU average.** In Slovakia, there is a pre-primary education system including the impact of children from socially disadvantaged background on the degree of gross school readiness.

With the growth of the population of 3- to 5-year children by 13.5 thousand in the past four years, there has been a drop of kindergarten classes by 10. This resulted in higher school manning. At present, the existing classes are full to the maximum, and the number of kindergarten unsatisfied applications has increased 9-times (i.e. to 9,682 unsatisfied applications in 2013) compared to year 2006 (1,074 applications). An estimate for the period up to 2016 expects the number of unsatisfied applications to increase. Due to the capacities, the present kindergartens are unable to satisfy all the requirements.

In 2013, 7,525.5 classes in 2,870 kindergartens were recorded. With the increasing number of children admitted to kindergartens and with the growing number of unsatisfied applications, the establishing entities try to settle the unfavourable situation by extending the capacity of existing kindergartens or by turning suitable premises into kindergarten classes. Extending the capacities of existing facilities results in more children per one staff member, which ultimately leads to deterioration of the quality of the early childhood education and care, and may also result in dissatisfaction of teachers with their jobs. The lower the number of children per on staff member, the more intense and active cooperation may evolve between the child and teacher.

The need for classes following the number of unsatisfied applications as of 15. 09. 2013 by regions is shown in Annex 12.21. On the basis of the forecast (Annex 12.22) in the coming years the highest need to expand kindergartens capacities is in Bratislava region, Zilina and

Kosice regions. The other regions are also presumed to expand the capacities of kindergartens, but significantly lower than in the three previously mentioned ones.

The support given to pre-primary education by creating new capacities and technical equipment<sup>23</sup> in kindergartens will make early childhood education and care more accessible and will support a better quality education and care by providing for a more personal approach to children by educators. Through the extension of the space and capacities of pre-school facilities, IROP will contribute to tool 3 of the policy: Improvement of qualification, enhancement of vocational education and working conditions the SR has selected as the main topic for early childhood education and care<sup>24</sup>.

## Primary education

The main goal of the Europe 2020 Strategy is to create an economy based on knowledge and innovation. A contribution to the attainment of this objective is also provided by "*investing efficiently in education and training at all levels of education*" expressed by means of the initiative "*Youth on the Move*". Specific Council recommendation No. 4 on Slovakia's 2013 NRP recommends "*Step up efforts to improve access to high-quality and inclusive pre-primary and primary education*". Position Paper of EC in support for education recommends SR "*Increase participation in adult lifelong learning*".

Currently, there are 2,159 primary schools included in the network of schools and school facilities, educating a total of 427,377 pupils in 23,146 classes<sup>25</sup>. The lowest number of pupils was in Bratislava, Trnava and Trenčín regions, the highest was recorded in Kosice and Presov regions (Annex 12.23) as at 15.9.2013.

Primary schools included in the network of schools and school facilities use 33,294 classrooms, of which 437 do not meet hygiene standards (situation as at 15<sup>th</sup> September 2013, Centre of Scientific Technical Information SR).

Pupils lack **literacy**<sup>26</sup> (Monitor 9 scores). In PISA 2012 measurement, there was a considerable drop in each tested area in the performance of Slovak pupils. For the first time the results in each tested area are significantly lower than the OECD average. The results **in mathematics** were by 15 points lower (PISA 2009 and 2012) year-on-year, from average to the level under average of OECD countries. The average achievements of our pupils **in reading** decreased by 14 points compared to 2009, and the representation of risk groups increased by 6%. The result is, 28.2% of pupils with their achievement include to the risk group, that means, these pupils do not dispose with the basic reading literacy. The **science literacy** pupils performance is under average of participated OECD countries. In previous testing cycles, the pupils performance was under average of OECD countries, in PISA 2012 testing average result was even below 19 points compared to 2009. PISA 2012 confirmed that the performance of Slovak pupils is strongly linked to their social-economic status.

Testing the ninth in primary schools (Monitor 9) in language skills in 2010/2011 school year reached average success of 58.2% and in the following school year 2011/2012 the result of success reached 54.5%.

The Slovak Republic participates in the ICT skills testing programme as part of the annual "e-skills for Job" EU campaign. The aim is to evaluate the level of basic ICT skills, the ability to

use them efficiently in work, study and in everyday life. The programme targets young people, secondary school students, employees of small to medium firms and also general public. In 2014 testing, a special test was designated for primary schools<sup>27</sup>. Slovakia joined this initiative in 2010. Overall results for 2013 are somehow less favourable as compared to 2012. In certain areas (such as file compressing, copying of formula in the spreadsheet format, search for information on certain web portal) the decline was very significant. It is likely that the result was caused by increased number of younger test participants whose average success rate is lower than that among participants above 20 years of age. Preliminary 2014 results show that the situation is again less favourable as compared to that in 2013. The success rate among the total number of tested participants (14,695 persons) averaged at 45%. In 2013, the total number of participants was 8,381, and the average success rate was 52%.

By supporting primary education young people's access to the labour market will improve, and pupils' outlook as to their future possibilities (work, study) will be created. To equip primary school classrooms by upgrading them, enabling the use of modern teaching methods for developing core competences, science skills, polytechnic education, improving language skills and ICT will be supported from the IROP.

### **Secondary education**

In the initiative *"Youths on the Move"*, the Europe 2020 Strategy invites the MS *"to ensure efficient investments in the system of education and vocational training on all levels"* and it also urges that *"the youths entering the labour market should be improved through integrated measures including, inter alia, counselling, consultations and vocational training"*. Similar, the NRP SR 2013 obliges in area of education *"to ensure a closer interconnection between the vocational schools and the practice"*, *"to incorporate the elements of dual school system into the system of vocational education and preparation at vocational schools"* and *"to facilitate an access of adults to the acquisition of new skills based on previous experience or completion of educational programs of further education"*.

The 2013 Report on the Condition of Schools in Slovakia lays down: *"to increase the quality of vocational education and training so that graduates would be able to enter the labour process immediately after the completion of their vocational study"*.

Education programs of secondary vocational schools focus mainly on the performance of professions and professional activities in the national economy, health care, public administration, culture, arts and other areas. Integral part of the vocational education and training is practical education. Practical education takes place in schools, centres of practical education and school facilities or individually at employers. It provides, especially, practical skills, habits, and the acquisition of skills necessary for practicing profession and working activities. SVS, vocational training centres provide lessons/courses for the public within LLL, accredited retraining programs according to Act 568/2009 Coll. on Lifelong learning education and on amending and supplementing certain laws.

Vocational education and training is linked with the RIS3 strategy focused on the linking of research and innovation with direct needs of the labour market. Vocational education and training is an essential part of each area within RIS3 (economic specialization, prospective area of specialization and the field of specialization in terms of available scientific and research capacities).

As at 15.9.2013, 462 secondary vocational schools were registered (out of the total of 723 secondary schools). During the 2013/2014 school year, 148 748 student frequented secondary vocational schools, representing 65.13% of all secondary school students<sup>28</sup>.

In terms of regional point the highest number of SVS as at 15.09.2013 was in Presov region (75), the lowest Trnava (47) and Trencin (42). The rest of the regions had approximately the same number of SVS (from 58 to 62). In terms of the number of SVS pupils, the lowest number was in Bratislava region (12.7 thousand), the highest Košice, Žilina and Prešov regions (from 20.4 to 23.5 thousand). Details are set out in Annex 12.24.

The unemployment rate of secondary schools graduates oscillated on the level of 17.1% (median) (in the period 6/2012 to 5/2013). Of which the graduation unemployment rate of secondary grammar schools graduates is significantly lowest, i.e. 6.6% (median). The highest graduation unemployment rate was recorded with the secondary vocational schools graduates, ranging between 19.2% and 23.6% (median) depending on the type of the secondary vocational school<sup>29</sup>. From the regional point of view, the highest graduation unemployment rate has been seen in Košice, Prešov, Banská Bystrica regions, the lowest has the Bratislava region. More details are provided in Annex 12.25.

The unemployment rate is to a greater extent caused more by the employers being unsatisfied with the quality of vocational education. The reasons of worse graduate employability include an inflexible response of education and vocational training to the labour market needs, lack of such readiness of qualified work force that would allow it to enter the labour process directly after graduation. Another negative trend is a share of secondary school students in practical education with the employer's (3.2% in school year 2013/2014). Another problem is also the unattractiveness of vocational training since pupils of elementary schools prefer general secondary education. This is also affected by insufficient material and technical equipment of vocational schools which is inevitable in order that pupils could obtain the necessary practical skills.

With the aim of improvement and adaptation of vocational education and preparation conditions to labour market needs, IROP will support investments in sufficient and adequate material and technical equipment (including measures for inclusive education) of secondary vocational schools, school farms, centres of vocational practice that allow education and re-qualification in response to labour market needs, with an emphasis on the promotion and development of the centres of vocational education and training.

### **Development needs and challenges in the area of pre-primary, primary and secondary vocational education and the means how they will be addressed in the IROP:**

#### **Needs and challenges:**

- Pre-primary
  - o Insufficient capacity of the existing kindergarten network including unfavourable spatial conditions of schools, which directly jeopardize the preparation of children for compulsory school attendance;
  - o Low gross school readiness of children;
  - o Limited possibility of returning women after their maternity leave on the labour market due to a lack of kindergarten capacities;

- Insufficiently established conditions for children with special educative needs necessary for their integration in the kindergartens (a low number of barrier-free schools, schools equipped with compensative tools and special learning tools), an absence of or a low number of teacher's assistants.
- Insufficiently modernized material-technical equipment of kindergartens.
- Primary
  - Absence of technical rooms, classrooms including relevant equipment,
  - Inadequate equipment of technical, language, science classrooms,
  - Inadequate equipment to link theoretical and practical education for labour market conditions,
  - Insufficient language literacy of pupils in primary schools
  - Insufficient science literacy of pupils in primary schools.
- Secondary vocational
  - Unemployment of the graduates of secondary vocational schools,
  - Low share of pupil participation in on-the-job training directly in employer's workplaces,
  - Low rate of lifelong learning.

#### **Ways of solving in the IROP:**

- Pre-primary
  - Extension of capacity of kindergartens,
  - Modernization of the infrastructure and material-technical equipment of kindergartens,
  - Development and modernization of kindergarten campuses,
  - Modification of the exterior and interior of kindergartens to meet the conditions of inclusive education.
- Primary
  - Providing technical, language and science classrooms,
  - Upgrade of technical, language and science classrooms.
- Secondary vocational
  - Higher quality of vocational education linked to practice,
  - Created conditions for the provision of inclusive education,
  - Created conditions for a higher share of pupils in on-the-job training directly at the employer,
  - Created conditions for lifelong learning.

#### **Exploitation of Creative Potential of Human Resources in the Regions**

Based on the CSF and Cohesion Policy for 2014 – 2020, the aim of promoting this area is to achieve economic growth and employment in the Slovak Republic through promoting employment-friendly growth by developing endogenous potential as a component of territorial strategy for specific areas, including the conversion of declining industrial regions and strengthening the accessibility and development of specific natural and cultural resources.<sup>30</sup>

**The endogenous potential of regions includes, inter alia, the creativity of human resources that, together with cultural resources, form a part of the creative economy.**

**The cultural and creative sector (hereinafter the “CCS”), as a catalyst for innovation,** has considerable potential for solving the generation of economic growth and, as a sector, has a significant share in employment. At present, it accounts for 4.5% of GDP and 8.5 million jobs at the EU level<sup>31</sup>; **in the Slovak Republic the figures are approximately 4% of GDP and a share of more than 4% in the total number of jobs<sup>32</sup>,** whereby it can contribute significantly to the fulfillment of the Europe 2020 Strategy objectives.

The Europe 2020 Strategy aims to make the EU into a smart, sustainable and inclusive economy that will create high levels of employment, productivity and social cohesion. It states that **the EU must provide more attractive framework conditions for innovation and creativity.** CCS is considered very innovative, **especially in terms of non-technological innovations** which are founded on **culture-based creativity.** In this sense in Slovakia it is important **to support systematically the development of CCS** for employment in the context of its entire “ecosystem”.

**The CCS** includes cultural and creative organisations and businesses that are primarily market-oriented and operate in the creation, production, distribution and/or media dissemination of cultural or creative products and services. **The common core of each market cultural and creative activity is the creative act.** This incorporates all artistic, literary, cultural, musical, architectural and creative content, works, products, performances or services with an economically relevant output.<sup>33</sup> The successful recasting of the creative act into creative products and services, or non-technological innovations, is conditional upon **the existence of creative skills and lateral thinking** (originality, original sources, cultural creativity) of human resources **in the conditions of a supportive environment** (spatial, technological, social, business, financial). An important condition for successful outcomes is also that of **making use of existing structures** (cultural organisations in terms of their infrastructure, production and know-how) **and emphasis on the younger generation** (graduates of artistic and creative disciplines of schools and universities) and talented individuals.

**Potential of creative industry in Slovakia, its regional projection and regional employment in the CCS are included in Annex 12.26.**

**Development needs and disparities in the CCS and the manner how they will be addressed in the IROP**

**Needs and challenges:**

- Insufficient preparedness of graduates from creative specializations for self-employment or employment or for the establishment of their own enterprises,
- Lack of modern infrastructure of a new type (creative centres, hubs, incubators), including technological equipment for testing, production and consumption of cultural and creative products and services,
- Low level of inter-linkage between cultural and creative production, non-technological innovations with linkage to market needs,
- Insufficient support for developing talent, experimental work and international cooperation,

- Insufficient cooperation between the public and private sector in the CCS,
- Absent funding opportunities for micro, small and medium-sized cultural and creative industry ("CCI") enterprises,
- Low awareness about CCI.

#### **Ways of solving in the IROP:**

- Supporting the building of business spirit and skills among students, graduates and talented individuals in CCS while aiming at self-employment and the establishment of their own enterprises
- Supporting creative and experimental work, specific counselling in the area of non-technological innovations and business, networking, international cooperation
- Creating conditions for the development of CCS in terms of spatial and technical conditions, building premises for meeting and experimenting, for cultural and creative production and consumption, including the restoration of historic buildings
- Building partnerships and organisational culture between the public and private sector in CCS
- Enabling access to funding for development of talents, organizations and enterprises in CCS
- Building awareness of CCI (presentations, campaigns, conferences, seminars, cultural policies).

### ***Improving the quality of life in regions with an emphasis on the environment***

#### ***Increasing the energy efficiency of residential buildings***

Implementation of measures aimed at improving energy efficiency of residential and public buildings contributes directly to the achievement of one of the main objectives of the Europe 2020 Strategy to "*reduce greenhouse gas emissions by 20% (or up to 30% if appropriate conditions are created) compared with 1990, increase the proportion of renewable energy sources in final energy consumption to 20% and increase energy efficiency by 20%*" ("20/20/20"). The first two objectives are within the NRP in 2013<sup>34</sup> transformed into national objectives 13 or 14<sup>35</sup>. In the NRP is also provided the national indicative energy savings target for 2020 in the form of final energy consumption (hereinafter referred to as "FEC") and primary energy consumption (hereinafter referred to as "PEC"), which was elucidated in the *Action Plan of energy efficiency for 2014-2016 with a view to 2020*<sup>36</sup>. Energy efficiency target expressed as an absolute value of FEC in 2020 is fixed at 378 PJ (105 TWh), corresponding to a reduction of FEC of 23%. The energy efficiency target expressed as the absolute value of PEC for 2020 is fixed at 686 PJ (191 TWh), corresponding to a reduction of PEC of 20%.

The greatest impact on the final energy consumption of households, the sector of business, including services provided by public institutions, has the consumption of buildings. Based on the monitoring of energy certification of buildings, it can be concluded that in the period 2008 – 2010 the improvements of thermal performance of buildings saved about 10 GWh (value based on 9,343 certificates). The reduction of heat consumption was also greatly contributed by hydraulic balancing of heating systems, including the use of thermoregulatory valves on heating units and the installation of individual temperature measuring devices. Starting from 2017, each household will have its own individual measuring devices for all types of energy.

In the SR is currently on-going passportization of residential buildings with a total floor area of more than 1 000 m<sup>2</sup> by the monitoring system efficiency in energy use (SIEA). At present, there is registered about 20% of a total of 64,615 residential buildings with 931,605 flats in the monitoring system<sup>37</sup>. Data on the energy intensity are still being evaluated. The resulting report will be available in the second half of 2014.

According to expert estimates, at the end of 2013 buildings were renewed with a total of 469 319 flats, which represent about 50% of flats in residential buildings. Potential of renewal flats in residential buildings is therefore a further half. By 2030, the insulation of most residential buildings is expected. It is likely that it will be necessary to restore even a certain proportion of residential buildings insulated before 2010<sup>38</sup>.

For the period 2014 - 2020, **absorption capacity** for the renewal of buildings by improving thermal and technical properties of engineering construction of residential buildings and modernization of technical equipment of buildings is estimated at around 780 million EUR. The share of new low-energy and passive buildings will increase and energy consumption will aim for greater use of renewable energy sources. According to the requirements of Directive 2010/31/EU on the energy performance of buildings, all new public buildings built from 2019 and all buildings built from 2021 should meet the requirements of buildings with nearly zero-energy consumption. These requirements are also reflected in the **National Plan for increasing the number of buildings with nearly zero-energy consumption**. After the application of measures for the reduction of energy demand of buildings the yearly energy savings for the heating after 2015 is expected to reach 40.7 kWh/m<sup>2</sup> per family house (FH) and 25 kWh/m<sup>2</sup> per residential building. Considering the assumptions determined in the National Plan an increasing number of buildings with almost zero energy consumption presents a potential for possible energy savings for 2016 to 2021 for new buildings by reaching almost zero energy consumption of totally 1 497.7 TJ or 1.5 PJ, which is roughly a CO<sub>2</sub> emission reduction by 87 ths. tons<sup>39</sup>. Council Recommendations 2013 to the NRP SR<sup>40</sup>, under which it is necessary to improve energy efficiency in buildings and in the industry, have been reflected in IROP within IP 4.1 of the priority axis 4 (residential buildings), within IP 2.1 2 and IP 2.1.2 of priority axis 2, under IP 3.1 of priority axis 3 (public buildings) and under OP QE, priority axis 4.

Increasing energy efficiency by improving the energy efficiency of residential buildings and public buildings will also lead to a reduction in energy demand and thus contribute to enhancing the security of energy supplies.

### ***Increased share of population with improved drinking water supply and drainage and treatment of waste water disposal without negative impacts on the environment***

*The Concept of Water Management Policy up to 2015* in the area of ensuring a smooth supply of the population with quality drinking water and efficient waste water disposal raises a number of specific targets relating to the development of water supply and sewerage network and ensuring that the inhabitants are connected to the public water-main and sewerages network. *Development plans of public water supply and sewerage systems* are prepared at the regional level of the SR, aimed at determining the basic concept of optimal development of drinking water supply and sewerage and waste water treatment in the settlements of particular regions.

*The development plan of public water supply for the territory of the Slovak Republic* on the basis of an analysis of the conditions to ensure the necessary level of drinking water supply has established priorities and the conditions for its implementation. The annual increase in the share of population supplied with drinking water can be regarded as positive in the area of drinking water supply. The number of municipalities with public water supply in 2011 reached 2,348 (out of a total of 2,890 municipalities), which represents 81.2% of the total number of municipalities in Slovakia (Annex 12.30).

The main objective of the strategy of the Slovak Republic in the area of public sewerage system is **to create conditions for increasing the share of the population connected to sewerage systems with sewage treatment plants**. In the period of 2008 – 2011 at the regional level, the number of km of sewerage (except of Bratislava region and Banská Bystrica regions) and water supply systems increased. In 2011, the share of population of SR connected to public sewerage system in the Slovak Republic represented 61.6%, where with the exception of the Bratislava region (87.1%), all regions did not exceed 61% level of connection to the sewerage system.

Measures designed to ensure smooth supply of the population with quality drinking water and efficient wastewater disposal without negative impacts on the environment must focus on **addressing the systematic control of water leaks, operative interventions and processing of pipeline reconstruction plans with their gradual implementation**. Within IROP, individual activities will address the reconstruction of water-mains, water supply networks and facilities of public water supply. In order to ensure the supply of people without drinking water supply, building and reconstruction of public water-mains can be considered, except for cases of their concurrent construction with the construction of public sewerage in agglomerations above 2 000 PE according to the updated National Programme of the Slovak Republic for the implementation of Council Directive 91/271/EEC. **Through the reconstruction and construction of sewerage systems and the development of sewage treatment plants preferentially in municipalities with 1 000 to 2 000 inhabitants** contributes complementarily to addressing the issue for the accomplishment of *Water Framework Directive (2000/60/EC)*, which will be primarily accomplished through measures within OP EQ.

The activities of construction and reconstruction of public water supplies will be supported through complementary reconstruction, intensification (capacity expansion) and construction (in limited cases) of water sources. Addressing the issue of increasing the availability of water sources for drinking water supply is based on the *Water plan of the SR, which includes plans for management of the river basin of the Danube and Vistula basin*. Measures under SO also contribute to adaptation to unfavorable climate changes, which is contained comprehensively at national level in *the Strategy for adaptation of the Slovak Republic to the adverse effects of climate change*<sup>41</sup>. It is likely that the climate change could have more significant negative impact on local less rich water sources, although the balance of the volume of drinking water for the Slovak territory is positive. For the attainment of sound health of the population while respecting the balance of economic and ecological conditions it is inevitable to re-evaluate available sources of underground water, to define deficit areas and ensure the availability of sources of drinking water. The consequences of climate changes and possible adaptation measures in particular sectors are described in the *Final Report of the project Consequences of climate change and possible adaptation measures v particular sectors*<sup>42</sup> and in the *Sixth*

*National Report of SR on Climate Changes*<sup>43</sup>, which was prepared within the performance of obligations pursuant to Art.4 and Art.12 of the UN Framework Convention on Climate Change.

In terms of ensuring drinking water supply, the *Concept of Water Management Policy of the SR up to 2015* sets out a specific objective: “*Preparing construction of water resources to supply deficit areas and areas with endangered water quality depending on the expansion of supply and capacity of resources used*”.

**Due to the uneven distribution of water resources in Slovakia, in terms of drinking water resources, some areas are from the point of view of water sources in surplus while others show deficit of resources up to 2015.** In the long term highly in surplus are the areas covered by Bratislavská vodárenská spoločnosť, a.s. (Bratislava Water Company) and Severoslovenská vodárenská spoločnosť, a.s. (Northern Slovak Water Company). Due to on-going climate changes and ecological limit, the rest of the SR shows deficit of drinking water resources, while many areas prospectively allow for the limited capacity of resources with regard to the needs of water.

The most common deficiencies are reflected **on water resources intended mainly to supply local water-mains**. Often, it concerns problems of water shortage during prolonged periods of draught or quality of water abstracted. Local shortages of drinking water can be addressed by **building connections to the existing water resources (WR) or by reconstructing or expanding the existing water resources, or by building new water resources**.

***Improving the quality of life of inhabitants and environmental aspects in towns and urban areas by building elements of green infrastructure and the inner spaces of residential areas***

### **Green infrastructure**

The initiative of Europe 2020 strategy *The Roadmap to a Resource Efficient Europe*<sup>44</sup> concludes that insufficient protection of natural capital and failure to appreciate the value of ecosystem services will need to be addressed in the context of measures to promote smart, sustainable and inclusive growth. This roadmap considers investments in green infrastructure as an important step towards the protection of natural capital. The *EU Strategy for Biodiversity up to 2020*<sup>45</sup> states the Commission’s commitment to develop a strategy for green infrastructure<sup>46</sup>.

Material of the European Commission “*Green infrastructure - Enhancing the natural capital of Europe*” defines green infrastructure as a successfully tested instrument to ensure environmental, economic and social benefits through natural solutions. It is a “strategically planned network of natural and semi-natural areas with other environmental properties that are created and managed so as to provide a wide range of ecosystem services. It includes green space (or blue, in the case of aquatic ecosystems) and other physical properties in land (including coastal) and marine areas. On the mainland, green infrastructure is located in rural and urban areas”.<sup>47</sup>

Current urban agglomerations show a number of specifics when compared to the surrounding natural environment (temperature, air pollution, etc.). Combination of large urban areas built-up with non-permeable surfaces, the release of heat from industrial activities, transportation systems and heating of occupied buildings results in the creation of the so-called 'temperature

islands' over towns and cities. This results in increased warming of air above cities and increased formation of clouds. Consequently, the urban environment is exposed to more intense climatic changes manifested in the forms of extreme summer temperatures, drop in precipitations, long periods of draught followed by torrential rains that may cause local flooding, high winds and hurricanes. It is expected, that appropriate adaptation measures will reduce the impact of climatic changes on urban agglomerations and their inhabitants and will secure high quality residential and natural environment.

The example of the European, especially the Nordic countries shows that the adjusted surroundings - even of residential buildings, have a significant impact on the quality of life, on better conduct of the residents of the community, on the enhancement of the safety of public space for all ages, living in these houses, and also on the health condition of the population. High-quality public spaces of the courtyards have at the same time a positive impact on the small business development, especially in services.

### ***Needs and challenges on the level of local communities***

**The purpose of community-led local development (hereinafter: the “CLLD“) in the conditions of the SR is the strengthening of the economic, social and territorial cohesion mainly of rural areas and ensuring of long-term sustainable development of the territory along with dealing with relations between rural development centres and their functional environs.**

On the territory of the SR, rural settlement is dominant, which is considerably dispersed and dense. For the viability of the regions it is important to stabilize the countryside as a living space and a place for economic activities. According to the principles of balanced territorial development it is crucial to develop functional and high-performance regions on the sub-regional and micro-regional level, including city-countryside relations.

A wide diversity of needs and challenges is typical of the local level of rural settlements, which particular regions have to face. When identifying them, there are solutions having direct impact on the relevant area, provided that the relevant local community has an organizational, technical and financial capacity for dealing with them.

Key challenges on local level follow up three areas of structural issues:

- A. Reduction of social and economic lagging**
- B. Increase of quality of life**
- C. Improvement of infrastructure of local services**

Specification of challenges at the local level is included in Annex 12.32.

Rural municipalities in suburbs of major cities face specific problems and challenges. As a result of internal migration of the population, the suburbanization process occurs which becomes evident by migration of the population to rural areas that brings immediate pressure on higher services and facilities in rural area. Thus the development of suburban settlements becomes more dynamic. These changes are most evident in the relation of two largest cities (Bratislava and Košice) and their suburbs where migration decreases are directed mainly to their suburbs.

On the one hand, there are suburbanized villages and villages with good development potentials; on the other hand, there is a majority of rural villages (in particular small ones) where is the accumulation of problematic predispositions. In outlying rural areas and in the smallest rural settlements, the concentration of “invisible” social exclusion occurs, of so-called soft forms of exclusion – insufficient civic amenities and their availability, underdeveloped technical infrastructure, etc.

**To the main priorities handled through the CLLD approach belong:**

- Development of local economy and employment by exploiting of internal resources and by introducing innovations, and the support of different forms of employment,
- Environmental protection, adaptation to the consequences of climate change, efficient and sustainable management of sources,
- Development of capacities and development of civic society in regions,
- Enhancement of the quality and safety of amenities and physical regeneration of rural areas depending on the specific needs according to the level of development.

**The areas of support from IROP are as follows:**

- Support of the development of capacities for community-led local development,
- Support of the growth and creation of jobs by development of business and innovations on the local level,
- Support of public services and public infrastructure with emphasis on support of rural-urban interconnections.

**1.1.2 A justification for the choice of thematic objectives and corresponding investment priorities having regard to the Partnership Agreement of the SR, based on an identification of regional and, where appropriate, national needs including the need to address the challenges identified in relevant country-specific recommendations adopted in accordance with Article 121(2) TFEU and the relevant Council recommendations adopted in accordance with Article 148(4) TFEU, taking into account the ex ante evaluation.**

**Table No. 1: Justification for the selection of thematic objectives and investment priorities of the IROP**

Thematic objective	Investment priority	Justification for selection
<b>Thematic objective 4: Supporting the shift towards a low-carbon economy in all sectors</b>	c) Supporting energy efficiency, smart energy management and renewable energy use in public infrastructure, including in public buildings, and in the housing sector	<ol style="list-style-type: none"> <li>1) National Reform Programme of the SR, 2013: <ul style="list-style-type: none"> <li>- Increase of energy efficiency and RES use in public sector, public buildings including renovation.</li> <li>- Increase of energy efficiency and RES proportion in housing sector.</li> <li>- Target for 2020: to reach cumulated savings counted 130 PJ<sup>48</sup>.</li> </ul> </li> <li>2) Country-specific Council recommendation No 5, 2013: Improve energy efficiency in buildings and industry.</li> <li>3) Energy Efficiency Action Plan SR 2014-2016 with a view to 2020 (approved in 2014).</li> <li>4) Strategy for renewal fund of residential and commercial buildings in the SR (approved in 2014).</li> </ol>
<b>Thematic objective 6: Preserving and protecting the environment and promoting resource efficiency</b>	b) Investing in water sector to meet the requirements of the Union's environmental acquis and to address needs, identified by the Member States, for investment that goes beyond those requirements	<ol style="list-style-type: none"> <li>1) Need "to prepare construction of water sources for supplying the deficit areas or the areas with water quality in danger based on supply extension and capacity of operating sources" in line with the Framework for Water Management Policy of the SR by 2015.</li> <li>2) Need to ensure quality drinking water supply for people in line with Council Directive 98/83/EC on the quality of water intended for human consumption.</li> <li>3) The Water Plan of Slovakia (approved in 2010), which includes plans for management of the river basin of the Danube and the Vistula basin<sup>49</sup>.</li> <li>4) The Plan of Public Water Supply and Sewerage System Development (approved in 2006).</li> <li>5) Continuously meet the requirements implied from Council Directive 91/271/EEC concerning urban waste-water treatment in agglomerations over 2,000 equivalent inhabitants.</li> <li>6) Dominantly negative impact of climatic changes on sources of ground water after 1980 - underground water represents 85% of drinking water sources of the SR.</li> </ol>
<b>Thematic objective 6: Preserving and protecting the environment and promoting resource efficiency</b>	e) Taking action to improve the urban environment, to revitalise cities, regenerate and decontaminate brownfield sites (including conversion areas), reduce air pollution and promote noise-reduction measures,	<ol style="list-style-type: none"> <li>1) The need to effectively apply principles of sustainable urban development.</li> <li>2) National Reform Programme of the SR, 2013 and environmental sustainability and energy targets.</li> <li>3) The need to solve long-term exceeding of allowed critical concentrations of PM dust particles in towns and agglomerations.</li> <li>4) The need of reduction of PM 10 dust particles in line with the objectives of the national Strategy for reduction of PM10<sup>50</sup> and ensuring the accomplishment of targets of the programmes for air quality improvement.</li> <li>5) The need of reduction of high proportion of local sources of air pollution.</li> <li>6) In line with EU Biodiversity Strategy the need „By 2020 maintaining and enhancing ecosystems and their services by adjusting green infrastructure and to restore at least 15% of degraded ecosystems”.</li> </ol>
<b>Thematic objective 7: Promoting sustainable transport and removing bottlenecks in key network infrastructures</b>	b) Enhancing regional mobility by connecting secondary and tertiary nodes to TEN-T infrastructure, including multimodal nodes	<ol style="list-style-type: none"> <li>1) The need to strengthen economic, social and territorial cohesion of regions and help reduce intra-regional disparities, improving quality of life in regions.</li> <li>2) Accessibility improvement to single European market and services by connection to TEN-T nodes.</li> <li>3) The National Reform Programme of the SR, 2012 (an update): The Government's goal is high quality and accessible transport infrastructure that promotes social inclusion by linking less developed regions, allowing a better exploitation of the geographic potential of Slovakia. This objective will be achieved by investments in creating and upgrading the existing infrastructure.</li> <li>4) Strategic Plan of Development and Maintenance of Roads at regional level, 2014.</li> <li>5) Transport development strategy SR until 2020: in quality, accessible and integrated transport infrastructure sets out to build and upgrade road infrastructure and the region connection to the superior infrastructure.</li> </ol>
<b>Thematic objective 7: Promoting sustainable transport and removing bottlenecks in key network infrastructures</b>	c) Developing and improving environmentally-friendly, including low-noise and low-carbon transport systems, including inland waterways and maritime transport, ports, multimodal links and airport	<ol style="list-style-type: none"> <li>1) By strengthening regional and local mobility to improve the quality of life in regions.</li> <li>2) National Development Strategy for cycling and biking tourism in Slovakia, 2013.</li> <li>3) Continuous unfavourable situation regarding air quality despite of overall trend of the decreasing of emissions.</li> <li>4) Higher portion of mobile resources (transport) in air pollution.</li> <li>5) Ensuring the accomplishment of targets from national strategy for PM10 reduction and programmes for air quality improvement.</li> <li>6) The need to make public passenger transport more attractive and efficient.</li> </ol>

	infrastructure, in order to promote sustainable regional and local mobility.	
<b>Thematic objective 8: Promoting sustainable and quality employment and supporting labour mobility</b>	b) Supporting employment-friendly growth through the development of endogenous potential as part of a territorial strategy for specific areas, including the conversion of declining industrial regions and enhancement of accessibility to, and development of, specific natural and cultural resources.	<ol style="list-style-type: none"> <li>1) The need to support a growth which is favourable for the employment by developing the internal potential of regions on the NUTS3 level, and by strengthening the accessibility and development of specific cultural sources.</li> <li>2) Due to insufficient financing, over the course of the recent twenty years, the Slovak Republic has had a gap in the development of new type infrastructure for creativity needs. Creativity along with appropriate organizational culture is a significant prerequisite for the creation of innovations, and thus also of the growth of employment.</li> <li>3) For the growth of employment in cultural and creative sectors, it is necessary to develop a completely new type of physical infrastructure (creative centres, incubators, hubs, co-workings) as places favourable for creativity, testing and non-technology innovations with an economically relevant baseline and the related support of soft infrastructure (new skills, transfer of knowledge and partnership technologies across sectors, networking, development of the demand) and investments in self-employment (free artists), micro- and SMEs.</li> </ol>
<b>Thematic objective 9: Promoting social inclusion, combating poverty and any discrimination</b>	a) Investing in health and social infrastructure which contributes to national, regional and local development, reducing inequalities in terms of health status, promoting social inclusion through improved access to social, cultural and recreational services and the transition from institutional to community-based services.	<ol style="list-style-type: none"> <li>1) Need to support the transition from institutional to community-based care (NRP SR 2013, The Strategy of Deinstitutionalization of Social Services and Alternative Care in the Slovak Republic (2011), Position paper of the SR).</li> <li>2) Country-specific recommendation No. 3, 2013 and 2014: <i>“Improve incentives for women employment, by enhancing the provision of child-care facilities, in particular for children below three years of age.”</i></li> <li>3) Council Recommendation for 2013 on Slovakia's stability programme for 2012-2016,</li> <li>4) Investing in Health – SWD (2013) 43 final</li> <li>5)The Council Conclusions: Towards modern, responsive and sustainable health systems</li> <li>6) Commission Communication on effective, accessible and resilient health systems</li> <li>7) Country - specific recommendation No.1, 2013, 2014: <i>„ ..... Increasing cost-effectiveness of healthcare sector, in particular by rationalising the hospital care and management and by strengthening primary care.”</i></li> <li>8) NPR SR 2013, 2014: <i>„Measures to achieve the highest efficiency without endangering the accessibility and quality of cure. There will be implemented an integrated model of healthcare provision,”</i></li> </ol>
<b>Thematic objective 9: Promoting social inclusion, combating poverty and any discrimination</b>	d) Undertaking investment in the context of community-led local development strategies	<ol style="list-style-type: none"> <li>1) Need to efficiently deal with needs and challenges from the local level.</li> <li>2) Need to develop active communities.</li> <li>3) Need to develop functional territories on the subregional level.</li> <li>4) Need to strengthen the economic, social and territorial cohesion mainly of the rural region and ensure long-term sustainable development of territory including the handling of relations between rural development centres and their functional background.</li> <li>5) Strategy of the SR for integration of Roma by 2020.</li> </ol>
<b>Thematic objective 10: Investing in education, training, vocational training, as well as in skills and lifelong learning</b>	Investing in education, training and vocational training, in skills and lifelong learning by developing education and training infrastructure.	<ol style="list-style-type: none"> <li>1) Country-specific Council Recommendation No. 4, 2013: <i>„reinforce the provision of work-based learning in companies”, “Step up efforts to improve access to high-quality and inclusive pre-school and school education for marginalized communities.”</i></li> <li>2) NRP SR, 2012: <i>“promote pre-school education in kindergartens by expanding the capacity”, “create conditions for better connection of vocational schools with practice”.</i></li> <li>3) NRP SR 2014 <i>“participation in pre-school education in kindergartens”, connection vocational schools with practice”.</i></li> <li>4) Position paper EC: <i>“increase the participation of women in the labour market”, “reconciliation of work and private life”, “enhancing access and vocational training into lifelong learning, increased the relevance of education to labour market needs”, “.</i></li> <li>5) Report on the State of Education System in SR 2013: <i>“Improve the system of pre-school upbringing and education”, “increase the quality of vocational education and preparation”, “ensure access to high-quality upbringing and education for disadvantaged groups of population”, “support the creation of capacities of kindergartens”.</i></li> <li>6) Council Recommendation 2014: <i>“to increase the quality of teaching, improve results of learning”, “to enhance provision of education at workplaces.”</i></li> </ol>

## 1.2 Justification for the financial allocation

Total allocation of IROP for EU resources is 1 699 941 778 EUR, out of which 11,89% is dedicated to thematic objective 4 (low-carbon economy), 6,79% to thematic objective 6 (environment), 22,59% to thematic objective 7 (transport), 9,09% to thematic objective 8 (promoting employment), 31,65% to thematic objective 9 (social inclusion) and 14,34% to thematic objective 10 (education). These financial allocations for relevant thematic objectives, defined in the “*Position Paper of the Commission on the development of the Partnership Agreement and programmes in Slovakia for the period 2014 – 2020*”, take into account mainly the contribution to the fulfilment of priorities defined in Europe 2020 Strategy and national reform programmes and national priorities for financing defined in Partnership Agreement of SR taking into account needs and challenges of Slovak regions. Finally, the distribution of allocations takes into account the Recommendations of the Council relating to the National Reform Programme for 2013 and 2014.

**The highest financial allocation – 31,65%** of the total allocation, was related to **TO9** - Promoting social inclusion, combating poverty and any discrimination. Activities of this thematic objective will contribute to achieving the specific recommendations of the EC for 2013 and 2014 in support of childcare facilities for children up to 3 years of age, harmonization of work and family life when implementing an integrated health care and for increasing the effectiveness of health care.

Finally, ensuring the continuity of the transition of the provision of social services and measures of social protection and social guardianship from institutional forms to the community. From experience of the programming period 2007-2013 the proposed activities are very expensive and this is reflected by the amount of the available allocation.

IROP in the priority axis 5 CLLD provides appropriate activities for local development. MA of IROP apply the implementation tool in the Slovak Republic as the sole source of ERDF providing support to the EAFRD resources. Support for the local development is directed to promote entrepreneurship at the local level as well as support for civil infrastructure.

A significant proportion of funding – **22,59%** of the total financial allocation was dedicated to **TO7** - Promoting sustainable transport and removing bottlenecks in key network infrastructures. Measures reflect regional needs in the area of support of 2nd and 3rd class roads and developments of low-carbon transport systems. Investments in **regional roads** allow improved access to the single European market through connection to the TEN-T and to services, as well as overall enhancement of the quality of life in regions. Improving environmental aspects of cities and urban areas through promotion and development of **public passenger transport**, demands, based on activities related to fleet replacement high ecological buses, adequate financial allocation. In order to support ecological modes of transport, measures for development of cycling transport will have to be developed and supported.

Due to the growth conducive to employment, **TO 8** – Promoting sustainable and quality employment and supporting labour mobility received **9,09%** of total financial allocation for IROP. Measures in this thematic objective contribute to the support in use of endogenous economic factors of regions development through support of **creative human resources** in regions.

Measures in **TO10** - Investing in education, training, vocational training, as well as in skills and lifelong learning for which **14,34%** out of total financial allocation was allocated, will contribute to the achievement of specific recommendations in strengthening in the area of provision of vocational education and training in the workplace, supporting material and technical equipment of vocational schools.

In ensuring quality and inclusive pre-school and school education support will be provided by increasing gross attendance of children in kindergartens with impact on increased share of women in the labour market (Position Paper of the SR). Within primary education, the **key competences of pupils in elementary schools** will be enhanced. At the same time IROP will contribute to improve an access to lifelong learning with supported activities.

**TO4** - Supporting the shift towards a low-carbon economy in all sectors, **11,89%** out of total financial allocation was allocated. This allocation was determined on an increase of **energy efficiency** in the housing sector, while specific measures are in accordance with the Directive on energy efficiency and on energy performance of buildings. With regard to experience with the implementation of ROP, activities of energy efficiency of residential buildings will be implemented through financial instruments, which are part of ex ante evaluation for financial instruments.

Activities from thematic objectives 8, 9 and 10 will also contribute to the promotion of energy efficiency within the OP by promoting the energy efficiency in public buildings.

**6,79%** of the total financial allocation was dedicated to **TO6** – Preserving and protecting the environment and promoting resource efficiency. This financial allocation was determined on effective application of sustainable urban development principles with the aim to improve the quality of environment in urban areas by introducing measures to reduce air pollution, by the revitalization of brownfields and by improving conditions for the supply of drinking water and wastewater disposal.

Technical assistance allocated for IROP will ensure complex support required for successful programme implementation, whereas 3.65% of the total programme allocation is dedicated to it. This part of allocation will cover mainly direct (for example salaries, education) as well as indirect (for example technical arrangement, IT systems) costs related to employees of managing authorities or intermediary bodies, as well as other activities necessary to ensure in compliance with effective EC regulations. In the context of technical assistance activities, the Council Recommendation 6 on the fight against corruption, concerning the National Reform Programme of Slovakia for 2014 will be taken into account.

For purposes of definition of the investment strategy for technical assistance measures, the Managing authority prepared an Analysis of the baseline situation and needs in this area with regard to experience from the previous programming period 2007 - 2013. With the aim to ensure consistent approach at national level, during the preparation of the above mentioned Analysis the MA used the result of analysis prepared by the Central Coordination Body (Analysis of administrative capacities and effectiveness of entities responsible for ESIF and administrative capacities of beneficiaries).

**Table No. 2: Overview of the investment strategy of the IROP**

Priority axis	Fund	Union support (EUR)	Proportion of total Union support for the IROP (%)	Thematic objective	Investment priorities	Specific objectives corresponding to the investment priority	Common and programme-specific result indicators
<b>1. Safe and environmental friendly transport in regions</b>	ERDF	384 029 978,00	22,59	7. Promoting sustainable transport and removing bottlenecks in key networks infrastructures	b) Enhancing regional mobility by connecting secondary and tertiary nodes to TEN-T infrastructure, including multimodal nodes.	1.1 Improvement of traffic accessibility to road infrastructure TEN-t and 1st class roads with emphasis on the development of multimodal transport system	Time saving in road transport
					c) Developing and improving environmentally-friendly, including low-noise and low-carbon transport systems, including inland waterways network and sea transport, ports, multimodal links and airport infrastructure, in order to promote sustainable regional and local mobility.	1.2.1 Increasing the attractiveness and competitiveness of public passenger transport.	Number of tickets sold by integrated transport system Proportion of low floor buses in the total number of buses
						1.2.2 Enhancing the attractiveness and capacity of non-motorised transport (in particular bicycle transport) of the total amount of transported passengers.	Share of cycling in total traffic work sharing
<b>2. Easier access to effective and quality public services</b>	ERDF	692 723 164,00	40,75	9. Promoting social inclusion, combating poverty and any discrimination	a) Investing in health and social infrastructure which contribute to national, regional and local development, reduce inequalities in terms of health status, promote social inclusion through improved access to social, cultural and recreational services and the transition from institutional to community-based services	2.1.1 To facilitate the transition of social services and socio-legal protection of children and social guardianship in institutions from institutional to community-based form and to support the development of services of childcare for children up to 3 years on community level.	Percentage of individuals (children with disabilities, citizens with disabilities, socially-impaired citizens, seniors), who receive social services on community-based level to the total number of individuals receiving social services Percentage of children placed in children's homes

							provided by community-based care to the total number of children in children's homes
							The percentage of children up to three years of age provided by childcare to the total number of children up to three years
						2.1.2 Modernising health care infrastructure for the purpose of primary health care integration.	Number of first-contact doctors per contact point
						2.1.3 Modernising of infrastructure of inpatient health care providers providing acute health care for the purpose of increase of their productivity and effectiveness	Shortened time of hospitalisation
							Acute bed occupancy rate
				10. Investing in education, training and vocational training for skills and lifelong learning by developing education and training infrastructure	Investing in education, training and vocational training, as well as in skills and lifelong learning by developing education and training infrastructure	2.2.1 Increase of gross school readiness of children in kindergartens	Gross school readiness of children in kindergartens
						2.2.2 Improvement of key competences of pupils in primary schools	Success in Testing 9 Language of instruction
							Success in natural science
						2.2.3 Increase the number of students in secondary schools in practical education	Share of pupils with vocational training and continuous practice in SVS, on the total number of pupils in SVS

							Share of pupils with vocational training and continuous practice in practical training centres, specialized practice centres, school management centres on the total number of pupils in SVS
<b>3. Mobilising creative potential in the regions</b>	ERDF	154 565 061,00	9,09	8. Promoting sustainable and quality employment and supporting labour mobility	b) Supporting employment-friendly growth through the development of endogenous potential as part of a territorial strategy for specific areas, including the conversion of declining industrial regions and enhancement of accessibility to, and development of, specific natural and cultural resources.	3.1 Stimulating the promotion of sustainable employment and job creation in the cultural and creative sector by creating a conducive environment for the development of creative talent and non-technological innovations.	Total number of jobs in cultural and creative industry
<b>4. Improving the quality of life in regions with an emphasis on the environment</b>	ERDF	317 508 751,00	18,68	4. Promoting the shift towards a low-carbon economy in all sectors	c) Supporting energy efficiency, smart energy management and renewable energy use in public infrastructures including in public buildings and in the housing sector	4.1 Enhancing energy efficiency of residential buildings	Energy performance of residential buildings
				6. Preserving and protecting the environment and promoting resource efficiency	b) Investing in the water sector to meet the requirements of the Union's environmental acquis and to address needs, identified by the Member States, for investment that goes beyond those requirements	4.2.1 Increasing the share of population with improved drinking water supply and sewage collection and wastewater treatment through public sewerage without any negative impacts on the environment	Population connected to public sewerage systems with urban wastewater treatment Population connected to public water supply pipelines

					(e) Taking actions to improve the urban environment, to revitalize cities, regenerate and decontaminate brownfield sites (including conversion areas), reduce air pollution and promote noise-reduction measures	4.3.1 Improving the environmental aspect of urban and metropolitan areas through the construction of green infrastructure elements and through the adaptation of urban environment to the climate change as well as the introduction of system elements reducing air pollution and noise.	Share of green infrastructure in total area of towns and cities
<b>5. Community-led local development</b>	ERDF	89 114 824,00	5,24	9. Promoting social inclusion, combating poverty and any discrimination	d) Undertaking investment in the context of community- led local development strategies	5.1.1 Increase of jobs creation through development of business activities and innovations on local level	The share of employment in micro and small enterprises up to 49 employees and self-employed persons in the total number of jobs in micro and small enterprises up to 49 employees and self-employed persons in the sectors falling outside the support of the Rural Development Programme 2014-2020
						5.1.2 Improvement of sustainable relations between rural development centres and their background in public services and in public infrastructures	Rural and urban population with improved infrastructure and access to social services
<b>6. Technical assistance</b>	ERDF	62 000 000,00	3,65	N/A	N/A	6.1 Promoting effective implementation of Operational Programme	Fluctuation rate of administrative capacities

							Rate of abidance of deadlines within OP implementation process (primarily deadlines within approval process of request of payments)
						6.2 Ensuring publicity, public awareness and beneficiaries support during implementation process	Rate of information and publicity about assistance from OP
							Rate of successfully realized projects
<b>Total</b>	ERDF	1 699 941 778,00	100,00	-	-	-	-

## Priority axes of the Integrated Regional Operational Programme

### 2.A A description of the priority axes of Integrated Regional Operational Programme

#### 2.1 Priority axis No. 1: Safe and environmentally-friendly transport in regions

The key plan for promotion within Priority Axis 1 is to promote a sustainable local/regional transport system, which guarantees mobility and accessibility to the main services for all the categories of citizens, in particular based on public passenger transport and other sustainable modes of transport. In this sense, a great role is played by regional (2<sup>nd</sup> and 3<sup>rd</sup> class) roads, as in most regions public passenger transport is almost exclusively road-based. A proper, balanced development of the transport system can only be assured by means of an appropriate local/regional sustainable mobility plan, which includes all the relevant transport modes and analyzes not only infrastructural issues, but also those related to operation and organization or institutional setting. It is a plan with a clear link to all the main local activities (such as health system, education, regional development, water and waste management, etc.).

Concerning roads, their development must be dictated on the one hand by the public passenger transport needs, and on the other hand by assuring the connection of rural/remote areas to the road network of higher categories (motorways, expressways and first class roads), as indicated by the above mentioned local/regional sustainable mobility plans, thus creating conditions for the development of competitiveness and sustainable growth, and enhancing the attractiveness of public passenger transport. In the context of specific regional needs and the economic growth, it is necessary to eliminate disparities for particular areas within the whole Slovak territory.

<b>ID of the priority axis</b>	
<b>Title of the priority axis</b>	

<b>The priority axis will be implemented through financial instruments</b>	N/A
<b>The priority axis will be implemented through financial instruments set up at EU level</b>	N/A
<b>The priority axis will be implemented through community-led local development</b>	N/A

## Fund, category of region and calculation basis for EU support

Fund	ERDF
Category of region	Less developed region More developed region
Calculation basis (total allocation)	Less developed region of the SR 427 094 092 More developed region of the SR 42 000 000
Category of region for outermost regions and northern sparsely populated regions (where applicable)	N/A

### 2.1.1 Investment priority No. 1.1: Enhancing regional mobility through connecting secondary and tertiary nodes to TEN-T infrastructure, including multimodal nodes

#### Specific objective No. 1.1:

*Improvement of traffic accessibility to TEN-T infrastructure and 1<sup>st</sup> class roads with the emphasis on the development of multimodal transport system.*

As mentioned above, the 2<sup>nd</sup> and 3<sup>rd</sup> class roads play a fundamental role in local/regional mobility/accessibility, both by private and public transport. In this sense, specific and appropriate local/regional transport master plans will have to be developed, as the basic tool to guarantee a balanced and sustainable development of the transport system, without isolated and non-synergic interventions. These master plans will clearly identify what links are relevant for public transport and what minimum levels of mobility are necessary, thus determining the type of interventions that need to be carried out (safety, reconstruction, modernization, construction of localized new sections, etc.). The purpose of measures within the specific objective is to ensure a quality connection of disadvantaged towns and rural regions also by linking the local network to the TEN-T infrastructure and 1<sup>st</sup> class roads and by removing black spots. The local/regional sustainable mobility plans are to be developed as a precondition for any intervention in the transport system (including roads) and will benefit from the already prepared **Strategic Plans for Development and Maintenance of Roads on the Regional Level** (Regional Master Plans), which **might allow the identification of “safe/no regret” interventions in the road network which can be launched while developing the above mentioned mobility plans** including dealing with the most relevant black spots and/or a few localized interventions in order to eliminate the effects of traffic on the environment and on the quality of life of inhabitants.

Especially for the majority of rural and some urban areas, 2<sup>nd</sup> class and 3<sup>rd</sup> class roads are the major communication links making it possible for the local population to be included in the process of regional development. Investing in regional roads gives less developed and disconnected regions a chance to reduce their intra-regional disparities and grants them **access to basic services** (education, health and social care, culture, etc.), access to the labour market and to basic goods. The 2<sup>nd</sup> class and 3<sup>rd</sup> class roads with sufficient quality are essential for improving everyday (*circular*) mobility of population residing in rural areas that have recently shown increasing economy diversification shifting toward non-agricultural activities, which can eventually lead to higher employment rates. The importance of modern and safe road infrastructure of lower categories is crucial also in connection with **serviceability**

**of regions through public bus transport, mainly in areas where rail transport is absent.**  
The removal of obstacles on the road network will lead to direct improvement of fluency.

**Results of support from IROP:**

- Improvement of regional connection to the 1<sup>st</sup> class roads and the TEN-T infrastructure, which will help balanced territorial development and enhance access to basic social services;
- Quality road infrastructure will create conditions for economic growth and at the same time will not limit the internal potential of the regional with its properties;
- Improvement of the construction and technical condition of the road network with impact on an enhancement of safety, road traffic flow, reduction of accident rate, reduction of energy intensity of traffic and reduction of negative impacts on the environment, improvement of conditions for the development of road public transport as part of a multimodal system of public passenger transport, and the development of integrated multimodal transport systems;
- Mitigation of adverse effects of road traffic (in particular in transit and freight transport) on the population of towns and municipalities and increase of the quality of their life through the development of new road sections.

**Table No. 3** *Result indicators for specific objective No. 1.1*

ID	Indicator	Measurement unit	Category of region	Baseline value	Baseline year	Target value (2023)	Source of data	Frequency of reporting
R 01 13	Time saving in road transport	EUR	Less developed region	81 332 013	2015	72 725 433	MA MARD SR	Annually
R 01 13	Time saving in road transport	EUR	More developed region	9 900 251	2015	8 956 266	MARD SR	Annually

Action to be supported under the investment priority

*2.1.1.1. Description of the type and examples of actions to be financed and their expected contribution to the specific objectives including, where appropriate, the identification of main target groups, specific territories targeted and types of beneficiaries*

**Specific objective No. 1.1** will be attained by implementing the following activities:

- A) Development of local/regional sustainable mobility plans, as the precondition for all the following proposed interventions in the transport system;**
- B) Reconstruction and modernization of 2nd and 3rd class roads (exceptionally 3rd class roads<sup>51</sup>)**
- C) Construction of new 2nd class road sections (exceptionally 3rd class road sections);**
- D) Preparation of the project documentation, preparation of feasibility studies and the performance of safety audits or inspections.**

***A)Development of local/regional sustainable mobility plans, as the precondition for all the following proposed interventions in the transport system***

The local/regional sustainable mobility plan will be the basic tool to guarantee a balanced development of the transport system. These master plans will clearly identify what links are relevant for public passenger transport and what minimum levels of mobility are necessary, thus determining the type of interventions that need to be carried out (safety, reconstruction, modernization, construction of new sections, etc.).

***B) Reconstruction and modernization of 2nd and 3rd class roads (exceptionally 3rd class roads)***

The purpose of the reconstruction and modernization of roads is to increase the level of transport-technical status of existing road sections and improve the traffic connection of industrial parks and zones, settlement centres and centres of economic importance to the superior road infrastructure. The proposed activity includes a complete and complex in-depth reconstruction of roadbeds, in sections where necessary, an update of width parameters of the road will take place. Improving the technical state of defective bridges or their exchanges will be in case of separate bridges eligible if their inclusion in the category to building condition: poor to emergency. The support to bridges should stem from the sustainable mobility plans. It should either be located on the road envisaged to be upgraded or it should solve the bottleneck on the road important for public passenger transport. Through this activity regular maintenance of roads cannot be implemented.

***C) Construction of new 2nd class road sections (exceptionally 3rd class roads)***

Construction of new road sections will be authorized in justified cases designed to ensure transport in areas without access to social services and to remove system deficiencies identified in the road network with respect to environmental and safety aspects (e.g. air pollution, noise).

***D) Preparation of project documentation, preparation of feasibility studies and the performance of safety audits or inspections.***

The feasibility studies will concern the construction projects of new road sections. Performing a security audit or an inspection will be a precondition for the implementation of road reconstruction projects to remove elements and defects affecting road safety.

The objective of all measures is **the removal of black spots, improvement of safety** on roads and intersections accomplished by intelligent management systems (speedometers, signalling, overpasses, road routing modifications, roundabouts, speed sensitive signalling, etc.). This will include the **reconstruction and construction of transport subsystems** providing enhanced levels of traffic, safety and environmental aspects (e.g. radar speedometers, appropriate traffic calming elements, etc.) for the safety of vulnerable individuals, especially pedestrians and cyclists. There will be also supported activities **aimed at mitigating the negative impacts of transport on the environment and population** – roads leading through towns and villages (e.g. construction of noise control barriers, effective drainage systems, etc.). The measures also affect the development of **a multimodal system of public passenger transport**, a part of which are also 2<sup>nd</sup> and 3<sup>rd</sup> class roads. Exclusive roads for tourism commercial centres will not be eligible to receive the support.

The basic strategic document serving to the identification of visions and strategic objectives of the development of road transport at the regional level is **The Strategic plan for the**

**development and maintenance of roads at the regional level (Regional Master Plan).** In order to meet the objectives of the Europe 2020 Strategy, the self-administrative regions focused not only on the reconstruction of road sections in the state of disrepair, but also on the road safety, the improvement of regional transport links in the interest of strengthening the mobility and improving the quality of the environment. **Selection of projects (sections), potentially eligible for the support from IROP on the level of construction, reconstruction and modernisation will be derived from the priorities and measures identified by the local/regional sustainable mobility plans. Some projects/interventions identified by the existing Regional Master Plan (e.g. those focused on safety, black spots, etc.) can already be pushed forward to the level of projects for implementation in the case they represent safe/no regret projects for any comprehensive strategic plan in the area of transport which will be developed.**

In the support of 2<sup>nd</sup> class roads, sections being an outcome of a local/regional sustainable mobility plan will be eligible in relation to the investment strategy of OP, which meet the following criteria:

- a) 2<sup>nd</sup> class road sections take over the function of establishing connection to the network of 1st class roads and to the TEN-T infrastructure<sup>52</sup> and provide access to basic social services;
- b) 2<sup>nd</sup> class roads are an important link for local/national public passenger transport or provide an access to public passenger transport.
- c) 2<sup>nd</sup> class roads **interconnect settlement centres**, as defined in the document KURS 2001 as amended by KURS 2011, and **secure transport connection to industrial parks, industrial zones and centres of economic importance**<sup>53</sup>;
- d) 2<sup>nd</sup> class roads provide **connections for intermodal transport** and to the TEN-T transport infrastructure;
- e) **The road network of higher category is completely absent** at the district level. This involves the area of the southern districts of western, central and eastern parts of Slovakia, and north-eastern Slovakia.

Due to the fact, that the 3<sup>rd</sup> class roads represent roads of predominantly local importance<sup>54</sup>, **support will be carried out in exceptional cases. These links also need to be an outcome of a local/regional sustainable mobility plan while respecting the following criteria:**

- a) Connection of the 3rd class roads to the TEN-T infrastructure is ensured by a **direct traffic link**;
- b) 3rd class roads provide direct **connections of industrial parks and of intermodal transport terminals** to the TEN-T network;
- c) 3rd class roads **interconnect 2nd class roads** connected to road infrastructure TEN-T and through their modernisation it is possible to reclassify the road into a higher category road and thus **create a functional unit**;
- d) **Elements and defects demonstrably identified in 3rd class roads that could affect the safety of road are transport identified during the safety audit or inspection**;
- e) Residents of towns and villages **are burdened by excessive traffic and impaired environment** (increased levels of air pollutants, high intensity noise) which exceed the levels defined on national and European levels.

The localisation of specific projects implemented through IROP is part of Annex No. 12.12

Beneficiaries:

- Higher Territorial Units acting as owners of 2nd and 3rd class roads,
- Capital city of Bratislava as the owner of 2nd and 3rd class roads,
- Municipality of Košice as the owner of 2nd and 3rd class roads.
- Legal entities according to special regulations and organizations established by the Higher Territorial Unit and the Capital City of the Slovak Republic Bratislava and the City of Košice for the purpose of construction, administration and maintenance of the roads.

Target groups:

- Users of the road network, particularly the inhabitants of towns and municipalities,
- Operators and investors in industrial zones.
- Operators of public bus transport.

Target territory:

- The entire territory of the Slovak Republic.

In the area of programming the RITS, co-operation between RITS and SUD co-ordinators with the MA OP II is ensured at the level of setting up the regional strategies in accordance with the transport strategies. For the purpose of ensuring the synergy and complementarity between IROP and OP II and an efficient planning of interventions for the transport area, a **working group on co-ordination of implementation of IROP and OP II in the area of transport and transport policies** will be established. The aim of this working group will be the factual and time harmonisation of the call/calls timetable for IROP – Priority Axis 1 and OP II, the monitoring of implementation of respective OPs and RITS in the transport area, the monitoring of fulfilment the integrated approach and other tasks resulted from the OPs implementation in the transport area.

In the area of RITS implementation, the MTC SR as the MA for OP II and at the same time the warrantor of transport policies has two membership seats as a member in partnership councils for RITS and SUD. According to currently set system of voting in the partnership councils for RITS, the MA for OP II is a member without the voting right and MTC SR as the warrantor of transport policies is a member with voting right in the form of relative veto right. The MTC SR may issue conditions on approving projects and reject projects which are not in compliance with national transport strategies.

#### *2.1.1.2. Guiding principles for selection of operations*

To effectively achieve the greatest possible contribution of operations / projects to fulfil **specific objective No. 1.1** and achieve the set results, suggested operations / projects respect the following principles:

- Project is supported by the national transport strategy and/or by the local/regional sustainable mobility plan,
- Project is part of the list of Strategic Plan for the development and maintenance of roads at the regional level,

- Sustainability of the project is reflected in the Plan of road maintenance at the level of higher territorial units,
- The project is consistent with the principles of Plan for a Single European Transport Area,
- The project connects to the TEN-T network as defined in the Methodology for multicriteria assessment of investment projects for IROP/RITS, for 3<sup>rd</sup> class roads it must be secured by direct connection to the TEN-T,
- Project complements in synergy the activities on the traffic network of higher categories,
- Project is in compliance with strategic documents in the area of transport infrastructure on the national level - the Strategic plan for Development of Transport Infrastructure in SR by 2020 and the Strategy for Development of Public Passenger and Non-motorised Transport by 2020,
- Project contributes to higher safety, reduction of fatal accidents and to the fulfilment of objectives set out in the White Paper,
- Project reduces operating costs for repair and maintenance of roads,
- Project contains elements for the elimination of adverse effects of traffic on the environment,
- Project of the reconstruction/construction of bridges stems from the urban/regional sustainable mobility plan and contributes to the removal of bottlenecks on roads which are important for public passenger transport,
- For the new sections of 2nd and 3rd class roads, the project has a developed feasibility study. In the event of reconstruction of 2nd and 3rd class roads, a safety audit or an inspection has been conducted, the project contributes to enhancing the quality of public passenger transport,
- Project contributes to a shorter driving time of public passenger transport,
- Project reduces the operating costs of public passenger transport,
- Project contributes to integration and cohesion of services in public passenger transport,
- Project applies advanced ICT with respect to the needs of passengers,
- Project contributes to the development of multimodality in passenger transport,
- Project contributes to higher safety of vulnerable traffic participants,
- Project contributes to separation of road traffic and cyclist transport,
- Supported construction projects (publicly accessible premises and publicly accessible buildings) must be fully barrier-free in line with the universal designing principles – the project meets the requirements of Decree of the Ministry of Environment SR No. 532/2002 Coll.

Planned roads projects and project plans of SO 1.1 will respect the requirements of the European Union regulations and directives relating to the environmental protection, in particular of Council Directive 92/43/EEC of 21 May 1992 on the conservation of natural habitats and of wild fauna and flora, and of Directive 2011/92/EU of the European Parliament and of the Council of 13 December 2011 on the assessment of the effects of certain public and private projects on the environment. The outcomes of the SEA IROP opinion do not replace the obligations/conditions arising out of EU directives for the relevant plans and particular projects.

**To maximize the synergy effect for the transport sector, it is necessary to include all potential modes of transport in the area, linked to the PPT in the process of preparing and implementing strategic documents (plans for sustainable urban/regional mobility, transportation master plans).**

**A part of the reconstruction of the road network and enhancement of roads has to be an improvement of conditions for pedestrians, cyclists and public passenger transport.**

The above principles shall be applied depending on the type and character of the project.

#### *2.1.1.3. Planned use of financial instruments*

Financial instruments (FIs) may be used to support the implementation of those activities where the efficient use of funds from the European Structural and Investment Funds (ESIF), and this particular form of aid, will be demonstrated. In the case of economically-viable projects, where the return on investments or cost savings are expected, financial instruments represent a more appropriate form of support, avoiding market distortion. The financial instruments will focus on the support of those activities, which do not find financing on the market or do not find adequate financing upon which their implementation would be efficient.

The possibility of using revolving funds, while contributing to the objectives of the priority axes, belongs to the benefits of the use of financial instruments. The other benefits of the use of financial instruments include the opportunity to increase financial resources to achieve the specific objectives of the OP by means of attracting additional capital based on an appropriate set-up of these instruments. Attracting additional capital is necessary also with respect to the insufficient amount of funds from the ESIF to cover all investment needs in the areas concerned. Participation by private investors may also contribute towards quality improvement of project implementation, and thus additionally contribute to more efficient use of funds.

With the use of financial instruments, it will be possible to support the relevant activities with appropriate financial products (such as loans, guarantees, capital contributions, mezzanine funds and other). Specific activities, appropriate amount of funds and the conditions for implementing specific financial instruments, including the expected leverage of allocated ESI Funds as well as combinations with other forms of support, will be based on the ex ante assessment of financial instruments, required under Article 37(2) CPR for financial instruments in the 2014 – 2020 programming period.

#### *2.1.1.4. Planned use of major projects*

This investment priority will not support any project from the category of major projects in line with art. 100 – 103 of the Regulation (EU) No. 1303/2013 of the European Parliament and of the Council.

#### *2.1.1.5. Output indicators by investment priority and, where appropriate, by category of region*

**Table No. 4** *Common output indicators and output indicators specific for investment priority*

ID	Indicator	Measurement unit	Fund	Category of region	Target value (2023)			Source of data	Frequency of reporting
					M	W	M+W		
C014	Total length of reconstructed or upgraded roads	km	ERDF	Less developed region	N/A	N/A	128,2	ITMS	Annually
C014	Total length of reconstructed or upgraded roads	km	ERDF	More developed region	N/A	N/A	7,8	ITMS	Annually

CO13	Total length of newly built roads	km	ERDF	Less developed region	N/A	N/A	31,4	ITMS	Annually
CO13	Total length of newly built roads	km	ERDF	More developed region	N/A	N/A	4,1	ITMS	Annually

**2.1.2. Investment Priority No. 1.2: Development and improving environmentally-friendly including low-noise and low-carbon transport systems, including inland waterways and maritime transports, ports, multimodal links and airport infrastructure, in order to promote sustainable regional and local mobility**

**Specific objective No. 1.2.1:**

*Increasing the attractiveness and competitiveness of public passenger transport.*

The key strategic document concerning public passenger transport is *the Strategy for Development of Public Passenger and Non-motorised Transport by 2020*. The vision of the said strategy is to avert the current unfavourable development in the distribution of transport work where the share of public passenger transport in the total distribution of transport work continuously decreases. By integration of individual transport systems and their better organisation, the aim is to create conditions for sustainable regional and urban mobility, and the activities defined in the IROP programme will significantly contribute to the fulfilment of the above vision. This will be made possible by means of the development of appropriate multimodal local/regional sustainable mobility plans, which will identify all the needs of the transport system in an integrated way, with the target of assuring a more sustainable system also from a financial standpoint. In this sense, these plans will not only look into infrastructural issues, but also into operation and organisation/institutional measures.

**Thanks to the approach stated above, the proposed interventions will significantly contribute to improving the urban environment within which also sustainable readily accessible and cost-effective urban transport network with lines respecting the overall transport system within an urban area, represents a significant contribution to the quality of life and environment.** Urban transport must comply with the requirements in residential areas, job requirements, environmental needs, requirements placed on public places. It must be designed and implemented in such a way that disadvantaged town districts would be better integrated into the urban and regional transport system.

What has characterized the public passenger transport over the recent years is the gradual decline in its transport performance as a result of heavier individual motorized transport in the passenger transport mode. A pre-requisite for profiting from advantages offered by public passenger transport, i.e. reductions of greenhouse gas emissions per transported individual, is its widespread use, in other words favouring public transport over individual transport. **It is therefore necessary to adopt appropriate measures to make public transport attractive, and hence ensure mobility for individuals living in cities and regions.** The demand for public passenger transport is positively affected mostly by the following factors: (i) reliability; (ii) less time spent in the vehicle (temporal elasticity); (iii) convenience (corresponding standards of bus fleet); (iv) less time spent outside the vehicle (service frequency, time to transfer between lines, the availability of stops at the place of residence and workplace); (v) higher fuel prices; (vi) higher parking fees and charges granting access to city centers.

## Results of support from IROP:

- More efficient provision of the public passenger transport on the basis of processed plans of sustainable town mobility plans and of regional resident traffic plans,
- Increase the number of persons transported through the integrated PPT by making the PPT more attractive (by providing more accessible vehicle fleet with the corresponding standards for immobile passengers, by development of related infrastructure, by unification of tickets and transport conditions, and by implementation of accessory services for passengers),
- Change in the distribution of transport work to the benefit of more environmentally friendly modes of transport,
- Reduction of air pollution (PM, NO<sub>x</sub>, O<sub>3</sub>, CO<sub>2</sub>).

**Table No. 5** Result indicators for specific objective No. 1.2.1

ID	Indicator	Measurement unit	Category of region	Baseline value	Baseline year	Target value (2023)	Source of data	Frequency of reporting
R0164	Number of tickets sold by integrated transport system	tickets	Less developed region	256 055	2013	46 513 451	MTC SR	Annually
R0164	Number of tickets sold by integrated transport system	tickets	More developed region	64 125 540	2013	90 000 000	MTC SR	Annually
R0156	Proportion of low floor buses in the total number of buses	%	Less developed region	8.38	2012	11,25	MTCSR	Annually
R0156	Proportion of low floor buses in the total number of buses	%	More developed region	50.22	2012	50,51	MTCSR	Annually

## Specific objective No. 1.2.2:

*Enhancing the attractiveness and capacity of non-motorized transport (mainly the bicycle transport) to the total amount of transported passengers.*

The key target in the area of the support of non-motorized transport is **an enhancement of the attractiveness of cyclist transport through developing the network of safe cyclist routes and the linked infrastructure** (parking and shelters for bicycles, necessary hygiene conditions for employees upon arrival to work, etc.), by implementing measures to satisfy the transport, etc. The implementation of eligible activities will contribute to an increase of the share of cyclist transport in the total distribution of transport work according to the underlying vision of the National Strategy for Development of Cyclist Transport and Cyclo-Tourism in the Slovak Republic<sup>55</sup> and a reduction of total air pollution from traffic is expected in the event of a growth of non-motorized transport in the total distribution of transport work. **By implementing particular measures and activities it will be necessary to incorporate bicycle transport as a full-fledged mode of transport within urban-mobility in the cities**

**and urban areas, create easily accessible and cost-effective urban transport network** and to transform the perception of cycling as not only a sport or tourist activity.

**Results of support from IROP:**

- A sufficiently developed and compact network of cycle paths in cities and urban areas will create the conditions for the mobility of the population,
- Changing the distribution of transport work in favour of the environmentally more friendly modes of transport,
- Increasing the share of use of bicycle transport will relieve city centres from the continuing growth of car use and while creating a positive environmental effect due to the reduction of air pollution, noise and vibrations.

**Table No. 6** Result indicators for specific objective No. 1.2.2

ID	Indicator	Measurement unit	Category of region	Baseline value	Baseline year	Target value (2023)	Source of data	Frequency of reporting
R0157	Share of cycling in total distribution of transport work	%	Less developed region	7,13	2015	8,04	MTCSR	once in three years
R0157	Share of cycling in total distribution of transport work	%	More developed region	3,12	2015	4,03	MTC SR	once in three years

Action to be supported under the investment priority

*2.1.2.1. Description of the type and examples of actions to be financed and their expected contribution to the specific objectives including, where appropriate, the identification of main target groups, specific territories targeted and types of beneficiaries*

Measures within the investment priority are in line with the targets of the Strategy for Development of Public Passenger and Non-Motorized Transport in SR until 2020, which identifies the current condition in the area of public passenger transport, identifies the reasons of such condition, and provides options for future development. **Through its strategy, IROP makes effort to eliminate negative traits, bottlenecks and restrictions in the Public Passenger Transport (PPT) through measures of infrastructural nature,** the implementation of which will contribute to the achievement of PPT objectives for the area of organization, operation and above all infrastructure.

**The basic prerequisite for the funding of activities for the purpose of development of regional and urban public transport is to prepare sustainable urban mobility plans. Intervention into regional bus services will be conditional on the preparation of plans for transport service of the region and on the existence of integrated transport systems<sup>56</sup> (hereinafter “ITS”) in areas affected by the project.**

**Specific objective No. 1.2.1** will be achieved by implementing the following activities:

**A) Processing of complex strategic documents for transport including non-motorised transport:**

- Processing or update of strategic documents of territorial planning documents (mobility plans<sup>57</sup>, transport master plans, plans of transport services);

**B) Provision of modern tariff, information and dispatching systems, improving of awareness among passengers and improving the information and reporting system:**

- Modernization of existing and introduction of new integrated transport systems - technical support of software<sup>58</sup> as well as of hardware equipment<sup>59</sup>;
- Promotion of public awareness in order to increase the attractiveness of public passenger transport<sup>60</sup>.
- Introduction of additional public passenger transport services<sup>61</sup>.

**C) Improving the infrastructure of public passenger transport as indicated by the local/regional sustainable transport plans to be developed – among the others:**

- Renovation and building dedicated lanes for public passenger transport;
- Reconstruction, modernization and construction of transfer nodes<sup>62</sup> except for terminals with the intervention in rail infrastructure<sup>63</sup>;
- Reconstruction, modernization and construction of stops for road public passenger transport and integrated stops within subsystems of the public passenger transport<sup>64</sup>;
- Reconstruction, modernization and construction of terminus areas of road public passenger transport;
- Reconstruction, modernization and construction of parking lots Park & Ride (P+R), Kiss & Ride (K + R) and Bike & Ride (B+R)<sup>65</sup> and installation of smart parking system in the attractive areas of cities;
- Introduction of rules of precedence for the Public Passenger Transport;

**D) Improving the quality of bus fleet:**

- Purchase and replacement of buses for public urban transport and/or suburban bus services by highly ecological low floor buses<sup>66</sup> together with the development of relevant fuelling infrastructure;

**As the first step** in the process of preparation and implementation of measures aimed at increasing the attractiveness and competitiveness of public passenger transport it will be necessary to ensure the preparation of the following key strategic documents at town and regional levels and the implementation thereof:

- **A local/regional sustainable mobility plan**, which constitutes a strategic plan designed to satisfy mobility needs for individuals and entrepreneurs in urban areas and to increase the quality of their life<sup>67</sup>,
- **As an outcome of the planning, define organizational and operational integration of all sub-systems of town and regional PPT**, which constitutes a proposal of efficient transport technology for PPT, taking into account quality standards and transport services, and factors affecting the demand for transport and transport offer.

**The transport-related strategic documents will result in systematic measures subsequently implemented through integrated projects.**

In accordance with the relevant strategic documents it will be subsequently possible to implement measures aimed at infrastructure preference of PPT, building interchanges and integrated stops with adequate facilities for passenger information and in the last step by the modernization of the fleet. **Some measures can be implemented even during the preparation of local/regional sustainable mobility plans, if they represent “safe/no**

**regret” solutions for any strategic development document and/or are already sufficiently justified by the national transport strategy.**

The proposed measures or individual activities B) and C) fully correspond to the infrastructural measures defined in the Strategy for the Development of Public Passenger and Non-motorised Transport in Slovakia until 2020. Priority 12 ***“Achieving the high quality of terminals, transfer nodes and stops with minimised barriers and maximised compactness and purposefulness”*** is related to insufficient standards during transfers between rail and trolley transport and other modes of transport; in most cases transfers are uncomfortable and hampered by barriers. With respect to public passenger transport, the problems include long transfers in terms of distance and time, necessity to overcome barriers, inadequate and unattractive waiting areas, and complicated access to stops. The potential in Bratislava and Košice lies in the development of integrated stops for trams and road public passenger transport vehicles, which will simplify and shorten transfers between these modes of transport. In urban areas there is a lack of P+R car parks, which would help unburden city centres from individual car transport, and there are no K+R parking systems at railway stations and other transport nodes. Implementation of the measures under Priority 13 ***“Ensuring preference of public passenger transport in urban areas”*** will ensure reducing time losses and high volatility of travel times of public passenger transport vehicles, which will help increase the attractiveness of public passenger transport and reduce high unit costs suffered by carriers. Measures of preference for vehicles of public passenger transport and non-motorised transport at junctions and controlled pedestrian crossings are currently fully absent in towns.

**Modernisation of mobile public passenger transport vehicles** corresponds to Priority 11 ***“Ensuring low-floor or low-entry fleet in adequate quality and with high passenger comfort and with high energy efficiency”***. At present, in public passenger transport in the Slovak Republic ecological electrical buses are operated in Košice only; no hybrid buses are in operation.

**The precondition for the support of renewal of mobile facilities within the mass urban transportation will be the implementation of measures to secure preference of UMT vehicles on lines for which they will be intended. They will be in particular measures to secure the minimization of delays at crossroads and crossings controlled with stop-go lights and to establish reserved traffic lanes for the UMT.**

**Measures defined in the IROP will serve as complementary support for activities within the Priority Axis No. 3: Public passenger transport within the Operational Programme Integrated Infrastructure**, which focuses on large-scale projects for public passenger transport using predominantly railways. In those urban areas that do not have runway transportation the IROP measures will be key.

**The IROP will ensure the implementation of necessary measures for the implementation of the OPII measures, in particular the preparation of strategic documents and the implementation of measures aimed at the preference of public passenger transport. On the other hand, several activities under the IROP will follow upon the OPII activities, in particular the development of infrastructure of supplementary bus transport, measures for road transportation, control systems, etc.** The scopes of activities for individual areas and their complementarity with OPII are outlined in Annex 12.18.

Beneficiaries:

- towns, municipalities, associations of municipalities, higher territorial units, entities providing public passenger transport, entities organizing integrated transport services (note: refers to entities owned by the orders services).

Target groups:

- public.

Target territory The entire territory of the Slovak Republic.

Measures relating to the public service will be implemented in accordance with Regulation (EC) No. 1370 of EP and of the Council of 23 October 2007 on public services in railway and road passenger transport, repealing Council Regulations (EEC) No. 1191/69 and (EEC) No. 1107/70.

**Specific objective No. 1.2.2** will be achieved by implementing the following activities:

**A) Reconstruction, modernization and construction of infrastructure for non-motorized transport:**

- **Cycling routes** - restoration and reconstruction of existing cycling roads, building new bike paths, bike corridors, lanes on existing urban roads and roads between settlements;
- **Additional cycling infrastructure** (protected parking lots for bicycles, cycle stands, charging stations for electric bicycles, systems of automatic bike rentals, hygiene facilities, etc.);
- **Development of elements to calm traffic** (pedestrian zones, shared space<sup>68</sup>, exclusion of traffic from street except for cyclists and public transport, etc.);
- **Increasing safety of vulnerable road users** - eliminating bottle-necks in pedestrian traffic, removing barriers in transferring, etc.;

**B) Promoting and improving the attractiveness of cycling among the public:**

- Web portals, mobile applications, etc.

The aforementioned measures follow upon Priority 16 of the Strategy for the Development of Public Passenger and Non-motorised Transport in Slovakia until 2020 “***Allowing the use of utility cycling as a means of transport in towns and villages with an emphasis on connection to public passenger transport terminals and stops as well as on transfer between villages***” and Priority 17 “***Traffic calming at suitable urban locations, support of awareness***”.

**Projects of support of cycling infrastructure must fully correspond with the relevant strategic documents for transport, connect the settlement centres of Territorial Development Perspective of Slovakia with industrial zones and centres of economic importance (nodes that generate at least 300 jobs) and for projects carried out in the settlements create links improving accessibility to civil infrastructure in order to increase the share of cycling on the total distribution of traffic work.**

In terms of complementarity and synergy with other OP, there is complementarity with the SR Rural Development Programme which, as part of the measure *Basic Services and Renovation of Villages in Rural Areas*, will promote investments for developing and marking of tourism in

municipalities and in rural areas – the development of a recreational infrastructure, tourist information and information panels at tourist sites for cycle tourism, the building of cycle paths with rest stops.

Without prejudice to the above-mentioned provisions on synergy and complementarity, projects developed under the Initiative for the Support of the Coasting Regions (CuRI) will be supported. The specific conditions for the contribution will be set out in the relevant call.

Beneficiaries:

- towns, municipalities, associations of municipalities, higher territorial units, entities providing regular public transport, NGOs.

Target groups:

- public.

Target territory The entire territory of the Slovak Republic.

In order to ensure synergy and complementarity between IROP and OPII the same principles set out in the investment priority 1.1 will be applied.

Measures related to services of general economic interest will be implemented in accordance with Commission Decision of 20.12.2011 on the application of Article 106(2) of the Treaty on the Functioning of the European Union to State aid in the form of public service compensation granted to certain undertakings entrusted with the operation of services of general economic interest.

#### *2.1.2.2. Guiding principles for selection of operations*

For the effectively achieving the greatest possible contribution of operations / projects to fulfil **investment priority No. 1.2** and achieving the results, suggested actions / projects respect the following principles:

- Infrastructure and bus fleet funding for regional PPT is possible if part of project is the creation, expansion or operation of the integrated transport system with organizational and operational integration of the territories covered by the project,
- Measures within the investment priority are conditioned by the presence of a mobility plan and a resident traffic plan, for urban PPT by preparing a plan for sustainable urban mobility,
- Project is in compliance with strategic documents in the area of transport on the local, regional and national level,
- Financing of a refund and a purchase of the buses for urban public transport is only possible after previous implementation of measures to ensure preferences of vehicles for UPT on the lines for which they will be intended,
- Projects of refund and purchase of bus fleets (including the related infrastructure) of public urban and suburban bus transport are based on innovative, low carbon technologies, and contribute to the fulfillment of obligations under the EP and Council Directive 2001/81/EC on national emission ceilings, and under the EP and Council Directive 2008/50/EC on ambient air quality and cleaner air for Europe as well as national strategies for reducing PM10,

- Project contributes to the transfer of passengers from IAT to UPT,
- Project contains elements for the elimination of adverse effects of traffic on the environment,
- Project is the result of a demand analysis, consideration of variants and analysis of costs and benefits, project contributes to improving the quality of public transport,
- Project contributes to integration and cohesion of services in public transport,
- Project applies advanced ICT with respect to the needs of passengers,
- Project contributes to the development of multimodality in passenger transport,
- Project meets the needs of disabled persons and persons with reduced mobility,
- Project contributes to higher safety of vulnerable traffic participants,
- Project contributes to separation of road traffic and cyclist transport,
- New interchange terminals and integrated stops follow the projects of terminals of integrated passenger transport development through OP Integrated Infrastructure,
- Interchange terminals and nodes integrate the regional bus PPT and the carrying rail network,
- Interchange terminals, nodes and integrated stops integrate the regional PPT and urban public transport,
- Project respects the minimum standards of transport services at local, regional and national level,
- The project applies the principle of "the polluter pays".

Principles jointly applied for the field of energy efficiency are located in section 2.4.1.2.

The above principles apply depending on the type and character of the project.

The measures concerning services in public interest will be implemented in line with the requirements of Regulation (EC) No. 1370 of the European Parliament and of the Council of 23 October 2007 on public passenger transport services by rail and by road and repealing Council Regulations (EEC) No. 1191/69 and (EEC) No. 1107/70.

#### *2.1.2.3. Planned use of financial instruments*

Financial instruments (FIs) can be used to support the implementation of those activities where the efficient use of funds from the European Structural and Investment Funds (ESIF), and this particular form of aid, will be demonstrated. In the case of economically-viable projects, where the return on investments or cost savings are expected, financial instruments represent a more appropriate form of support, avoiding market distortion. The financial instruments will focus on the support of those activities, which do not find financing on the market or do not find adequate financing upon which their implementation would be efficient.

The possibility of using revolving funds, while contributing to the objectives of the priority axes, belongs to the benefits of the use of financial instruments. The other benefits of the use of financial instruments include the opportunity to increase financial resources to achieve the specific objectives of the OP by means of attracting additional capital based on an appropriate set-up of these instruments. Attracting additional capital is necessary also with respect to the insufficient amount of funds from the ESIF to cover all investment needs in the areas concerned. Participation by private investors may also contribute towards quality improvement of project implementation, and thus additionally contribute to more efficient use of funds.

With the use of financial instruments, it will be possible to support the relevant activities with appropriate financial products (such as loans, guarantees, capital contributions, mezzanine funds and other). Specific activities, appropriate amount of funds and the conditions for implementing specific financial instruments, including the expected leverage of allocated ESI Funds as well as combinations with other forms of support, will be based on the ex ante assessment of financial instruments, which is required under Article 37(2) CPR for financial instruments in the 2014 – 2020 programming period.

#### 2.1.2.4 Planned use of major projects

This investment priority does not support any projects from the category of major projects in line with art. 100 – 103 of the Regulation (EU) No. 1303/2013 of the European Parliament and of the Council.

#### 2.1.2.5 Output indicators by investment priority and, where appropriate, by category of region

**Table No. 7** Common output indicators and output indicators specific for investment priority

ID	Indicator	Measurement unit	Fund	Category of region	Target value (2023)			Source of data	Frequency of reporting
					M	W	M+W		
O0128	Length of new sections of cycling roads	km	ERDF	Less developed region	N/A	N/A	457,30	ITMS	Annually
O0128	Length of new sections of cycling roads	km	ERDF	More developed region	N/A	N/A	45	ITMS	Annually
O0129	Number of created elements for additional cycling infrastructure	Number	ERDF	Less developed region	N/A	N/A	228	ITMS	Annually
O0129	Number of created elements for additional cycling infrastructure	Number	ERDF	More developed region	N/A	N/A	22	ITMS	Annually
O0219	Number of replaced buses in urban and suburban transport	Number	ERDF	Less developed region	N/A	N/A	71	ITMS	Annually
O0219	Number of replaced buses in urban and suburban transport	Number	ERDF	More developed region	N/A	N/A	18	ITMS	Annually
O0243	Number of transfer nodes	Number	ERDF	Less developed region	N/A	N/A	18	ITMS	Annually
O0243	Number of transfer nodes	Number	ERDF	More developed region	N/A	N/A	5	ITMS	Annually
O0133	The number of new or modernized integrated stops	Number	ERDF	Less developed region	N/A	N/A	92	ITMS	Annually
O0133	The number of new or modernized integrated stops	Number	ERDF	More developed region	N/A	N/A	1	ITMS	Annually

O0134	Number of established information systems	Number	ERDF	Less developed region	N/A	N/A	4	ITMS	Annually
O0134	Number of established information systems	Number	ERDF	More developed region	N/A	N/A	3	ITMS	Annually
O0220	Number of introduced parking systems	Number	ERDF	Less developed region	N/A	N/A	7	ITMS	Annually
O0220	Number of introduced parking systems	Number	ERDF	More developed region	N/A	N/A	5	ITMS	Annually
C0037	Number of inhabitants living in urban areas	Person	ERDF	Less developed region	N/A	N/A	870 553*	Statistical Office, infostat	Annually
C0037	Number of inhabitants living in urban areas	Person	ERDF	More developed region	N/A	N/A	612 716*	Statistical Office, infostat	Annually

\* Sustainable urban development territory

## Performance framework

**Table No. 8** Performance framework of the priority axis

Priority axis	Indicator type (Key implementation step, financial, output or result indicator)	ID	Indicator or key implementation step	Measurement unit, where appropriate	Fund	Category of region	Milestone for 2018	Target value (2023)			Source of data	Explanation of relevance of indicator, where appropriate
								M	W	M+W		
1	Financial	F0002	Total amount of eligible expenditures certified by CA and submission of the payment claims to the European Commission	EUR	ERDF	Less developed region	70 000 000	N/A	N/A	427 094 092	ITMS	
1	Financial	F0002	Total amount of eligible expenditures certified by CA and submission of the payment claims to the European Commission	EUR	ERDF	More developed region	7 440 000	N/A	N/A	42 000 000	ITMS	
1	Key implementation step	K009	Number of supported beneficiaries under specific objective 1.1	Beneficiary	ERDF	Less developed region	6	N/A	N/A	8	ITMS	C014, C013
1	Key implementation step	K009	Number of supported beneficiaries under specific objective 1.1	Beneficiary	ERDF	More developed region	1	N/A	N/A	2	ITMS	C014, C013
1	Output	C014	Total length of reconstructed	km	ERDF	Less developed region	0	N/A	N/A	128.2	ITMS	

			or upgraded roads									
1	Output	C013	Total length of new roads	km	ERDF	More developed region	0	N/A	N/A	4.1	ITMS	

## Categories of intervention

**Table No. 9** *Categories of intervention*

Explanations of codes are included in Annex 12.4 of IROP.

Dimension 1 – Expenditure field					
Fund	ERDF		Fund	ERDF	
Category of region	Less developed region		Category of region	More developed region	
Priority axis	Code	Amount (EUR)	Priority axis	Code	Amount (EUR)
1	31	55 563 438	1	31	4 070 122
1	34	166 690 312	1	34	3 929 878
1	43	55 642 925	1	43	5 984 000
1	44	13 578 007	1	44	2 516 000
1	90	71 555 296	1	90	4 500 000

Dimension 2 – Form of financing					
Fund	ERDF		Fund	ERDF	
Category of region	Less developed region		Category of region	More developed region	
Priority axis	Code	Amount (EUR)	Priority axis	Code	Amount (EUR)
1	01	363 029 978	1	01	21 000 000

Dimension 3 – Territory					
Fund	ERDF		Fund	ERDF	
Category of region	Less developed region		Category of region	More developed region	
Priority axis	Code	Amount (EUR)	Priority axis	Code	Amount (EUR)
1	01	61 715 097	1	01	9 000 000
1	02	21 781 798	1	02	3 000 000
1	03	4 537 875	1	03	1 000 000
1	07	274 995 208	1	07	8 000 000

Dimension 4 – Territorial delivery mechanisms					
Fund	ERDF		Fund	ERDF	
Category of region	Less developed region		Category of region	More developed region	
Priority axis	Code	Amount (EUR)	Priority axis	Code	Amount (EUR)
1	01	68 068 121	1	01	17 000 000
1	03	294 961 857	1	03	4 000 000

Summary of the planned use of technical assistance including, where necessary, actions to reinforce the administrative capacity of authorities involved in the management and control of the programmes and beneficiaries

N/A

## 2.2. Priority axis No. 2: Easier access to effective and quality public services

The priority axis No. 2 combines two thematic objectives, i.e. thematic objective No. 9 – Promoting inclusion and combating poverty, and thematic objective No. 10 – Investing in education, skills and lifelong learning. Interventions proposed within these two thematic objectives will have a positive impact on the development of quality of life and human resources, in particular in relation to different target groups. Thematic objective No. 10 is aimed at development of education in every level (pre-primary, primary, secondary and lifelong learning). The main objective of the support is to create conditions for quality education thereby improving the quality of life of the population. The target group of the thematic objective is children, pupils and students in the process of education and vocational education and training and people under lifelong learning. The main motive of the support is improvement of social and vocational competencies. The gaining of the competencies is necessary for successful integration in society in the meaning of social and work relationships. In thematic objective No. 9, target groups are people dependent on aid from society, in particular children and young adults, families, disabled people, seniors and their families. A lot of members of these groups are excluded on the edge of the society due to various reasons, they are forced to live in isolation in institutional facilities not allowing them live a full and independent life. The main intention of the support in this area is to move (or keep) people, threatened by social exclusion and eventually poverty, back to the community, that allows a full life for each of them. At the same time, the entire Slovak population is a target group under this thematic objective, too, and will benefit from the activities in the area of health care. Since bad public health is one of the causes as well as consequences of social exclusion, accessible, quality and sustainable health care services must be ensured. Such services can be ensured through a reformed upgrade of the existing health care infrastructure and through integrating health care services. The common indicator of all fields of support is their contribution to the inclusive growth.

<b>ID of the priority axis</b>	
<b>Title of the priority axis</b>	

<b>The priority axis will be implemented through financial instruments</b>	N/A
<b>The priority axis will be implemented through financial instruments set up at EU level</b>	N/A
<b>The priority axis will be implemented through community-led local development</b>	N/A

#### **Fund, category of region and calculation basis for EU support**

<b>Fund</b>	ERDF
<b>Category of region</b>	Less developed region More developed region
<b>Calculation basis (total allocation)</b>	Less developed region SR 779 033 879 More developed region SR 61 088 735

Category of region for outermost regions and northern sparsely populated regions (where applicable)	N/A
---	-----

**2.2.1. Investment priority No. 2.1: Investing in health and social infrastructure which contribute to national, regional and local development, reducing inequalities in terms of health status, promoting social inclusion through improved access to social, cultural and recreational services and the transition from institutional to community-based services**

**Specific objective No. 2.1.1:**

*To facilitate the transition of social services and socio-legal protection of children and social guardianship in institutions from institutional to community-based form and to support the development of child care services for children below three years of age at the community level*

The transition of providing social services (hereinafter as „services“) from institutional to community-based form and socio-legal protection of children and social guardianship in facilities on community level is associated with measures increasing the quality of services and measures including employees' education, preparation of clients or community, addressing spatial arrangements where respective care is provided. The process of deinstitutionalization (DI) plans the preference of transformation process in facilities providing services for children, the youth and the adults with physical or mental disabilities and facilities for children in socio-legal protection of children and social guardianship to facilities for seniors. **The IROP will support appropriate spatial arrangements (appropriate physical environment) in facilities providing social services and social protection of children and social guardianship in accordance with the principles of community-based care**, i.e. in natural social environment or in natural communities culturally and organizationally similar to a normal family. Investments in facilities and equipment will be synergistically intertwined with the support of activities financed by the OP Human Resources. In case that a person is unable to/cannot stay in his/her home/family environment, services and socio-legal protection of children and social guardianship can be delivered in natural communities arranged to mimic a normal family, i.e. within facilities fully integrated in the community, eliminating segregation and isolation and allowing an individual live his/her fully independent life in a natural social environment. Therefore, the IROP will such support community-based facilities to enable independent individual life provided that the functioning and variability of community-based social services and various preventive measures are supported by the OP Human Resources.

In existing facilities it is necessary to gradually reduce the number of traditional large-capacity facilities, operate low-capacity facilities (community care facilities) and to support field and ambulatory services and social services in weekly residential facilities.

The support to be provided to the services of care for children below 3 years of age will include creation of comprehensive conditions for establishment of facilities at the community level which such facilities are scarce currently. The support will create conditions that are conducive to reconciliation of the family, professional life, better inclusion of women in the labour market. More, investments in quality of the care for children below 3 years of age provide a smooth transition to pre-school age facilities. A special benefit will be to provide care to families also from a disadvantaged environment from less privileged backgrounds as their abilities are less

developed, and more room opens for their inclusion. Interconnection with the activities of OP HR is stated in Annex 12.35.

### Results of support from IROP:

- Transformation/ deinstitutionalization of existing facilities providing year-round residency to facilities providing community-based services and socio-legal protection of children and social guardianship, i.e. in natural social environment or natural communities mimicking the cultural organization of a normal family;
- Increasing the quality and extension of the existing and providing new services and measures for socio-legal protection of children and social guardianship that are provided on community level, in natural family environment, or in alternative family environment, including innovative community-based care and innovative measures;
- Establishment the network of facilities for childcare for children up to 3 years of age in the aim to reconciliation between private life and work of parents and increasing employability of women;

**Table No. 10** Result indicators for specific objective No. 2.1.1

ID	Indicator	Measurement unit	Category of region	Baseline value	Baseline year	Target value (2023)	Source of data	Frequency of reporting
R 00 91	Percentage of individuals (children with disabilities, citizens with disabilities, socially-impaired citizens, seniors), who receive social services on community-based level to the total number of individuals receiving social services	%	Less developed region	19,7	2012	27	High territorial unit, Ministry of labour, social affairs and family of the SR, Statistical Office of the SR	Annually
R 00 91	Percentage of individuals (children with disabilities, citizens with disabilities, socially-impaired citizens, seniors), who receive social services on community-based level to the total number of individuals receiving social services	%	More developed region	49	2012	62	High territorial unit, Ministry of labour, social affairs and family of the SR, Statistical Office of the SR	Annually
R 00 92	Percentage of children placed in children's' homes provided by community-based care to the total number of children in children's' homes	%	Less developed region	54	2012	62	Statistical reports of the Ministry of labour, social affairs and family of the SR, Central Office of Labour, Social Affairs and Family	Annually

R 00 92	Percentage of children placed in children's' homes provided by community-based care to the total number of children in children's' homes	%	More developed region	57	2012	65	Statistical reports of the Ministry of labour, social affairs and family of the SR, Central Office of Labour, Social Affairs and Family	Annually
R 01 58	Percentage of children under three years provided by care service to the total number of children under three years	‰	Less developed region	19.63	2015	28.80	Ministry of labour, social affairs and family of the SR,	Annually
R 01 58	Percentage of children under three years provided by care service to the total number of children under three years	‰	More developed region	39.49	2015	63.71	Ministry of labour, social affairs and family of the SR,	Annually

### Specific objective No. 2.1.2:

#### *Modernising health care infrastructure for the purpose of primary health care integration*

A low level of early detection of chronic conditions and ineffective patient management in primary outpatient and follow-up health care raises demands on specialised care and hospitalisation that lead to further deterioration of the health condition of the Slovak population, disadvantaging especially older working-age citizens on the labour market, and contributing to their social exclusion and via funds ineffectively spent on inpatient care is unable to improve the sustainability of the health care system.

The indicator of ineffectiveness in the primary health care system is the fact that the average number of doctors' consultations per year (11.3) in Slovakia is high in comparison with the OECD average (6.4). One of the causes is insufficient integration of health care providers as shown by a high fragmentation mainly of primary outpatient health care providers across Slovakia with 1,774 contact points with a total number of 2,893 primary health care providers (number of full-time GPs for adults and pediatricians) scattered across 623 territorial units. At the moment, there are only 1.63 full-time primary health care providers per contact point.

Experiences from other countries clearly show that health care systems with functional group-based cooperation of primary outpatient health care providers concentrated in a single contact point deliver better results in terms of patient management, also contributing to lower morbidity and mortality rates and a better access to quality and effective health care services<sup>69 70</sup>.

#### **Results of support from IROP:**

Reform integration of primary health care will result in an increased number of first-contact doctors per contact point, improved patient management (through improvements in services provided to clients at a single contact point), reinforced importance of primary outpatient health care providers as key patient managers (synergies with activities to develop and implement new and innovative clinical practices and prevention practices funded under the Human Resources OP), reduced operating costs (concentration of providers in a single point,

administration, technology and equipment sharing, etc.), more effective communication and cooperation of primary outpatient health care providers with a possible involvement of medical consultations with providers of specialised outpatient health care. A well-arranged and organised primary outpatient health care system can bring considerable savings in public funds. At the same time, conditions will be created to attract and retain young doctors in primary outpatient health care.

Summary of key expected results:

- Increasing the number of primary outpatient health care providers per contact point;
- Strengthening the role of primary outpatient health care providers as key managers of the patient.

**Table No. 11** Result indicators for specific objective No.2.1.2.

ID	Indicator	Measurement unit	Category of region	Baseline value	Baseline year	Target value (2023)	Source of data	Frequency of reporting
R0093	Number of first-contact doctors per contact point	doctor	Less developed region	1.64	2014	3.25	Health insurance companies, NHIC	Annually
R0170	Number of other health care professionals of the primary contact on the one contact point	number	Less developed region	1.64	2014	2.51	NHIC	Annually

**Specific objective 2.1.3:**

*Modernising of infrastructure of institutional facilities providing acute health care for the purpose of increase of their productivity and effectiveness*

A high number of acute inpatient health care providers<sup>71</sup> and ineffective patient management in follow-up health care are one of the main reasons of cost ineffectiveness, indebtedness and insufficient quality of acute inpatient care.

According to the data contained in the strategic framework, Slovakia currently has 4.7 acute care beds per 1,000 inhabitants (OECD average 3.5) with acute care occupancy rate at 66% (OECD average 75%). Acute care is currently provided by 68 general hospitals with an average catchment area covering 80,000 inhabitants (an optimum coverage would be approximately 200,000 inhabitants). The surplus of acute care hospitals and beds is the cause of a high hospitalisation rate (approximately 21,000 hospitalisations per 100,000 inhabitants, while the OECD average is approximately 16,500).

The strategic objective the MH SR is by 2030 to reduce the number of acute care hospitals by 50%, achieve an occupancy rate at the level of 85%, reduce the number of acute care beds to 2.5 beds per 1,000 inhabitants, and shorten the average length of acute care hospitalisations from 5.6 to 5 days<sup>72</sup>. By streamlining the structure of acute care inpatient facilities the number of interventions provided in the remaining acute care hospitals will increase, the concentration and specialisation of interventions will enhance the quality and safety of health care provided,

and the cuts in non-productive capacities will translate into an overall improvement in cost-effectiveness of acute care beds. More detailed analysis and the description of current baseline situation and planned situation in future is part of the strategic document *Implementation strategy - integrated health care system*.

**Results of support from IROP:**

Reform interventions in an optimized network of acute care general hospitals (through structural streamlining of providers’ capacities) will translate into changes in the structure of services, stratification, specialisation and concentration of capacities in a smaller number of acute inpatient health care providers that will bring about economies of scale and effects of excellence, as well as subsequent savings from refocusing the specialisation of low-productive capacities. Enabling and encouraging structural changes in internal organisation, processes, as well as physical structures of selected acute inpatient care providers will enhance their productivity and quality. As a result of such structural changes, in supported general hospitals such parameters as the number of hospitalisations, occupancy rates will be improved, with an increase in the total productivity and debt reductions.

Summary of key expected results:

- Increased acute bed occupancy rate,
- Shortened time of hospitalisation,
- Increased number of acute care interventions in the supported acute care hospitals.

**Table No. 12** *Result indicators for specific objective No.2.1.3.*

ID	Indicator	Measurement unit	Category of region	Baseline value	Baseline year	Target value (2023)	Source of data	Frequency of reporting
R0094	Shortened time of hospitalisation	day	Less developed region	5,5	2014	5,2	Health insurance companies NHIC	Annually
R0095	Acute bed occupancy rate	%	Less developed region	66	2014	75	Health insurance companies NHIC	Annually

Action to be supported under the investment priority

*2.2.1.1. Description of the type and examples of actions to be supported and their expected contribution to the specific objectives including, where appropriate, the identification of main target groups, specific territories targeted and types of beneficiaries*

The following activities will contribute to the **specific objective 2.1.1:**

- Reconstruction, enlargement and modernization of appropriate buildings for the creation of spatial conditions for provision of community-based care in accordance with the principles of deinstitutionalization;
- Reconstruction, enlargement and modernization of buildings of existing facilities where community-based services are already provided;

- Establishment and construction of new buildings of facilities of social services and and socio-legal protection of children and social guardianship (hereinafter: the SLPSG) including those providing innovative forms of community-based care and measures for support of remaining/returning the children in natural family environment, respectively support of alternative family environment;
- Construction, reconstruction and modernization of childcare facilities for children below three years of age for reconciliation family and work life;
- Investing in amenities and equipment of facilities including motor vehicles in creating the background for field social services and the implementation of SLPSG measures in a natural family environment, alternative family environment and open environment;
- Measures for increasing energy efficiency of buildings.

Activities within the specific objective 2.1.1, aimed at promoting investment into buildings and facilities will be synergistically linked with the promotion of "soft" activities funded by the European Social Fund through the OP Human Resources. The support and development of appropriate spatial and structural conditions in facilities providing social services and SLPSG will be accompanied by measures leading to changes in the way such social services and SLPSG are provided, such as through the development of selected social services and selected measures; the preparation and support in educating the staff and expert staff responsible for providing social services and SLPSG in facilities in order to eliminate the "resistance syndrome"; preparing the recipients of social services and persons for whom SLPSG is provided in facilities for the conditions of independent community-based living. A change in the physical environment of providing the social services or SLPSG in facility presents a shift in the provision of social services or SLPSG in facility from a large-capacity facility into several smaller facilities with a lower capacity of recipients or persons (according to the legislative regulation in force for the relevant type of social service and SLPSG in facility) of community character. The spatial needs also include an office space designated for the facility management and staff. Small-capacity facilities will be supported to allow an individual life independently in the community with an unrestricted access within settlements ("built environment"); including available transportation, amenities/aids, information access, availability of individualized personal assistance, family, friends and general services provided within a community. In the deinstitutionalization process, it is necessary to take into account the fact that in addition to a health disability the recipient is also affected by an adverse social situation, among other things, also by the cessation of the original relations with the family; the recipient often does not have any property, and the recipient's income is too low for achieving independent living. At the same time it is necessary to consider the specific features of the SLPSG system set up on the fact that it is based on execution of court judgments.

As the existing large capacity buildings of facilities are not suitable for the provision of social services and SLPSG in facility on community level, it is necessary to arrange appropriate spatial conditions. Thus a procurement of real property (a building – family house or flat or a land<sup>73</sup>) for the purposes of construction or reconstruction of a facility will be the subject of support from IROP.

#### *Social services*

Social services are provided in many facilities to recipients with different types of health disabilities and with different degree of health disabilities. Today this fact along with the institutional nature of social services does not allow any individual level of support

according to recipients' needs. **The support from IROP focuses in particular on the transformation of large scale facilities with year-long stay and development of alternative social services of community nature.** In particular, investments in buildings will be supported, including the material and technical equipment providing the **clients' housing**, and thus investments in facilities designated in particular for the provision of **supported housing, social service homes with weekly stays, facilities (all of them will have to meet the conditions of community services) and other innovative types of community residential services.** Such new facilities will be low-capacity residential facilities in ordinary built-up areas, and they will be adapted to all types of users from transforming facilities.

**Moreover, it will be possible to use the investments from IROP for the construction and development of back areas/basis of field and ambulatory social services.** From among **ambulatory** social services mainly the following will be supported: **rehabilitation centres, early intervention services, daily centres, child-care facilities, etc.** Within the support of the back areas for **field** services, the **development of specialized mobile units** will be supported, which will consist of a special team with sufficient spatial and technical equipment and who will be able to provide care to persons dependent on the care of other natural persons within several dispersed facilities. At the same time, various rehabilitation activities, work therapies, social rehabilitation, leisure time activities, will be provided on such premises, if they lacked in the community.

The transformation of social service facilities assumes the selection of a suitable type of social service (domiciliary service, the support of independent living, rehabilitation centre, supported housing, specialized facility, social services homes, etc.) and form of social service provision (with the preference of field and ambulatory forms), depending on the individual needs of the recipients and individual level of support which the recipient of social service needs.

#### *Social and legal protection of children and social guardianship*

With respect to facilities for the execution of measures concerning social and legal protection of children and social guardianship it is necessary to reduce the number of children and young adults in children's homes established as children's centres, increase the number of children placed in professional families and in children's homes established as homes for children. Moreover, in children's homes, it is necessary to provide space for working with families (and the relatives) of children, alternative families. In resocialization and crisis centres, it is necessary to further continue the increase in the quality of measures also through spatial adjustments. Through activities financed from IROP within the deinstitutionalization process of alternative care, IROP will help to develop an adequate physical environment for children, families and specialized activities, specialized programmes, etc., through establishing and development of new suitable facilities, reconstruction and modernization of suitable constructed objects, reconstruction (including the expansion) and modernization of constructed objects, and the support of material and technical equipment.

Supported actions will be in particular:

- Create a natural physical environment to secure the childcare in a community with a temporary nature, in family houses/flats (maximum 1 group of children in one family house/flat integrated in community),

- Create space for active cooperation with biological families (including the wider family) and applicants for foster family care, also allowing a short-term stay of families, potential foster families, the relatives in the family houses/flats,
- Create space for active specialized activity of specialists (social workers, psychologists, teachers, etc.), for execution of various programs, specialized methods and techniques of work in the aim to prevent and address conflict and crisis situations,
- Create space for active specialized cooperation with professional families of children's homes and the provision of the care of children placed in professional families in crisis situations, respectively in various life situations of professional families.

#### Beneficiaries:

- In social services:
  - A.)** municipality,
  - B.)** Higher Territorial Unit,
  - C.)** legal entity established or founded by the municipality,
  - D.)** legal entity established or founded by the Higher Territorial Unit,
  - E.)** other entity without a profit goal (non-public provider of social service, non-public founder of social service),
- In socio-legal protection of children and social guardianship:
  - A.)** founders of facilities for socio-legal protection of children and social guardianship or facilities for the implementation of measures for the social protection of children and social care:
    - municipality,
    - Higher Territorial Unit,
    - Central Office of Labour, Social Affairs and Family of the SR,
    - accredited natural and legal entities,
    - children's social protection and social care facilities

#### Target groups:

- children, adults and their families receiving social services,
- children, adults and families, benefiting from measures of socio-legal protection of children and social guardianship,
- public and private providers of social services and employees of founders,
- founders of social services providers and of entities for socio-legal protection of children and social guardianship,
- providers of socio-legal protection of children and social guardianship and their employees,
- employees executing policies and measures preventing discrimination and/or social inclusion in public and non-public sectors,
- natural persons – parents (mainly mothers) who were helped to harmonize the working and private life.

#### Target territory:

- the entire territory of the Slovak Republic.

The following interventions will contribute to the **specific objective No. 2.1.2:**

Building the infrastructure of integrated health care centres:

- A.) Construction of new buildings,
- B.) Modernization and reconstruction of existing buildings,
- C.) Enlargement, upper extension, building conversion and reconstruction of the interior and exterior of the existing building structures,
- D.) Procurement of material-technical equipment
- E.) Delivery of medical technology, facilities and equipment,
- F.) Building and upgrading ICT infrastructure, including high speed internet access and purchase software equipment,
- G.) Building of barrier-free access,
- H.) Measures to increase energy efficiency in buildings.

The infrastructure of integrated health care centres (hereinafter “IHCC”) will be built within this specific objective. The network will be defined within the strategic document *Implementation Strategy - Integrated Health Care System* following the approved strategic framework. The geographical distribution and the number of IHCC will reflect an analysis of the current concentration of the primary outpatient health care in all regions of Slovakia, the geographical distribution of the primary outpatient health care facilities in the individual regions and transport accessibility for the inhabitants of the region. The capacity of IHCC will be adapted to the number of inhabitants and to specific features of the regions. At project level, every contact point will be subject to an assessment as to whether the respective location has the appropriate infrastructure which could be rebuilt, through reconstruction, into an IHCC or whether it would be more practicable to build new infrastructure. IHCC will be primarily established within the infrastructure of the existing healthcare centres and out-patient clinics. Every IHCC will provide the services of a general practitioner for adults, a child and youth care practitioner and gynaecologist optionally dentist and the premises for medical consultations with outpatient specialists will be available as well. For all IHCC will be an option to provide social services since the primary outpatient medical care is the area where it is possible to identify the emergence of unfavorable social situation (poor health is often one of the risks and the reasons for the emergence of unfavorable social situation). IHCC also create facilities and conditions for the helping professions in health education, in order to improve communication between residents of segregated and isolated Roma settlements and primary outpatient health care (synergy with the ESF activities of the OP Human Resources).

All IHCC will be equipped with modern IT infrastructure enabling simpler patient management and reducing unnecessary paperwork for physicians (who will in turn have more time for their patients). Every IHCC will have at its disposal shared diagnostic equipment (ECG, X-ray, ultrasound medical devices, analysers for fast blood and urine tests, etc.). To address the rare cases of worsened accessibility (geographical setting, poor transport infrastructure), patient transport services will be available for older and immobile patients, and the activities of home nursing care will be reinforced through the IHCC. A completed centre will be granted the authorisation to provide integrated outpatient health care. Staff capacity of the center must be provided at least 50% after project completion. The IHCC will provide services covered by public health insurance or other public sources. More detailed description of the functions and

services provided under IHCC is stated in the strategic document *Implementation Strategy - Integrated Health Care System*.

Beneficiaries:

- Municipalities that are owners or long-term lessees of land (in case of the construction of new infrastructure), respectively the owners or long-term tenants of the existing infrastructure of the healthcare facilities (in the case of the modernization of the existing infrastructure). The condition is that municipalities have a partnership contract with healthcare providers in line with the adaptation of this institute according to the ESIF rules. If the above conditions are met the municipality may also enter into a partnership agreement with the participation of the High Territorial Units on whose territory the municipality is located.
- Non-profit organisations which will own or lease long-term land (in the case of the construction of a new infrastructure), respectively the owners or long-term tenants of existing infrastructure of the healthcare facilities (in the case of modernization of the existing infrastructure), set up jointly by the municipality and healthcare providers. If the above conditions are fulfilled a non-profit organization may also be established with the participation of the High Territorial Units in whose territory the municipality is located.
- High Territorial Units which are owners or long-term tenants of land (in the case of the construction of a new infrastructure) respectively owners or long-term tenants of the existing infrastructure of the healthcare facilities (in the case of the modernization of the existing infrastructure). The condition is that the VUC has a partnership contract with health care providers in line with the Institute's adaptation under the ESIF rules. If the above conditions are met the VTC may also enter into a partnership agreement with the participation of the municipality in whose territory the IHCC will be located.
- Non-profit organisations<sup>74</sup> which will be the owners or long-term lessees of land (in case of the construction of new infrastructure), respectively owners or long-term tenants of the existing infrastructure of the medical facilities (in the case of the modernization of the existing infrastructure), set up jointly by High Territorial Units and healthcare providers. If the above conditions are met a non-profit organization may also be established with the participation of the municipality on whose territory the municipality is located.

Target groups:

- the Slovak population.

Target territory:

- the entire territory of the Slovak Republic, with the exception of the Bratislava region.

The following activities will contribute to the **specific objective No. 2.1.3**:

Modernising the infrastructure of acute care hospitals in order to improve their productivity:

- Development of the transformation plan of health care provider,
- Construction of new buildings,
- Modernization and reconstruction of existing buildings,

- Enlargement, upper extension, building conversion and reconstruction of the interior and exterior of the existing building structures,
- Procurement of material-technical equipment,
- Delivery of medical technology, facilities and equipment,
- Building and upgrading ICT infrastructure, including high speed internet access and purchase software equipment,
- Building of barrier-free access,
- Measures to increase energy efficiency in buildings.

Activities of this specific objective will only apply to optimised network of acute care general hospitals – the providers of acute inpatient care – in the territory of the Slovak Republic with the exception of the Bratislava region. The optimised network will be defined under the “implementation strategy for the integrated health care system”, in connection with the approved strategic framework, which is to be prepared by MH SR in cooperation with all self-governing regions and relevant stakeholders. The geographical distribution and the number of acute care general hospitals within the streamlined network will take into account the optimal geographical distribution of acute inpatient care in the individual regions, while respecting the optimal catchment area coverage. The supported acute care hospitals will be providing services covered by public health insurance. A demonstrable and quantifiable increase in the productivity of a health care facility will represent an important condition for investments in the infrastructure of the existing acute care general hospitals within the optimised network. For this purpose, every applicant will be required to prepare a health care facility transformation plan with a predefined structure. The transformation plan will comprise the proposal of structural changes in the internal organization, in the provision of health care and in the physical structure of health care provider that will ensure the increase of the productivity, improvement of management and will enable renewal and sustainable development of health care provider in the future.

Beneficiaries:

- general hospitals<sup>75</sup> – only as part of the streamlined network of acute inpatient care providers,

Target groups:

- the Slovak population.

Target territory:

- the entire territory of the Slovak Republic, with the exception of the Bratislava region.

In specific objectives 2.1.1 and 2.1.2 will in support measures in which the presence of State aid will be excluded due to local impact and marginal effect on trade between Member States on the basis of ex ante defined criteria. The compatibility of measures of specific objectives 2.1.1 and 2.1.2, where it is not possible to demonstrate purely local impact, will be ensured through one of the aid instruments (eg services of general economic interest in accordance with the Commission Decision of 20. 12. 2011 on the application of Art. 106 (2) of the Treaty on the Functioning of the European Union for State aid in the form of public service compensation granted to certain undertakings entrusted with the operation of services of the

general economic interest, aid schemes for local infrastructure support under Art. 56 of Commission Regulation (EU) No 651/2014 of 17.6.2014 declaring certain categories of aid compatible with the internal market under Art. 107 and 108 of the Treaty).

In specific objective 2.1.3 measures to services of the general economic interest will be implemented in accordance with the Commission Decision of 20.12.2011 on the application of Art. 106 (2) of the Treaty on the Functioning of the European Union to State aid in the form of public service compensation granted to certain undertakings entrusted with the operation of services of general economic interest.

#### *2.2.1.2. The guiding principles for the selection of operations*

##### **Specific objective 2.1.1**

- The project must be, depending on the area, in harmony with
  - A.)** *Strategy of Deinstitutionalization of Social Services and Alternative Care in the SR,*
  - B.)** *National Action Plan for the Transition from Institutional to Community-Based Care in the Social Services System 2016 – 2020,*
  - C.)** *Concept for the Execution of Court Decisions in social child protection facilities and social care for children for 2016 – 2020 – The Plan of Transformation and Deinstitutionalization of Alternative Care,*
  - D.)** Act No. 448/2008 Coll. on social services, as amended,
  - E.)** Act No. 305/2005 Coll. on social and legal protection of children and on social custody, as amended,while harmony is confirmed by a statement of the substantive jurisdiction authority,
- Support to social services facilities and facilities performing social and legal protection of children and social guardianship that are to be subject to transformation and deinstitutionalization will be conditioned upon furnishing a transformation plan for the facility concerned,
- Only those projects will become eligible for the support that will deliver social services and social and legal protection of children and social guardianship measures at the community level,
- Selection of location for social service depends on preferences of beneficiaries of social services that have some relation to or the need for completion of social services network in the given locality,
- Supported projects jointed with housing in social care facilities can have a maximum capacity of 12 places per building and a maximum capacity of 6 places per unit,
- Supported projects in social services focusing on the provision of child care services to children aged up to 3 years can have a maximum capacity of 20 places within one facility,
- Supported projects within SLPSG associated with the housing for children who are placed into children's homes on the basis of judicial decision, can have a maximum capacity of 10 places within 1 housing unit, and maximum 1 housing unit in 1 facility (a family house, flat),
- During the transformation and deinstitutionalization of social services facilities with year-round stay, new clients may not be accepted to existing facilities in order to man up or raise the capacity,
- The supported facility must be involved in ordinary built-up area of municipality and in appropriate distance to another object providing social service or executing measures of SLPSG in facility,

- Ambulatory social services must be provided separately (in terms of staff and space) from the housing (applicable only for social services),
- For any investments in the original facilities of ambulatory services or measures, or back area of field services or measures it must be documented that it was not possible to secure such services/measures in a more suitable manner in the ordinary community,
- The project and new community-based services must meet quality conditions of social service providing designed in the Act No. 448/2008 Coll. on social services, Annex No. 2.

### **Specific objectives 2.1.2 and 2.1.3**

- The project must be in line with the *Strategic Framework for Health for 2014 – 2030* and its relevant partial strategies/tools for transformation;
- The project must reflect specific regional characteristics (geography, transport accessibility, demography, epidemiology, ...) and integration trends;
- In terms of cost-effectiveness, the project of setting up an IHCC by constructing new infrastructure or modernising the existing infrastructure must be the most suitable construction solution in the given locality (valid only to specific objective 2.1.2);
- The infrastructure modernisation project for acute care hospitals must demonstrably improve labour productivity of the supported health care facility (valid only to specific objective 2.1.3).

Principles jointly applied for all three specific objectives in energy efficiency are in Chapter 2.4.1.2.

All principles stated above will be applied depending on the type and nature of a project.

#### *2.2.1.3. The planned use of financial instruments*

Financial instruments (FIs) may be used to support the implementation of those activities where the efficient use of funds from the European Structural and Investment Funds (ESIF), and this particular form of aid, will be demonstrated. In the case of economically-viable projects, where the return on investments or cost savings are expected, financial instruments represent a more appropriate form of support, avoiding market distortion. The financial instruments will focus on the support of those activities, which do not find financing on the market or do not find adequate financing upon which their implementation would be efficient.

The possibility of using revolving funds, while contributing to the objectives of the priority axes, belongs to the benefits of the use of financial instruments. The other benefits of the use of financial instruments include the opportunity to increase financial resources to achieve the specific objectives of the OP by the means of attracting additional capital based on an appropriate set-up of these instruments. Attracting additional capital is necessary also with respect to the insufficient amount of funds from the ESIF to cover all investment needs in the areas concerned. Participation by private investors may also contribute towards quality improvement of project implementation, and thus additionally contribute to more efficient use of funds.

With the use of financial instruments, it will be possible to support the relevant activities with appropriate financial products (loans, guarantees, capital contributions, mezzanine funds and other). Specific activities, appropriate amount of funds and the conditions for implementing specific financial instruments, including the expected leverage of allocated ESI Funds as well as combinations with other forms of support, will be based on the ex ante assessment of

financial instruments, required under Article 37(2) CPR for financial instruments in the 2014 – 2020 programming period.

*2.2.1.4. The planned use of major projects*

This investment priority will not support any projects from the category of major projects in line with art. 100 – 103 of the Regulation (EU) No 1303/2013 of the European Parliament and of the Council.

*2.2.1.5. Output indicators by investment priority and, where appropriate by category of region*

**Table No. 13** Common output indicators and output indicators specific for investment priority

ID	Indicator	Measure ment unit	Fund	Category of region	Target value (2023)			Source of data	Frequency of reporting
					M	W	M+W		
00250	Capacity of supported social service facilities	Place of social service	ERDF	Less developed region	N/A	N/A	2 874	ITMS	Annually
00250	Capacity of supported social service facilities	Place of social service	ERDF	More developed region	N/A	N/A	180	ITMS	Annually
00251	Capacity of supported facilities of social-legal protection of children and social guardianship	Place under social-legal protection of children and social guardianship	ERDF	Less developed region	N/A	N/A	606	ITMS	Annually
00251	Capacity of supported facilities of social-legal protection of children and social guardianship	Place under social-legal protection of children and social guardianship	ERDF	More developed region	N/A	N/A	126	ITMS	Annually
00244	Number of facilities of social services on community level which will be established thanks to support	number	ERDF	Less developed region	N/A	N/A	106	ITMS	Annually
00244	Number of facilities of social services on community level which will be established thanks to support	number	ERDF	More developed region	N/A	N/A	5	ITMS	Annually
001	Number of supported facilities of	number	ERDF	Less developed region	N/A	N/A	15	ITMS	Annually

36	social-legal protection of children and social guardianship								
00136	Number of supported facilities of social-legal protection of children and social guardianship	number	ERDF	More developed region	N/A	N/A	3	ITMS	Annually
00246	Capacity of transformed social services	Place of social service	ERDF	Less developed region	N/A	N/A	1 697	ITMS	Annually
00246	Capacity of transformed social services	Place of social service	ERDF	More developed region	N/A	N/A	118	ITMS	Annually
00247	Number of transformed social services facilities, thank to support	Number	ERDF	Less developed region	N/A	N/A	26	ITMS	Annually
00247	Number of transformed social services facilities, thank to support	Number	ERDF	More developed region	N/A	N/A	2	ITMS	Annually
00400	Number of care facilities for children under three years of age	Number	ERDF	Less developed region	N/A	N/A	82	ITMS	Annually
00400	Number of care facilities for children under three years of age	Number	ERDF	More developed region	N/A	N/A	8	ITMS	Annually
00221	Capacity of supported childcare facilities for children under three years of age	place in care facilities for children under three years of age	ERDF	Less developed region	N/A	N/A	1 640	ITMS	Annually
00221	Capacity of supported childcare facilities for children under three years of age	place in care facilities for children under three years of age	ERDF	More developed region	N/A	N/A	160	ITMS	Annually
0036	Population with access to improved health services in integrated health care centres	persons	ERDF	Less developed region	N/A	N/A	1 000 000**	National health information system, Health insurance companies	Annually
001	Number of created	number	ERDF	Less developed region	N/A	N/A	67	ITMS	Annually

4 1	integrated health care centres								
0 0 2 5 8	Number of health care professionals established by CIHS	number	EFRR	Less developed region	N/A	N/A	804	ITMS	Annually
C 0 3 6	Population with access to improved health services in acute care hospitals	Person	ERDF	Less developed region	N/A	N/A	2 000 000**	Health insurance companies	Annually
O 0 1 6 8	Number of modernized acute care general hospitals	number	ERDF	Less developed region	N/A	N/A	28	ITMS	Annually
C 0 0 3 2	Reduction of annual primary energy consumption in public buildings	kWh/year	ERDF	Less developed region	N/A	N/A	52 977 800	ITMS	Annually
C 0 0 3 2	Reduction of annual primary energy consumption in public buildings	kWh/year	ERDF	More developed region	N/A	N/A	3 521600	ITMS	Annually
O 0 2 5 3	Number of renovated public buildings	number	ERDF	Less developed region	N/A	N/A	588	ITMS	Annually
O 0 2 5 3	Number of renovated public buildings	number	ERDF	More developed region	N/A	N/A	34	ITMS	Annually
O 0 2 2 3	Number of new public buildings	number	ERDF	Less developed region	N/A	N/A	310	ITMS	Annually
O 0 2 2 3	Number of new public buildings	number	ERDF	More developed region	N/A	N/A	18	ITMS	Annually
O 0 2 2 4	Floor space of renovated public buildings	m2	ERDF	Less developed region	N/A	N/A	341 200	ITMS	Annually
O 0 2 2 4	Floor space of renovated public buildings	m2	ERDF	More developed region	N/A	N/A	8 080	ITMS	Annually
O 0 2 2 5	Floor space of new public buildings	m2	ERDF	Less developed region	N/A	N/A	87 940	ITMS	Annually
O 0 2 2 5	Floor space of new public buildings	m2	ERDF	More developed region	N/A	N/A	4 580	ITMS	Annually
C 0 0 3 4	Estimated annual reduction in greenhouse gas emissions	t equiv. CO2	ERDF	Less developed region	N/A	N/A	13 980	ITMS	Annually

C0034	Estimated annual reduction in greenhouse gas emissions	t equiv. CO2	ERDF	More developed region	N/A	N/A	920	ITMS	Annually
C0039	Public or commercial buildings newly built or renovated in urban areas. i	m2	ERDF	Less developed region	N/A	N/A	147 590*	ITMS	Annually
C0039	Public or commercial buildings newly built or renovated in urban areas.	m2	ERDF	More developed region	N/A	N/A	9 720*	ITMS	Annually

\* Area of sustainable urban development

Indicator C0037 "The population living in urban functional areas" will be calculated within the IP 2.1. The indicator includes the target population same as in the IP of 1.2 (Table no. 7)

\*\* Indicator C036 recorded in SCF under the "Population with access to improved health services." Counted values.

Indicator values C0032, C0034 were set indicatively.

## **2.2.2. Investment priority No. 2.2: Investing in education, training and vocational training, skills and lifelong learning by developing education and training infrastructure**

### **Specific objective No. 2.2.1:**

#### *Increase of gross school readiness of children in kindergartens*

The specific objective is focused on availability of infrastructure services of kindergartens aimed at increasing the attendance of kindergarten children and securing quality pre-primary education required for successful completion of compulsory school attendance. Sufficient capacities of kindergartens will create conditions for the harmonization of the private and working life of parents, improve the income conditions of young people and ensure an access to more quality public services in the area of pre-school attendance and education. The development of the elements of inclusive education in kindergartens will gradually result in integration of children with special educational needs.

#### **Results of support from IROP:**

- Increased capacities of kindergartens and conditions created to increase gross school readiness of 3-to-5 year children,
- Increased number of kindergartens with elements of inclusive education for integration of children within inclusive pre-primary education in kindergartens,
- Improved conditions for reconciliation between work and private life of parents,
- Higher availability of pre-primary education for all children between 3 and 5 years of age whose parents show interest in the pre-primary education,
- Extending pre-school education at the age of between 3 and 5 years.

**Table No. 14** Result indicators for specific objective No. 2.2.1.

ID	Indicator	Measurement unit	Category of region	Baseline value	Baseline year	Target value (2023)	Source of data	Frequency of reporting
R0096	Gross school readiness of children in kindergartens	%	Less developed region	85.74	2012	90,0	Centre of Scientific Technical Information SR	Annually
R0096	Gross school readiness of children in kindergartens	%	More developed region	98.30	2012	99,3	Centre of Scientific Technical Information SR	Annually

## Specific objective No. 2.2.2

### *Improvement of key competences of pupils in primary schools*

At present, the equipment of primary schools is significantly differentiated by regions. A majority of primary schools does not have (technical, human and material) possibilities to face the current challenges of primary education and to ensure adequate conditions for the development of key competences to pupils in compliance with the requirements of their future profession and labour market needs. Pupils of primary schools lack of skills and competences required for the maintenance of employability and desired mobility on the labour market, which is evident for instance in the results of national or international measurements (Monitor 9, PISA, IT Fitness Test), or in their success on the labour market, or in other studies and education.

Therefore in IROP the support of primary education is focused on the development and reconstruction of technical rooms, laboratories supporting polytechnic education, technical and scientific fields of learning, language classrooms for developing primary school pupils' language skills and ICT classrooms for development of information-communication skills of pupils. An essential component is to ensure the material-technical equipment of supported buildings, with the aim of results improvement of pupils in international and national testing of knowledge and their success on labour market. It is also planned to develop primary schools in terms of their function as the centres of lifelong learning and to make them available (supported classrooms) to the public and to lifelong learning providers in line with Act No. 568/2009 on lifelong learning and on amendment of certain acts.

The development and enhancement of key competences will be supported also in pupils with special needs at special schools, in exceptional and demonstrable cases when it is not possible to secure their inclusion. The synergy and complementarity with OP HR will be ensured. This will not affect the inclusive approach.

Implementation of specific objective will be carried out in an integrated manner with the national project of MESRS SR from OP Education „*Increase quality of education in primary and secondary schools with use of electronic testing*“, implemented by the National Institute for Certified Educational Measurements.

### **Results of support from IROP:**

- Results improvement in national measurement Testing 9 language learnt,
- Improvement in the technical equipment of language classrooms, ICT classrooms,

- Improvement in the technical equipment of professional classrooms focused on natural science,
- Improvement in the technical equipment of school libraries,
- Linkage of theoretical and practical education at primary schools with the labour market needs, and thus better placement of young people in the labour market,
- Creation of conditions for lifelong learning.

**Table No. 15** Result indicators for specific objective No. 2.2.2.

ID	Indicator	Measurement unit	Category of region	Baseline value	Baseline year	Target value (2023)	Source of data	Frequency of reporting
R0097	Success in Testing 9 language learnt	%	Less developed region	68.10	2013	78.10	National Institute for Certified Educational Measurements	Annually
R0097	Success in Testing 9 language learnt	%	More developed region	70.37	2013	80.37	National Institute for Certified Educational Measurements	Annually
R0098	Success in natural science	%	Less developed region	49.34	2016	52.25	National Institute for Certified Educational Measurements	Annually
R0098	Success in natural science	%	More developed region	45.11	2016	51.85	National Institute for Certified Educational Measurements	Annually

### Specific objective No. 2.2.3:

#### *Increase number of students in secondary vocational schools in practical education*

In the long term, analyses and studies in the area of the quality of vocational education and preparation indicate an insufficient share of practical training within educational programmes, missing common workplaces for secondary schools and regionally significant business entities; a low level of the participation of adults in vocational education and preparation within the lifelong education, a low flexibility of the education offers, which leads to the deepening of the imbalance in the labour market and has deeper economic and social impact in society. The shift from education to employment and between jobs presents an important territorial challenge related to ensuring other public services and the quality of life. In the context of demographic changes and a higher average life expectancy, the matter of course will be longer and diverse career and as employment and a better living standard is secured among other things also through lifelong learning, adaptation to new technology and the fulfilment of the objectives within the EU 2020 Strategy.

Achieving specific objective, the IROP support is focused at material-technical equipment and an improvement of the spatial conditions in secondary vocational schools, school management centres and specialized practice centres, aimed at increasing the development of centres for vocational education and training and with the aim of increasing the quality of vocational

education and preparation, practical skills of pupils and increasing the quality of provided lifelong education for the labour market needs. Performed activities will apply the elements of inclusive education.

Priority areas for the promotion of secondary vocational education while considering the regional needs will be directed to the areas of mechanical engineering, metallurgy, building industry, furniture making and wood industry, electrical engineering and automation, ICT technology (information, network technology, information technology), chemical, automobile industry, agriculture, food industry, trade and services. These areas will be gradually supplemented with respect to the needs of the labour market in particular regions defined within regional strategies for vocational education and preparation.

The development and enhancement of key competences will be supported also in pupils with special needs at special schools, in exceptional and demonstrable cases when it is not possible to secure their inclusion. The synergy and complementarity with OP HR will be ensured. This will not affect the inclusive approach.

**Results of support from IROP:**

- Strengthening of the system of vocational education and preparation and enhancement of its attractiveness in the context of lifelong education by developing a regionally/locally specifically focused offer of education,
- Improve conditions of vocational education and training graduates for the labour market needs,
- Improve the material-technical equipment of secondary vocational schools, school management centres, vocational practice centres,
- Improve the material-technical equipment of the centres of vocational education and training,
- Creating technical conditions for inclusive education, thereby increasing the offer of education for disadvantaged groups of people,
- Creating conditions for increasing the number of students participating in the vocational training at the employer premises and joint models of further education,
- Creating conditions for providing lifelong education by bringing together a network of centres of vocational training and preparation with employers and tertiary sectors.

**Table No. 16** Result indicators for specific objective No. 2.2.3.

ID	Indicator	Measurement unit	Category of region	Baseline value	Baseline year	Target value (2023)	Source of data	Frequency of reporting
R0166	Share of pupils with vocational training and continuous practice in SVS, on the total number of pupils in SVS.	%	Less developed region	50.40	2013	50.92	Centre of Scientific Technical Information	Annually
R0166	Share of pupils with vocational training and continuous practice in SVS, on the total number of pupils in SVS	%	More developed region	38.76	2013	40.00	Centre of Scientific Technical Information	Annually

R 0 1 9 1	Share of pupils with vocational training and continuous practice in specialized practice centres and school management centres on the total number of pupils in SVS	%	Less developed region	2.18	2013	1.98	Centre of Scientific Technical Information	Annually
R 0 1 9 1	Share of pupils with vocational training and continuous practice specialized practice centres and school management centres on the total number of pupils in SVS	%	More developed region	5.32	2013	5.47	Centre of Scientific Technical Information	Annually

#### Action to be supported under the investment priority

*2.2.2.1. Description of the type and examples of actions to be supported and their expected contribution to the specific objectives including, where appropriate, the identification of main target groups, specific territories targeted and types of beneficiaries*

**Specific objective No. 2.2.1** will be achieved by implementing the following activities:

- Construction of new kindergarten facilities including the elements of inclusive education;
- Enlargement of existing capacities of kindergartens by additional building, upper extension, reconstruction, disposition change of premises;
- Construction-technical changes of existing premises and their adaptation for needs of kindergarten including elements for inclusive education (e.g. unused premises of primary schools);
- Construction-technical changes and revitalisation of kindergarten campus including playgrounds, sports facilities for children – interior and exterior with year-round operation, gardens including elements for inclusive education;
- Procurement of material-technical equipment of kindergartens;
- Increase the energy efficiency of kindergarten premises.

Beneficiaries:

- founders of the kindergartens, kindergartens

Target groups:

- kindergarten children, teachers and professional employees.

Target territory:

- the entire territory of the Slovak Republic.

**Specific objective No. 2.2.2** will be achieved by implementing the following activities:

- A.) Procurement of language classrooms for teaching Slovak and foreign languages, including Slovak language for persons growing up in a different language environment,
- B.) Procurement of school libraries including premises for further development of key competences of pupils,
- C.) Procurement of science classes,
- D.) Procurement of polytechnical classes,
- E.) Procurement of ICT classes,
- F.) Construction-technical modifications for the procurement of classrooms.

Beneficiaries:

- founders of the elementary schools, elementary schools.

Target groups:

- Pupils, teaching staff, professional staff, participants of lifelong learning.

Target territory:

- the entire territory of the Slovak Republic.

**Specific objective No. 2.2.3** will be achieved by implementing the following activities:

- Procurement and modernisation of material-technical equipment of specialized workplaces for practical education, training and professional practice, lifelong education, language classrooms, technical workshops, specialised classrooms, libraries, lecture and teaching classrooms in secondary vocational schools, centres of vocational education and training, specialised practice centres and school management centres, and related building conversions,
- Procurement and modernisation of material-technical equipment of halls of residence including construction modifications and elements of inclusive education,
- Extension, upper extension, construction modifications and reconstruction of exterior and interior premises and campuses of secondary vocational schools, centres of vocational education and training, specialised practice centres and school management centres, related, among other things, to the provision of elements for inclusive education and facilities for wider community for centres of vocational education and training,
- Creating business incubators<sup>76</sup> by extension, upper extension, construction modifications or reconstruction of internal premises of centres of vocational education and preparation and purchase of material-technical equipment for business incubators, including a high-speed internet connection and ICT<sub>2</sub>,
- Increase in energy efficiency of the buildings of secondary vocational schools, centres for vocational education and training, vocational practice centres, school management centres including halls of residence.
- support for secondary vocational schools identified in the context of the implementation of the The Catching-up Regions Initiative, which may also include the construction of vocational education and training buildings.

Beneficiaries:

- founders of the secondary vocational schools, vocational schools, secondary vocational schools, vocational schools.

Target groups:

- Pupils, teaching staff, professional staff, participants of lifelong learning.

Target territory:

- the entire territory of the Slovak Republic.

Fulfilment of specific objective No. 2.2.3 type of activity „D.“, within which the promotion of economic activity can not be excluded will be used in the relevant case state aid schemes, or de minimis aid scheme in accordance with relevant rules fully corresponding to the EU legislation as well as to other relevant Commission and SR documents on state aid<sup>77</sup>.

#### *2.2.2.2. The guiding principles for the selection of operations*

For the effectively achieving the greatest possible contribution of operations/projects to fulfil the specific objective and achieve the set results, suggested actions/projects respect the following principles:

#### **Specific objective No. 2.2.1**

Project

- Supports the integrated approach as complementary support of activities from IROP, OP HR or other OPs,
- Supports inclusive education,
- Is implemented in schools and in school facilities which are integrated into the network of schools and school facilities in compliance with the Act No.569/2003 Coll. on state administration in education and school self-government, as amended,
- Is in line with the Act No 245/2008 Coll. on education and training (the School Act), as amended,
- Is in line with currently valid State education programme,
- Contains an analysis of needs for an increase in the capacity of kindergarten.

#### **Specific objective no. 2.2.2**

Project

- Is implemented in fully organised primary schools with all classes 1.-9.,
- Supports the integrated approach as complementary support of activities from IROP and OP HR, or possibly from other OPs,
- Is targeted to support inclusive education,
- Supports lifelong learning in line with Act No. 568/2009 on lifelong education as amended,
- Is implemented in school which is integrated into the network of schools and school facilities in compliance with the Act No. 569/2003 Coll. on state administration in education and school self-government, as amended,

- Is in line with the Act No 245/2008 Coll. on education and training (the School Act), as amended,
- Is consistent with the State education programme, including the elements of inclusive education for first and second grade of primary schools,

### **Specific objective 2.2.3**

#### **Project**

- Is consistent with regional strategies for vocational education and preparation,
- Supports lifelong education in line with Act No. 568/2009 on lifelong education, as amended,
- Supports integrated approach as complementary support of activities from IROP and OP HR, or from other OPs,
- Is targeted to support inclusive education,
- Provides cooperation: school-employer-region. Contractual relationship with the employer must be declared in favour of which fields of study are taught,
- Is discussed and supported with relevant employers unions, trade and professional chambers,
- Will be favoured, if it supports the creation of new and existing centres of vocational education and training,
- Is in line with Act No. 61/2015 on vocational education and training, as amended,
- Is in compliance with the requirements of regional labour market and region's competitiveness,
- Is in compliance with State education programme for vocational education and training for relevant groups of fields of study,
- Is in line with Act No. 596/2003 Coll. on state administration in education and school self-administration, as amended,
- Is related with the RIS3 Strategy.

Principles jointly applied for energy efficiency are included in Chapter 2.4.1.2.

All principles stated above will be applied depending on the type and nature of a project.

#### *2.2.2.3. Planned use of financial instruments*

Financial instruments (FIs) may be used to support the implementation of those activities where the efficient use of funds from the European Structural and Investment Funds (ESIF), and this particular form of aid, will be demonstrated. In the case of economically-viable projects, where the return on investments or cost savings are expected, financial instruments represent a more appropriate form of support, avoiding market distortion. The financial instruments will focus on the support of those activities, which do not find financing on the market or do not find adequate financing upon which their implementation would be efficient.

The possibility of using revolving funds, while contributing to the objectives of the priority axes, belongs to the benefits of the use of financial instruments. The other benefits of the use of financial instruments include the opportunity to increase financial resources to achieve the specific objectives of the OP by the means of attracting additional capital based on an appropriate set-up of these instruments. Attracting additional capital is necessary also with

respect to the insufficient amount of funds from the ESIF to cover all investment needs in the areas concerned. Participation by private investors may also contribute towards quality improvement of project implementation, and thus additionally contribute to more efficient use of funds.

With the use of financial instruments, it will be possible to support the relevant activities with appropriate financial products (loans, guarantees, capital contributions, mezzanine funds and other). Specific activities, appropriate amount of funds and the conditions for implementing specific financial instruments, including the expected leverage of allocated ESI Funds as well as combinations with other forms of support, will be based on the ex ante assessment of financial instruments, required under Article 37(2) CPR for financial instruments in the 2014 – 2020 programming period.

#### 2.2.2.4. Planned use of major projects

This investment priority does not support any projects from the category of major projects in line with art. 100 – 103 of the Regulation (EU) No. 1303/2013 of the European Parliament and of the Council.

#### 2.2.2.5. Output indicators by investment priority and, where appropriate, by category of region

**Table No. 17** Common output indicators and output indicators specific for investment priority

ID	Indicator	Measurement unit	Fund	Category of region	Target value (2023)			Source of data	Frequency of reporting
					M	W	M+W		
00226	Number of supported pre-primary schools	number	ERDF	Less developed region	N/A	N/A	177	ITMS	Annually
00226	Number of supported pre-primary schools	number	ERDF	More developed region	N/A	N/A	25	ITMS	Annually
00227	Number of supported primary schools	number	ERDF	Less developed region	N/A	N/A	344	ITMS	Annually
00227	Number of supported primary schools	number	ERDF	More developed region	N/A	N/A	48	ITMS	Annually
0028	Number of supported classes	number	ERDF	Less developed region	N/A	N/A	922	ITMS	Annually
0028	Number of supported classes	number	ERDF	More developed region	N/A	N/A	121	ITMS	Annually
0047	Number of supported Centres of vocational education and training	number	ERDF	Less developed region	N/A	N/A	59	ITMS	Annually

O 0 1 4 7	Number of supported Centres of vocational education and training	number	ERDF	More developed region	N/A	N/A	10	ITMS	Annually
O 0 2 2 9	Number of supported SVS, SMC, SPC (no CVET)	number	ERDF	Less developed region	N/A	N/A	32	ITMS	Annually
O 0 2 2 9	Number of supported SVS, SMC, SPC (no CVET)	number	ERDF	More developed region	N/A	N/A	2	ITMS	Annually
O 0 1 4 8	Number of created business incubator in Centres of vocational education and training	number	ERDF	Less developed region	N/A	N/A	1	ITMS	Annually
O 0 1 4 8	Number of created business incubator in Centres of vocational education and training	number	ERDF	More developed region	N/A	N/A	0	ITMS	Annually
C 0 3 5	Capacity of supported education infrastructure	person	EFRR	Less developed region	N/A	N/A	140 356	ITMS	Annually
C 0 3 5	Capacity of supported education infrastructure	person	EFRR	More developed region	N/A	N/A	19 924	ITMS	Annually
C 0 3 2	Reduction of annual primary energy consumption in public buildings	kWh/year	ERDF	Less developed region	N/A	N/A	24 128 046	ITMS	Annually
C 0 3 2	Reduction of annual primary energy consumption in public buildings	kWh/year	ERDF	More developed region	N/A	N/A	4 397 7 72	ITMS	Annually
O 0 2 5 3	Number of renovated public buildings	number	ERDF	Less developed region	N/A	N/A	89	ITMS	Annually
O 0 2 5 3	Number of renovated public buildings	number	ERDF	More developed region	N/A	N/A	13	ITMS	Annually
O 0 2 2 3	Number of new public buildings	number	ERDF	Less developed region	N/A	N/A	17	ITMS	Annually
O 0 2 2 3	Number of new public buildings	number	ERDF	More developed region	N/A	N/A	3	ITMS	Annually

00224	Floor space of renovated public buildings	m2	ERDF	Less developed region	N/A	N/A	124 628	ITMS	Annually
00224	Floor space of renovated public buildings	m2	ERDF	More developed region	N/A	N/A	22 716	ITMS	Annually
00225	Floor space of new public buildings	m2	ERDF	Less developed region	N/A	N/A	17 000	ITMS	Annually
00225	Floor space of new public buildings	m2	ERDF	More developed region	N/A	N/A	3 000	ITMS	Annually
C0034	Estimated annual reduction in greenhouse gas emissions	t equiv. CO2	ERDF	Less developed region	N/A	N/A	6 370	ITMS	Annually
C0034	Estimated annual reduction in greenhouse gas emissions	t equiv. CO2	ERDF	More developed region	N/A	N/A	1 161	ITMS	Annually
C0039	Public or commercial buildings newly built or renovated in urban areas.	m2	ERDF	Less developed region	N/A	N/A	79 345*	ITMS	Annually
C0039	Public or commercial buildings newly built or renovated in urban areas.	m2	ERDF	More developed region	N/A	N/A	21 125*	ITMS	Annually

\* Area of sustainable urban development

Indicator C0037 "The population living in urban functional areas" will be calculated within the IP 2.2. The indicator includes the target population same as in the IP of 1.2 (Table no. 7)

Indicator values C0032, C0034 were set indicatively.

## Performance framework

**Table No. 18** *The performance framework of the priority axis*

Priority axis	Indicator type (Key implementation step, financial, output or, where appropriate, result indicator)	ID	Indicator or key implementation step	Measurement unit, where appropriate	Fund	Category of region	Milestone for 2018	Final target (2023)			Source of data	Explanation of relevance of indicator, where appropriate
								M	W	M+W		
2	Financial	F0002	Total amount of eligible expenditures certified by CA and submission of the payment claims to the	EUR	ERDF	Less developed region	100 000 000	N/A	N/A	779 033 879	ITMS	

			European Commission									
2	Financial	F0002	Total amount of eligible expenditures certified by CA and submission of the payment claims to the European Commission	EUR	ERDF	More developed region	16 683 363	N/A	N/A	61 088 735	ITMS	
2	Output	O0250	Capacity of supported social service facilities	Place of social service	ERDF	Less developed region	500	N/A	N/A	2 874	ITMS	
2	Output	O0250	Capacity of supported social service facilities	Place of social service	ERDF	More developed region	40	N/A	N/A	180	ITMS	
2	Output	O0228	Number of supported classrooms	number	ERDF	More developed region	35	N/A	N/A	121	ITMS	
2	Output	O0171	Capacity of supported pre-primary schools	person	ERDF	Less developed region	1 770	N/A	N/A	8 847	ITMS	
2	Output	O0171	Capacity of supported pre-primary schools	person	ERDF	More developed region	248	N/A	N/A	1 240	ITMS	
2	Output	O0168	Number of modernized acute care general hospitals	number	ERDF	Less developed region	2	N/A	N/A	28	ITMS	

### Categories of intervention

**Tables No. 19: Categories of intervention**

The explanations of codes are stated in Annex 12.4 of the IROP

Dimension 1 – Expenditure field					
Fund	EFRR		Fund	EFRR	
Category of region	Less developed region		Category of region	More developed region	
Priority axis	Code	Amount (EUR)	Priority axis	Code	Amount (EUR)
2	50	89 805 701	2	50	8 441 110
2	51	44 439 934	2	51	3 751 604
2	52	89 805 701	2	52	7 503 209
2	53	257 381 286	2	53	0
2	55	180 746 175	2	55	10 848 444

Dimension 2 – Form of financing					
Fund	EFRR		Fund	EFRR	
Category of region	Less developed region		Category of region	More developed region	
Priority axis	Code	Amount (EUR)	Priority axis	Code	Amount (EUR)
2	01	577 178 797	2	01	30 544 367
2	04	85 000 000	2	04	0

Dimension 3 – Territory type					
Fund	EFRR		Fund	EFRR	
Category of region	Less developed region		Category of region	More developed region	
Priority axis	Code	Amount (EUR)	Priority axis	Code	Amount (EUR)
2	01	210 550 723	2	01	19 695 923
2	02	252 660 869	2	02	5 158 456

2	03	198 967 205	2	03	5 689 988
---	----	-------------	---	----	-----------

<b>Dimension 4 – Territorial delivery mechanisms</b>					
Fund	EFRR		Fund	EFRR	
Category of region	Less developed region		Category of region	More developed region	
Priority axis	Code	Amount (EUR)	Priority axis	Code	Amount (EUR)
2	01	75 846 190	2	01	25 323 330
2	03	362 103 496	2	03	5 221 037
2	07	224 229 111	0	07	0

Summary of the planned use of technical assistance including, where necessary, actions to reinforce the administrative capacity of authorities involved in the management and control of the programmes and beneficiaries

N/A

## 2.3. Priority axis No. 3: Mobilizing creative potential in the regions

Priority Axis No. 3 contributes to thematic objective no. 8: Supporting sustainable employment and labour force mobility. The range of proposed measures will contribute to tackling the current needs and shortcomings in the cultural and creative sector and will have a positive impact on the assertion of creative talents in the market. Similar structural problems and needs have been identified in the area of supporting the cultural and creative sector in the Slovak regions (at the NUTS 3 level), which will be addressed through the interventions under this Priority Axis. As a result, this Priority Axis covers all categories of the Slovak regions, i.e., the Bratislava region as the region of the capital and more developed region and the seven other regions as less developed regions.

<b>ID of the priority axis</b>	
<b>Title of the priority axis</b>	

<b>The priority axis will be implemented through financial instruments</b>	Partly through SIH
<b>The priority axis will be implemented through financial instruments set up at EU level</b>	N/A
<b>The priority axis will be implemented through community-led local development</b>	N/A

### Fund, category of region and calculation basis for Union support

<b>Fund</b>	ERDF
<b>Category of region</b>	Less developed region More developed region
<b>Calculation basis (total allocation)</b>	Less developed region SR 159 772 989 More developed region SR 37 516 042
<b>Category of region for outermost regions and northern sparsely populated regions (where applicable)</b>	N/A

**2.3.1. Investment priority No. 3.1: Supporting employment-friendly growth through the development of endogenous potential as part of a territorial strategy for specific areas, including the conversion of declining industrial regions and enhancement of accessibility to, and development of, specific natural and cultural resources**

**Specific objective No 3.1:**

*Stimulating the promotion of sustainable employment and job creation in the cultural and creative industry by creating a conducive environment for the development of creative talent and non-technological innovation.*

The result of this specific objective will be the **creation of a conducive environment for the development of creative talent and non-technological innovations such as stimulating the promotion of employment and job creation in the cultural and creative industry.** Investments will be focused on the following creative industries: advertising and marketing, architecture, design, fashion design, film, TV, video, radio and photography, visual art, multimedia industry, publishing, literature and book market, music industry, scenic arts, traditional and urban crafts, arts market and antiques. This conducive environment will be based on the development potential of the cultural and creative industry in the Slovak regions

<sup>78</sup> and the necessary measures arising as a part of the integrated territorial strategies of individual regions in the Slovak Republic.

Present and future graduates of creative programmes of studies who most probably will want to find work within their specialization comprise the human potential which is the main precondition for creative activity. However, students, graduates and talented individuals in these specializations must be better **prepared for the labour market** or for **starting up businesses and their assertion in the market environment.** Most of all, they need to acquire practical experience in the development, production and sale of creative products and services and acquire business knowledge and skills. On one hand, this group of creative professionals needs to acquire actual working experience in their specialization in order to find work in a labour market which primarily rejects graduates without practice. On the other hand, they can find assertion by starting their own businesses where they need to develop, apart from their business skills, their own portfolio of products and services based on the innovations and with the use of digital technologies.

This specific objective includes particular support for creative persons, artists, talented individuals, who can be in the process of education or training, but also inactive, unemployed or long-term unemployed, MRC, free lancers and also small and medium-sized enterprises in cultural industry<sup>79</sup>, non-profit organisations in the field of CCS, public and academic sectors with the largest cultural and creative potential in the given region.

Measures will enable them to gain, under **preferential conditions, working premises, including a technological base, new skills and know-how for the implementation of innovations, new contacts, business support and access to start-up capital.** At the same time, these measures will enable social inclusion by supporting the marginalised Roma community and disadvantaged persons.

Overall, there will be a corresponding improvement in the **physical and social environment** in which creative workers and the respective institutions, such as art & design schools or

museums, will be able to collaborate effectively, create new concepts for products and services. Overall, it will enable **the professionalization of the working environment of natural persons and entities in CCS.**

**Table No. 20** Result indicators for specific objective No. 3.1

ID	Indicator	Measurement unit	Category of region	Baseline value	Baseline year	Target value (2023)	Source of data	Frequency of reporting
R0189	Total number of jobs created in the cultural and creative industry	Number	Less developed region	33 800	2014	34 396	ITMS	annually
R0189	Total number of jobs created in the cultural and creative industry	Number	More developed region	19 600	2014	19 672	ITMS	annually

Action to be supported under the investment priority

2.3.1.1. Description of the type and examples of actions to be financed and their expected contribution to the specific objectives including, where appropriate, the identification of main target groups, specific territories targeted and types of beneficiaries.

**Specific objective No. 3.1** will be achieved through the implementation of the following activities:

1) Development of creative talent, business spirit and support of non-technological innovation with the use of digital technologies will be performed by **establishing creative centres (centralised support) including local representation of creative centers (realized through financial instruments)** and support of creative activities. Creative centre (within a centralized support) will become an institution to bring organisation and business culture and will comprise of activities for example

- **Establishment of the Creative Centre and its bodies.** It will include adopting administration and coordination e.g. regulations by setting up the board of directors, executive management, advisory board etc. All constituent members will be part of the board of directors.

- **Adopting the set of rules of Creative Centre.** The creative center will agree upon fundamental rules, competences and may transform them into internal directives. These may represent internal formalization of regulations important for decision-making in the future.

- **Creation of Communication Strategy of Creative Centre.** This document will be key to secure additional and future partners of the creative centre and meeting its objectives.

The creative centre will provide for creative professionals and entities services for example:

**Services of open studio** – professional advisory consultation and documentation information centre oriented on innovation and the use of artistic and cultural creative ICT technologies. It will function in cooperation with the creative incubator and independently for external users – creative professionals.

**The services of the creative incubator** ensure the management of incubation activities, specific business counselling and pilot projects, will form the other part. This sort of platform will focus on the support of business and innovative ideas. This concerns long-term support for future creative entrepreneurs, artists, the third sector and CCS graduates with a view to market entry. In the pre-incubation phase it will be focused on the preparation of creative talents for the labour market, especially through project-based learning. The arts incubator **will further provide with space, technological equipment and management, support of creative production in order to further distribution, including artistic and business counselling and the provision of subsidies** within pilot micro projects. Specifically, the incubator will focus on the initial phase of a future enterprise; it will support innovative ideas from the inception through to the phase of “growing up” and leaving the incubator. A creative incubator will be an institution that will create an organisational and business culture, will support the development of concepts not only from the artistic aspect, but also from the business aspect. **Future entrepreneurs will learn through the principle of budgeting projects, preparing business plans, professional approaches in business, and marketing, but also very specific business principles in certain creative sectors.** A creative incubator will serve as an integrative environment for people from the field of culture, art and business.

**Services of creative accelerator** provide the management of accelerative activities, support to existing creative entrepreneurs with aim of their growth and sustainable jobs creation. **The accelerator will provide space, technological equipment and management, including artistic and commercial advice and support of creative production with a view to further distribution.**

**Networking services** - they support cross-sectoral cooperation, building capacities in the form of specific workshops for new skills and knowledge (professional, digital, business), exchange of experience and knowledge transfer, including international collaboration, organization culture and management, enhancing the attractiveness of regions for the entry of international creative talents..

**Budget-priced long-term rental of working space and technologies** - will enable professionalization and stabilization of working conditions for CCS entities with the aim of new jobs creation, synergies and collaboration among organizations and CCS enterprises.

**A specific development infrastructure** will be built within a creative centre which will incorporate spaces such as for example experimental artistic and creative zones, advisory spaces, co-working offices and artistic and production studios, workshops, studios with technological equipment (ICT, equipment of workshops such as fablab– (2D, 3D robots), laser-cut-stage equipment, DIY equipment, digital lab – multimedia equipment, sound lab – sound equipment, food lab, textile lab , etc.), seminar and conference spaces. **These professional working spaces with technological equipment** will be at disposal to talented persons and entities using incubator services, to one shot users and also to established entities in cultural and creative industries for the long-term use. Neither development of commercial touristic infrastructure will be supported nor activities focused on other industries without connection to the use of creative activities or non-technology innovations.

**Budget-priced short-term rental of working space and technologies** –enable better access to the newest modern technologies that are often financially inaccessible for CCS

entities. This service will also provide opportunities for short-term lease of working space such as for organizing various meetings, conferences or presentation **premises for CCS entities**.

**Commercial lease** – will be carried out with the aim to sustain creative centres and their services.

2) Fostering demand for creative work (*emerging talents*) (centralized support) Supporting the demand for creative work is a necessary part of the development of the cultural and creative industry and thus also employment in this sector. Drawing attention to these products and services requires **specific types of promotional activities from exhibition presentation activities of non-commercial nature**, educational activities and customer service, raising awareness of the cultural and creative industries (conferences, workshops, campaigns, parades apart from festivals and other events, without a clear connection with the activities of creative centres), targeted support for performing coordinated and the continual promotion of the results of CCS activities, with a focus on the Slovak market as well as on the international context in synergy and complementarity with the OP Research and Innovation. This will include the building of exhibition, presentation and distribution spaces.

3) Enabling access to tangible and intangible assets for SMEs in CCS with the aim of new jobs creation (decentralised support)

- **Procurement of tangible and intangible assets**<sup>80</sup> for production and innovation processes,
- **Expenditures for reconstruction, the adaptation and renovation of buildings** directly connected to the purchase of new technologies, equipment,
- **Expenditure on reconstruction, repair and restoration of buildings** (financial instruments)
- **Support for marketing activities** (workshops fees, fair fees, exhibition costs, promotion of local products and services, marketing strategies focused on local products promotion costs),
- **Rental of spaces and technologies** with the purpose of production (small-lot), innovation and distribution (out of creative centres premises),
- **Support of creative creation and production** with the purpose their distribution in order to SMEs support and jobs creation.

Support which will prepare emerging talents either for the labour market or for starting-up their own enterprise is in synergy with the community programme *Creative Europe* which is designated for experienced entities with at least a 2 year history and builds on the experience of the fundamental conditions for their functioning. *Creative Europe* focuses on the support of creative production and cooperation at the European level. It is not designed to support fundamental infrastructure conditions and business development support schemes for entities in CCS. Entities created and supported within IROP will be able to compete for support in *Creative Europe* Programme later when they “survived” beginning stages of existence. As a prevention measure, due to possible duplication in funding of the same activities from both OPs or from *Creative Europe*, a provision of ineligibility to finance activities that are or have already been covered by other EU funds in the conditions of a contract will be stipulated.

IROP is also in synergy with OP R & I, which focuses on the support of start-ups, business in the creative industry in higher development stage, market building, internationalization and the building of clusters. Supported start-up enterprises and creative centres from IROP can later

compete for support aimed at building creative clusters and broadening their competence to international markets.

Beneficiaries:

- State and public administration, local government
- Non-profit organisations, civic associations
- Natural persons who are entrepreneurs pursuant to special legal regulations – Freelance occupations - according to § 3 law No. 455/1991 Coll. about trade law. Include: article b) The use of intellectual property results by its authors (writers, inventors, musicians, drama artists, visual artists etc., and article d) under number 8 Authorized architects, authorized landscape architects and under number 10 Restorer of cultural heritage monuments and articles of visual art
- SMEs in cultural industry<sup>81</sup>
- Enterprises in the cultural industry not meeting the SMEs definition (financial instruments)

Target groups:

- Natural persons who are not entrepreneurs
- Natural persons who are entrepreneurs pursuant to special legal regulations – Freelance occupations according to § 3 law No. 455/1991 Col. about trade law (Trade Act). Include: article b) The use of intellectual property results by its authors (writers, inventors, musicians, drama artists, visual artists etc., and article d) under number 8 Authorized architects, authorized landscape architects and under number 10 Restorer of cultural heritage monuments and articles of visual art
- SMEs in cultural industry<sup>82</sup>
- Students and graduates of secondary art schools and universities/academies
- Non-profit organizations
- State administration and general and local government
- Unemployed, inactive persons, MRC with creative education or talent in this field

Target territory:

- Whole of Slovakia. Investments within the centralized support will be concentrated into Sustainable Urban Development, where the critical mass of creative talents, enterprises and prospective consumers of cultural and creative products and services is situated.

The state aid scheme or the de minimis assistance scheme will be used pursuant to relevant established regulations fully corresponding with the EU legislation and the other EC documents related to state aid in order to implement the specific objective 3.1.

#### *2.3.1.2. Guiding principles for selection of operations*

The proposed operations/projects respect the following principles to ensure efficiently the achievement of the maximum possible contribution of operations/projects to the delivery of the **specific objective No. 3.1** and to achieve the set results.

In the event of support directed in the area of existing SMEs in the cultural and creative industry, the projects (decentralized support)<sup>83</sup> will be selected based on:

- Project quality, i.e., an expert assessment of the level of potential survival of enterprise, level of innovation/product/service and the impact of project implementation with the aim to achieve employment or self-employment; expert assessors from individual professional areas will be selected to assess the quality of projects,
- Projects declaring the implementation of activities actually aimed at achieving cooperation within local production systems will receive preferential treatment,
- Projects creating jobs, which will be created directly in direct connection with the project implementation, will receive preferential treatment,
- Projects that create jobs for groups of inactive or unemployed persons and which will be created directly in connection with the project implementation, will receive preferential treatment.

In the event of support to the development of creative centres<sup>84</sup> the projects of applicants which at the time of the submission of the application are owners or long-term administrators of the physical infrastructure - building in which the planned activities will be implemented will be selected and:

- The project will be implemented via an integrated approach (physical infrastructure and soft measures) and will be based on a relevant regional integrated territorial strategy,
- Preferred will be projects focused on building of an ecosystem of creative economy in the region, which will be designed sustainably and will promote the creation and growth of micro and SMEs in the cultural and creative industries and thus also job creation,
- Preferred will be projects that declare the implementation of activities and actions aimed at achieving cooperation in the context of local production systems,
- Physical infrastructure will be created by the conversion of unused or underused buildings of cultural heritage whether cultural infrastructure or other suitable infrastructure with the aim to use endogenous resources,
- The building will incorporate new functions within the project with a view to enhancing the attractiveness of urban and rural seats (non-commercial in sense of *public art objects*, city mobiliary in the vicinity of building, etc.),
- The project applies the principle “polluter pays”.

Principles jointly applied for energy efficiency are included in Chapter 2.4.1.2.

All principles stated above will be applied depending on the type and nature of a project.

### *2.3.1.3. Planned use of financial instruments*

Financial instruments (FIs) may be used to support the implementation of those activities where the efficient use of funds from the European Structural and Investment Funds (ESIF), and this particular form of aid, will be demonstrated. In the case of economically-viable projects, where the return on investments or cost savings are expected, financial instruments represent a more appropriate form of support, avoiding market distortion. The financial instruments will focus on the support of those activities, which do not find financing on the market or do not find adequate financing upon which their implementation would be efficient.

The possibility of using revolving funds, while contributing to the objectives of the priority axes, belongs to the benefits of the use of financial instruments. The other benefits of the use of financial instruments include the opportunity to increase financial resources to achieve the specific objectives of the OP by the means of attracting additional capital based on an appropriate set-up of these instruments. Attracting additional capital is necessary also with respect to the insufficient amount of funds from the ESIF to cover all investment needs in the areas concerned. Participation by private investors may also contribute towards quality improvement of project implementation, and thus additionally contribute to more efficient use of funds.

With the use of financial instruments, it will be possible to support the relevant activities with appropriate financial products (loans, guarantees, capital contributions, mezzanine funds and other). Specific activities, appropriate amount of funds and the conditions for implementing specific financial instruments, including the expected leverage of allocated ESI Funds as well as combinations with other forms of support, will be based on the ex ante assessment of financial instruments, required under Article 37(2) CPR for financial instruments in the 2014 – 2020 programming period.

#### 2.3.1.4. Planned use of major projects

This investment priority will not support any project from the category of major projects in line with art. 100 – 103 of the Regulation (EU) No. 1303/2013 of the European Parliament and of the Council.

#### 2.3.1.5. Output indicators by investment priority and, where appropriate, by category of region

**Table No. 21** Common output indicators and output indicators specific for investment priority

ID	Indicator	Measurement unit	Fund	Category of region	Target value (2023)			Source of data	Frequency of reporting
					M	W	M+W		
O0151	Number of new creative centres established	Number	ERDF	Less developed region	N/A	N/A	5	ITMS	Annually
O0151	Number of creative centres established	Number	ERDF	More developed region	N/A	N/A	1	ITMS	Annually
O0248	Number of incubation and acceleration scheme participants	Number	ERDF	Less-developed region	N/A	N/A	588	ITMS	Annually
O0248	Number of incubation and acceleration scheme participants	Number	ERDF	More developed region	N/A	N/A	225	ITMS	Annually
CO08	Employment increase in supported enterprises	Full time equivalents	ERDF	Less developed region	N/A	N/A	883	ITMS	Annually
CO08	Employment increase in supported enterprises	Full time equivalents	ERDF	More developed region	N/A	N/A	38	ITMS	Annually
O0153	Number of activities for supporting demand	Number	ERDF	Less developed region	N/A	N/A	196	ITMS	Annually

O0153	Number of activities for supporting demand	Number	ERDF	More developed region	N/A	N/A	38	ITMS	Annually
CO01	Number of enterprises receiving the support	enterprise	ERDF	Less developed region	N/A	N/A	323	ITMS	Annually
CO01	Number of enterprises receiving the support	enterprise	ERDF	More developed region	N/A	N/A	77	ITMS	Annually
C002	Number of enterprises receiving grants	enterprise	ERDF	Less developed region	N/A	N/A	221	ITMS	Annually
C002	Number of enterprises receiving grants	enterprise	ERDF	More developed region	N/A	N/A	9	ITMS	Annually
C003	Number of enterprises receiving financial support other than grants	enterprise	ERDF	Less-developed region	N/A	N/A	14	ITMS	Annually
C005	Number of newly supported enterprises	enterprise	ERDF	Less-developed region	N/A	N/A	88	ITMS	Annually
C005	Number of newly supported enterprises	enterprise	ERDF	More developed region	N/A	N/A	68	ITMS	Annually
C0032	Reduction of annual primary energy consumption in public buildings	kWh/year	ERDF	Less developed region	N/A	N/A	9 715 862	ITMS	Annually
C0032	Reduction of annual primary energy consumption in public buildings	kWh/year	ERDF	More developed region	N/A	N/A	2 644 019	ITMS	Annually
O0253	Number of renovated public buildings	number	ERDF	Less developed region	N/A	N/A	7	ITMS	Annually
O0253	Number of renovated public buildings	number	ERDF	More developed region	N/A	N/A	2	ITMS	Annually
O0224	Floor space of renovated public buildings	m2	ERDF	Less developed region	N/A	N/A	9 807	ITMS	Annually
O0224	Floor space of renovated public buildings	m2	ERDF	More developed region	N/A	N/A	1 876	ITMS	Annually
C0034	Estimated annual reduction in greenhouse gas emissions	t equiv. CO2	ERDF	Less developed region	N/A	N/A	2 565	ITMS	Annually
C0034	Estimated annual reduction in greenhouse gas emissions	t equiv. CO2	ERDF	More developed region	N/A	N/A	698	ITMS	Annually
C0039	Public or commercial buildings newly built or renovated in urban areas	m2	ERDF	Less developed region	N/A	N/A	9 807*	ITMS	Annually
C0039	Public or commercial buildings newly built or renovated in urban areas	m2	ERDF	More developed region	N/A	N/A	1 876*	ITMS	Annually

\* Area of sustainable urban development

Indicator C0037 "The population living in urban functional areas" will be calculated within the IP 3.1. The indicator includes the target population same as in the IP of 1.2 (Table no. 7)

Indicator values C0032, C0034 were set indicatively.

Performance framework

**Table No. 22:** *The performance framework of the priority axis*

Priority axis	Indicator type (Key implementation step, financial, output or, where appropriate, result indicator)	ID	Indicator or key implementation step	Measurement unit, where appropriate	Fund	Category of region	Milestone for 2018	Final target (2023)			Source of data	Explanation of relevance of indicator, where appropriate
								M	W	M+W		
3	Financial	F0002	Total amount of eligible expenditures certified by CA and submission of the payment claims to the European Commission	EUR	ERDF	Less developed region	42 464 266	N/A	N/A	159 772 989	ITMS	
3	Financial	F0002	Total amount of eligible expenditures certified by CA and submission of the payment claims to the European Commission	EUR	ERDF	More developed region	6 400 000	N/A	N/A	37 516 042	ITMS	
3	Output	O0151	Number of new creative centres established	Creative centre	ERDF	Less developed region	0	N/A	N/A	5	ITMS	
3	Output	O0151	Number of creative centres established	Creative centre	ERDF	More developed region	0	N/A	N/A	1	ITMS	
3	Key implementation step	K0011	Number of concluded contracts for the provision of non-repayable funds for the creative center	number	ERDF	Less developed region	5	N/A	N/A	7	ITMS	
3	Key implementation step	K0011	Number of concluded contracts for the provision of non-repayable funds for the creative center	number	ERDF	More developed region	1	N/A	N/A	1	ITMS	

**Table No. 23: Categories of intervention**

Explanation of codes is included in Annex 12.4 of IROP.

Dimension 1 – Expenditure field					
Fund	EFRR		Fund	EFRR	
Category of region	Less developed region		Category of region	More developed region	
Priority axis	Code	Amount (EUR)	Priority axis	Code	Amount (EUR)
3	66	19 301 843	3	66	2 297 858
3	67	19 301 843	3	67	2 297 858
3	72	42 395 120	3	72	11 723 762
3	76	49 638 097	3	76	1 875 802
3	77	5 170 137	3	77	562 741

Dimension 2 – Form of financing					
Fund	EFRR		Fund	EFRR	
Category of region	Less developed region		Category of region	More developed region	
Priority axis	Code	Amount (EUR)	Priority axis	Code	Amount (EUR)
3	01	92 557 040	3	01	16 258 021
3	04	43 250 000	3	04	2 500 000

Dimension 3 – Territory					
Fund	EFRR		Fund	EFRR	
Category of region	Less developed region		Category of region	More developed region	
Priority axis	Code	Amount (EUR)	Priority axis	Code	Amount (EUR)
3	01	86 168 943	3	01	16 882 219
3	07	49 638 097	3	07	1 875 802

Dimension 4 – Territorial delivery mechanisms					
Fund	EFRR		Fund	EFRR	
Category of region	Less developed region		Category of region	More developed region	
Priority axis	Code	Amount (EUR)	Priority axis	Code	Amount (EUR)
3	01	86 168 943	3	01	16 882 219
3	07	49 638 097	3	07	1 875 802

Summary of the planned use of technical assistance including, where necessary, actions to reinforce the administrative capacity of authorities involved in the management and control of the programmes and beneficiaries.

N/A

## 2.4. Priority axis No. 4: Improving the Quality of Life in Regions with an Emphasis on the Environment

The Priority Axis No. 4 involves two thematic objectives, namely thematic objective no. 4 - Supporting the shift towards a low-carbon economy in all sectors, and thematic objective no. 6 - Protecting the environment and promoting resource efficiency. The spectrum of proposed measures will contribute to solving current needs and gaps in the drinking water supply and drainage and sewage waters and will have a positive impact on quality of environmental in cities and towns. In the housing sector, conditions will be created for the savings of energy for heating, by the development of the elements of green infrastructure will lead to improved environmental aspects in settlements and appropriate adaptation measures will enhance the resistance of residential environment to climate changes and reduce the vulnerability within particular sectors (areas).

<b>ID of the priority axis</b>	
<b>Title of the priority axis</b>	

<b>The priority axis will be implemented through financial instruments</b>	Partly through SIH
<b>The priority axis will be implemented through financial instruments set up at EU level</b>	N/A
<b>The priority axis will be implemented through community-led local development</b>	N/A

### Fund, category of region and calculation basis for Union support

<b>Fund</b>	ERDF
<b>Category of region</b>	Less developed region More developed region
<b>Calculation basis (total allocation)</b>	Less developed region SR 357 906 532 More developed region SR 26 576 434
<b>Category of region for outermost regions and northern sparsely populated regions (where applicable)</b>	N/A

**2.4.1. Investment priority No. 4.1: Supporting energy efficiency, smart energy management and renewable energy use in public infrastructure including in public buildings and in the housing sector**

**Specific objective No. 4.1:**

*Enhancing energy efficiency of residential buildings.*

The basic prerequisite to achieve maximum energy savings in the housing sector will be the need to focus on the completion of overall renewal of the existing residential buildings allowing their systemic (not partial) renewal beyond the cost optimum requirements specified in the Energy Performance of Buildings Directive<sup>85</sup>. At the same time, the support of innovative low-carbon technology is expected, and a systemic approach to buildings by reducing the energy demand. To reach the NZEB parameters it is necessary to work on the acceptance and determination of three consecutive criteria:

- a) Reduction of specific heat consumption for heating to the minimum.
- b) Reduction of consumption of primary energy for heating, cooling, ventilation, treatment of hot water, and lightening.
- c) Considerable coverage of total consumption of primary energy by renewable energy sources (hereinafter: "RES").<sup>86</sup>

**Results of support from IROP:**

- Reduction of energy performance of residential buildings.

**Table No. 24** Result indicators for specific objective 4.1.

ID	Indicator	Measurement unit	Category of region	Baseline value	Baseline year	Target value (2023)	Source of data	Frequency of reporting
R0169	Energy performance of residential buildings	kWh/(m <sup>2</sup> . year)	Less developed region	96.40	2013	53.00	Monitoring system of energy efficiency (SIEA)	Once in three years
R0169	Energy performance of residential buildings	kWh/(m <sup>2</sup> . year)	More developed region	96.40	2013	53.00	Monitoring system of energy efficiency (SIEA)	Once in three years

**Action to be supported under the investment priority**

*2.4.1.1. Description of the type and examples of actions to be supported and their expected contribution to the specific objectives including, where appropriate, the identification of main target groups, specific territories targeted and types of beneficiaries*

**Specific objective No. 4.1** will be achieved by implementing the following activities:

- Improving the thermal and technical properties of building structures of residential buildings (insulation of peripheral walls and roof, window replacement),

- Modernization of heating systems, including wiring and hydraulic adjustment, installation thermoregulatory valves, installation of measurement and management systems / heat consumption meters in order to reduce energy consumption,
- Upgrading lighting to reduce energy consumption,
- Modernization of elevators to reduce energy consumption,
- Eliminate system failures in residential buildings insulation to reduce energy consumption.

Beneficiaries:

- Public administration bodies, the associations of flat owners and owners of non-residential spaces, owners of the flats and non-residential premises on behalf of the administrators (final recipients).

Target groups:

- Municipalities, city districts in Bratislava and Košice, owners of flats and non-residential spaces represented by building managers and associations of flat owners and owners of non-residential spaces

Target territory:

- the entire territory of the SR.

The state aid scheme or de minimis scheme will be used to perform the specific objective no. 4.1 according to applicable determined rules fully corresponding to the European Union legislation, as well as to other European Commission documents in the area of state aid.

*2.4.1.2. Guiding principles for selection of operations*

For the effectively achieving of the greatest possible contribution of operations/projects to fulfill specific objective 4.1, specific targets for energy efficiency in public buildings and to achieve the set results, suggested actions/projects respect the following principles:

*Sector of residential buildings:*

a) Renovations of residential buildings

- Support will be provided to projects of renovation of buildings containing energy saving measures designed above the minimum requirements for energy efficiency of buildings according to generally binding legal regulations, so as to decrease the energy demand to the level of low-energy buildings, ultra-low-energy buildings and nearly zero-energy buildings;
- Small equipment for use of RES in residential buildings will be supported in the OP QE (in accordance with the principles for selections of operations in OP QE) only upon submission of an energy audit, which will draft measures taking into account the use of potential energy savings and follow-up installation of equipment for use of RES.

*Sector of public buildings:*

a) Renovations of public buildings

- Support will be provided to projects of renovation of buildings (e.g. construction and technical adjustments) containing energy saving measures designed above the minimum requirements for energy efficiency of buildings according to generally binding legal regulations, so as to decrease the energy demand to the level of low-energy buildings, ultra-low-energy buildings and nearly zero-energy buildings<sup>87</sup>.
- b) Construction of new buildings
- In the case of projects of construction of new buildings, only those projects will be supported in which a new building is designed to achieve the level of standards of low-energy buildings, ultra-low-energy buildings and nearly zero-energy buildings.
- c) Renovations and construction
- Construction of plants for use of RES on buildings will only be supported as a part of a comprehensive project for improvement of the energy efficiency of public buildings with an emphasis on minimization of negative impacts on environment protection, especially the air,
  - In the case of projects involving use of biomass:
    - Support will be provided for low emission plants in accordance with requirements of the proposed directive on restricting the emissions of certain air pollutants from medium-large combustion facilities<sup>88</sup>, or in accordance with proposed Commission regulation implementing Directive 2009/125/EC with regard to ecodesign requirements for solid fuel boilers<sup>89</sup> (in case of boilers with installed capacity or thermal input, which are not covered by these documents, extrapolated values will be used for the assessment of the requirements of low-emission installations) ecodesign directive, while devices with higher energy efficiency, will be supported.
    - It will be necessary to document meeting sustainability criteria for the use of biomass in accordance with the recommendations in the Report from the Commission to the Council and the European Parliament on sustainability requirements for the use of solid and gaseous biomass sources in electricity, heating and cooling COM(2010) 11 final<sup>90</sup>,
  - Support will be given also to projects implemented through the use of energy services, if the provided energy audit justifies such implementation.

*Common principles applied to all types of buildings:*

- Support, including to the restoration of historical buildings, will be conditioned upon furnishing an energy audit serving as basis for verification of the following factors during the evaluation process:
  - o Calculation of the planned annual savings of PES per m<sup>2</sup> of total floor area;
  - o Technical feasibility of the proposed energy saving measures;
- Comprehensive projects will be made advantageous depending on the level of saving of primary energy sources per m<sup>2</sup> of the building's total floor area;
- Support will not be provided to projects which will contain proposals for disconnection from effective Central Heat Supply Systems, or where installation of renewable energy

sources will result in increased emission of air pollutants at the affected sites above the current level;

- The projects will be bonused if in the reconstruction/construction of buildings or parts thereof measures are implemented to minimize the impact of the built environment on local climate conditions (water retention, overheating protection, etc.), e.g. in the form of green facades and roofs;
- Project in the restoration of buildings or parts thereof must meet the requirements of hygienic parameters of indoor environment (air exchange, the use of daylight and artificial lighting quality as well as the acoustic parameters of the building);
- Supported construction projects (publicly accessible premises and publicly accessible buildings) must be fully barrier-free in line with the universal designing principles – the project meets the requirements of Decree of the Ministry of Environment SR No. 532/2002 Coll.

These principles apply depending on the type and nature of the project.

**Energy savings achieved in restoration of public and residential buildings will be monitored and verified by the operator of monitoring system of energy efficiency, which is the Slovak Innovation and Energy Agency.**

#### *2.4.1.3. Planned use of financial instruments*

Financial instruments (FIs) may be used to support the implementation of those activities where the efficient use of funds from the European Structural and Investment Funds (ESIF), and this particular form of aid, will be demonstrated. In the case of economically-viable projects, where the return on investments or cost savings are expected, financial instruments represent a more appropriate form of support, avoiding market distortion. The financial instruments will focus on the support of those activities, which do not find financing on the market or do not find adequate financing upon which their implementation would be efficient.

The possibility of using revolving funds, while contributing to the objectives of the priority axes, belongs to the benefits of the use of financial instruments. The other benefits of the use of financial instruments include the opportunity to increase financial resources to achieve the specific objectives of the OP by the means of attracting additional capital based on an appropriate set-up of these instruments. Attracting additional capital is necessary also with respect to the insufficient amount of funds from the ESIF to cover all investment needs in the areas concerned. Participation by private investors may also contribute towards quality improvement of project implementation, and thus additionally contribute to more efficient use of funds.

With the use of financial instruments, it will be possible to support the relevant activities with appropriate financial products (such as loans, guarantees, capital contributions, mezzanine funds and other). Specific activities, appropriate amount of funds and the conditions for implementing specific financial instruments, including the expected leverage of allocated ESI Funds as well as combinations with other forms of support, will be based on the ex ante assessment of financial instruments, required under Article 37(2) CPR for financial instruments in the 2014 – 2020 programming period.

#### 2.4.1.4. Planned use of major projects

This investment priority will not support any project from the category of major projects in line with art. 100 – 103 of the Regulation (EU) No. 1303/2013 of the European Parliament and of the Council.

#### 2.4.1.5. Output indicators by investment priority and, where appropriate, by category of region

**Table No. 25** Common output indicators and output indicators specific for investment priority

ID	Indicator	Measurement unit	Fund	Category of region	Target value (2023)			Source of data	Frequency of reporting
					M	W	M+W		
C031	Number of households included in improved energy class	number	ERDF	Less developed region	N/A	N/A	40 341	Statistical office of the SR and ŠHDF	Annually
C031	Number of households included in improved energy class	number	ERDF	More developed region	N/A	N/A	15 433	Statistical office of the SR and ŠHDF	Annually
O0259	Annual primary energy consumption in residential buildings	kWh/year	ERDF	Less developed region	N/A	N/A	178 410 003	Monitoring system of energy efficiency (SIEA)	Annually
O0259	Annual primary energy consumption in residential buildings	kWh/year	ERDF	More developed region	N/A	N/A	17 838 347	Monitoring system of energy efficiency (SIEA)	Annually
O0255	Final energy consumption	kWh/year	ERDF	Less developed region	N/A	N/A	131 183 826	Monitoring system of energy efficiency (SIEA), ITMS	Annually
O0255	Final energy consumption	kWh/year	ERDF	More developed region	N/A	N/A	13 116 432	Monitoring system of energy efficiency (SIEA), ITMS	Annually
C034	Estimated annual reduction in greenhouse gas emissions	t equiv. of CO <sub>2</sub>	ERDF	Less developed region	N/A	N/A	47 057	Monitoring system of energy efficiency (SIEA), ITMS	Annually
C034	Estimated annual reduction in greenhouse gas emissions	t equiv. of CO <sub>2</sub>	ERDF	More developed region	N/A	N/A	4 704	Monitoring system of energy efficiency (SIEA), ITMS	Annually

**2.4.2. Investment priority No. 4.2: Investing in the water sector to meet the requirements of the Union's environmental acquis and to address needs, identified by the Member States, for investment that goes beyond those requirements**

**Specific objective No. 4.2.1:**

*Increasing the share of population with improved drinking water supply and drainage and treatment of waste waters by public sewerage without any negative impacts on the environment*

The basic conceptual material for solving activities in the treatment and disposal of wastewater is *Plan of public water supply and sewerage of the SR, as well as regional plans for public water supply and sewer development*. Framework basis for those activities as well as addressing the issues of increasing the availability of underground water sources for drinking water supply for inhabitants is *the Slovak Water Plan, which includes a plan for management of the river basin management plan of the Danube river and basin of the Vistula, Slovak Government Regulation no. 279/2011 Coll.*, which is declaring a binding part of Slovakia's Water Plan containing a program of measures to achieve environmental objectives. Since the objectives of the activities, aimed at improving people's access to drinking water through water resources, is to contribute to adaptation to the adverse effects of climate change, another concept paper on which it is based is the *SR Strategy on adaptation to adverse effects of climate change*. The document refers also to the impacts of climate changes, which can cause significant water shortages.

The specific objective is aimed to the support of activities that lead to reduction of pollution of groundwater and surface water due to lack of drainage and cleaning of waste waters and to an increase in the number of inhabitants supplied with quality drinking water by public water supply. On the existing sewerage systems we register also weaknesses to which may be included the frequent drainage of larger profiles of sewers into smaller ones as a result of additional building of supply mains in sewage plants, in which the pollution sediments, which were built as a result of grandiose forecasts for town development, etc.

From the aspect of the quality of water supply system we have registered shortcomings in the water pipe network; breakdowns in water feeds and water pipe networks are frequent, which negatively affects the continuity of the water supply to the consumers and the development of water losses. There are also increased requirements on the modernizing of water treatment plants and the improvement of the water treatment process.

**Results of support from IROP:**

- Providing smooth supplies of drinking water for the population through the reconstruction of water supplies, water-supply networks, objects and facilities of public water supply,
- Increased share of population with improved drinking water supply from public water supply,
- Prevention of adverse effects of uncleaned waste waters on the environment and on the health (through separating the drainage of waste waters from rain-waters), by developing public sewerage systems and sewage treatment plants in selected municipalities,

- Increased share of population connected to public sewerage,
- Improving conditions and access to drinking water for inhabitants in regions with a drinking water deficit, where the water supply does not meet the requirements for drinking water, in terms of integrated water resources management by the Slovak Water Plan, in order to avoid deterioration of the status of other water sources,
- Enhancing the quality of supplied drinking water and improving protection of existing water sources.

**Table No. 27** Result indicators for specific objective No. 4.2.1.

ID	Indicator	Measurement unit	Category of region	Baseline value	Baseline year	Target value (2023)	Source of data	Frequency of reporting
R0120	Population connected to wastewater collection and treatment system	person	Less developed region	3 301 000	2012	3 851 955	ME SR (Water management in the Slovak Republic –The environmental status report of the Slovak republic)	Annually
R0003	Population connected to drinking public water supply	person	Less developed region	4 707 000	2012	4 850 000	Statistical Office SR,	Annually

Action to be supported under the investment priority

*2.4.2.1. Description of the type and examples of actions to be financed and their expected contribution to the specific objectives including, where appropriate, the identification of main target groups, specific territories targeted and types of beneficiaries*

**Specific objective No. 4.2.1** will be achieved by implementing the following activities:

- Reconstruction of water feeds, water supply systems, objects and facilities of public water supply in municipalities, except in cases of intensification and modernization of surface water treatment plants for large capacity water sources which are the subject of support under OP QE,
- Reconstruction of sewage systems, objects and facilities of public sewage systems in municipalities from 1000 inhabitants,
- Building of public water supply systems, except in cases of their simultaneous building with the building of public sewage systems in agglomerations above 2 000 population equivalent (p. e.) pursuant to the updated National Programme of the SR for implementing Council Directive 91/271/EEC,
- Building of sewage systems and building and reconstruction of wastewater treatment plants in agglomerations below 2 000 p. e. for municipalities from 1,000 to 2,000 inhabitants and in municipalities with more than 2 000 inhabitants, which are not part of agglomerations of more than 2 000 EO supported by OP QE, except for municipalities with collecting system built at least for 80% of the whole present agglomeration or agglomerations below 2 000 p. e., which interfere with the protected water management areas, in which are high-density groundwater resources, wherein has not been identified good water status or body of water has been identified as being at risk,

- Reconstruction of existing water sources of groundwater while ensuring compliance with the requirements for their qualitative and quantitative protection,
- Intensification (in limited cases, leading to an extended capacity) of existing water resources taking into account the quantitative status of the water body while ensuring compliance with the requirements for the qualitative and quantitative protection,
- Construction of new water sources of groundwater in limited cases where it is not technically and/or economically efficient to supply inhabitants with drinking water from existing water systems in their balance sheet nearby.

**The building of sewage systems and building or reconstruction of wastewater treatment plants** will be supported **in agglomerations below 2 000 p. e., in municipalities from 1,000 to 2,000 inhabitants** and in municipalities with more than 2 000 inhabitants, which are not part of agglomerations of more than 2 000 EO supported by OP QE. Activities:

- for the construction of wastewater treatment plants where there is already developed sewage network for at least 80% of the whole present agglomeration
- for the construction of the sewage network and wastewater treatment plant in protected water management areas in which are high-density groundwater resources, wherein has not been identified good water status or body of water has been identified as being at risk,

will be subject of the support from the OP QE.

Besides agglomerations above 2 000 p. e. it is necessary to ensure improvement of the collection, treatment and discharge of urban waste water also in the municipalities below 2 000 p. e., Within the given size category of communities from 1000 to 2000 inhabitants we register 162 municipalities that do not have sewer system or wastewater treatment plant and 34 municipalities without a sewer system or WWTP (Annex No. 12.31).

The support of construction of sewerage systems through IROP thus together with activities of OP QE (investment priority 2 of Priority axis 1) complementarily contributes to the accomplishment of *Water Framework Directive (2000/60/EC)* objectives. **Reconstruction of sewer networks will be supported within the municipalities from 1000 inhabitants.**

In terms of support for water resources **preference will be given to projects of reconstruction of existing water sources prior to the construction of new water sources.** Projects for the construction of new water sources will be implemented in groundwater bodies that are at least in a good condition, while the implementation of eligible activities cannot lead to a deterioration of quantitative status of groundwater. The implementation of projects for construction of new water sources will be justified, if it is not technically and / or economically efficient to supply the inhabitants with drinking water from existing water systems in their proven area of reach. **The proposed intensification and use of new water sources from underground waters cannot lead to the deterioration of the bodies of water affected. Both relevant activities can only be justified on the basis of an analysis under the relevant river basin management plan.**

When considering the possibilities of using new sources of groundwater, it should be based on an assessment of the quantitative status of groundwater bodies, which resulted from the requirements of the Water Framework Directive 2000/60/EC. The directive established as a

basic indicator steady regime of groundwater level or richness of source and extended the evaluation process by the following test criteria - balancing the amount of groundwater, assessment of changes in regime of the groundwater, assessment of impact of groundwater abstractions on terrestrial ecosystems dependent on groundwater, and the like. Based on the assessment there were identified groundwater bodies at poor quantitative status, for which the Slovak Water Plan proposed such measures as the regulation of abstraction, integrated water resources management and other measures.

In the case of a pilot measure within the framework of the Initiative for the catching-up regions (CuRI), all municipalities in the district of Snina will be eligible for support from the IROP, regardless of their size category, taking into account the appropriate water resources. The specific conditions for granting the contribution will be set out in the relevant call.

Beneficiaries for specific objective No. **4.2.1**:

- Public sector (municipalities, associations of municipalities),
- Public water supply system owners and/or public sewerage systems owners under the Law on Public Water Supply and Sewerage,
- Legal entities eligible for doing business in the area of public water supply systems and/or public sewerage systems defined in the Law on Public Water Supply and Sewerage.

Target groups for specific objective No. **4.2.1**:

- The population of SR and other subjects (i.e. drinking water consumers) operating in the territory of a given project and producers of municipal wastewater operating in the territory of a given project).

Target territory for specific objective No. **4.2.1**:

- the entire territory of the SR except for the Bratislava region.

#### *2.4.2.2. The guiding principles for the selection of operations*

For the effectively achieving the greatest possible contribution of operations / projects to fulfil **specific objective no. 4.2.1** and achieve the set results, suggested actions / projects respect the following principles:

- Projects will receive support in line with the Plan of development of public water distribution systems and public sewerage systems in the Slovak Republic and relevant regional plans for development of public water distribution systems and public sewerage systems;
- Implementation of the project must result in more efficient processing of urban waste water and/or increased number of newly connected producers to public sewer system and/or an increase in the population with drainage of wastewater on the required technical level;
- Priority will be given to projects for the reconstruction of existing water sources over building new water sources;
- Support of projects for the construction of new water supply sources of groundwater shall be authorized only on condition that they are implemented in groundwater bodies with at least good condition;

- Support of projects for the construction of new water supply sources of groundwater shall be authorized only on condition that the new water sources will not have a negative impact on the quantitative status of groundwater and its use will be ensured for supplying the municipal population with drinking water from public water supply;
- The condition for the eligibility of the project of building a new water source will be a demonstration of the amount of water deficit or the need to remove the health risk resulting from poor quality water provided by individual sources;
- Projects for construction of new water sources will be supported only, if it is not technically and / or economically efficient to supply inhabitants with drinking water from existing water systems in their area of reach.

#### *2.4.2.3. The planned use of financial instruments*

Financial instruments (FIs) may be used to support the implementation of those activities where the efficient use of funds from the European Structural and Investment Funds (ESIF), and this particular form of aid, will be demonstrated. In the case of economically-viable projects, where the return on investments or cost savings are expected, financial instruments represent a more appropriate form of support, avoiding market distortion. The financial instruments will focus on the support of those activities, which do not find financing on the market or do not find adequate financing upon which their implementation would be efficient.

The possibility of using revolving funds, while contributing to the objectives of the priority axes, belongs to the benefits of the use of financial instruments. The other benefits of the use of financial instruments include the opportunity to increase financial resources to achieve the specific objectives of the OP by the means of attracting additional capital based on an appropriate set-up of these instruments. Attracting additional capital is necessary also with respect to the insufficient amount of funds from the ESIF to cover all investment needs in the areas concerned. Participation by private investors may also contribute towards quality improvement of project implementation, and thus additionally contribute to more efficient use of funds.

With the use of financial instruments, it will be possible to support the relevant activities with appropriate financial products (such as loans, guarantees, capital contributions, mezzanine funds and other). Specific activities, appropriate amount of funds and the conditions for implementing specific financial instruments, including the expected leverage of allocated ESIF Funds as well as combinations with other forms of support, will be based on the ex ante assessment of financial instruments, required under Article 37(2) CPR for financial instruments in the 2014 – 2020 programming period.

#### *2.4.2.4. The planned use of major projects*

This investment priority will not support any project from the category of major projects in line with art. 100 – 103 of the Regulation (EU) No. 1303/2013 of the European Parliament and of the Council.

#### *2.4.2.5. Output indicators by investment priority and, where appropriate, by category of region*

**Table No. 28** Common output indicators and output indicators specific for investment priority

ID	Indicator	Measurement unit	Fund	Category of region	Target value (2023)			Source of data	Frequency of reporting
					M	W	M+W		
C019	Increased population with improved urban waste water treatment	p. e.	ERDF	Less developed region	N/A	N/A	11 153	ITMS	Annually
C018	Increased population with improved supply of drinking water	population	ERDF	Less developed region	N/A	N/A	9 510	ITMS	Annually

Indicator C0037 "The population living in urban functional areas" will be calculated within the IP 4.2. The indicator includes the target population same as in the IP 1.2 (table no. 7)

**2.4.3. Investment priority No. 4.3: Taking actions to improve the urban environment, to revitalize cities, regenerate and decontaminate brownfield sites (including conversion areas), reduce air pollution and promote noise-reduction measures**

**Specific objective No. 4.3.1:**

*Improving the environmental aspects of urban and metropolitan areas through the construction of green infrastructure elements and through the adaptation of urban environment to the climate change as well as the introduction of system elements reducing air pollution and noise.*

The construction of green infrastructure (GI) elements, as well as the introduction of system elements reducing air pollution and noise represents a significant aspect especially for urban areas in which a substantial share of economic activities is concentrated. GI elements in large cities provide advantages for the health of the population, such as clean air and better water quality. The implementation of GI elements also brings physical, psychological, emotional and social and economic benefits for the individual and society by connecting health-recreational and ecological-stabilizing functions. The possibilities for connecting urban and rural areas and the creation of pleasant living and working places are achieved. All measures in the area of green infrastructure should lead towards the efficient and sustainable use of the landscape. In the urban environment it is especially necessary to integrate GI elements and grey infrastructure elements that aim at sustainable rain water management.

Investments in GI are significant from the economic aspect as they preserve the ability of nature to provide benefits, so called ecosystem services. Ecosystem services are benefits which people draw from ecosystems and which affect prosperity and living standards. Mutual links and relations are created between people and ecosystems. *“Ecosystem services contribute to human welfare through the provision of food, water, wood, stable climate, the prevention of disasters, leisure time activities and spiritual values”.*

Adaptation measures<sup>91</sup> in the urbanized environment present the precondition for the quality of life in a changing climate. With appropriate mechanisms an increase in the resistance of residential environment to adverse climate effects will be reached (e.g. effect by reducing urban temperature islands, etc.), including higher resistance of settlements to expected

challenges of further trend of society (through nature and landscape protection, etc.), and the provision of necessary information and tools which will facilitate the entire decision-making process and the residential management. The adaptation of urbanized environment is the strategic objective in the Europe 2020 Strategy, EU Strategy on Adaptation to Climate Change, the European Commission Strategy on Green Infrastructure, and the Communication from the Commission to the Council and the European Parliament on Thematic Strategy on the Urban Environment<sup>92</sup> and the Slovak Strategy of Adaptation to Adverse Effects of Climate Change.

Measures within specific target 4.3.1 can have the character of:

- “Green” (application of vegetation) and “blue” (application of water elements) infrastructure,
- “Soft” non-infrastructure approaches (e.g., information and educational activities, subsidy policy, etc.).

#### **Results of support from IROP:**

- Improving the air quality, strengthening the ecological stability and improving the residential environment through the development of elements of green infrastructure in cities and introducing systemic elements of reducing air pollution and noise,
- Reducing the vulnerability of landscape by climate risks through adaptation measures,
- The development of adaptation capacity - the development of information supporting social structures and supportive administration,
- Improving life quality of residents in housing estates by regeneration of inner blocks.

**Table No. 29** Result indicators for specific objective No. 4.3.1

ID	Indicator	Measurement unit	Category of region	Baseline value	Baseline year	Target value (2023)	Source of data	Frequency of reporting
R0105	Share of green infrastructure in total area of towns and cities	%	Less developed region	3.0	2013	3.1	MARD SR	Annually

#### Action to be supported under the investment priority

*2.4.3.1. Description of the type and examples of actions to be supported and their expected contribution to the specific objectives including, where appropriate, the identification of main target groups, specific territories targeted and types of beneficiaries.*

**Specific objective No. 4.3.1** will be achieved by implementing the following activities:

- Measures to reduce noise in urban areas: noise action plans beyond EU legislation, the detailed noise maps for loaded housing estates, noise walls and barriers, anti-noise planting protection, noise insulation for noise source or vibrations;
- Measures to reduce air pollution: preparation of conceptual documents for the purpose of the proposal for the implementation of systemic measures to reduce air pollution (e.g. documentation for definition of low emission zones in cities, etc.);

- Natural landscape elements such as small water streams, forest islands, live fences, which can serve as eco-corridors, or stepping stones for free-living organisms;
- Urban elements such as small infrastructure elements of urban design, green parks, green walls and green roofs, which provide an environment for the biodiversity and allow the functioning of ecosystems, and the provision of services by linking urban, suburban and rural areas;
- Activities in the field of traffic infrastructure: green corridors along cyclist routes, the so-called greenways (alleys, live fences, hedges) with respect to supporting the biodiversity, which not only connect the town and its background, but also allow comfortable and pleasant transport within the town, green walls on anti-noise screens, central vegetation strips;
- Greening the cities (planting and regeneration of green insulation separating residential areas from industrial buildings, commercial resorts or busy traffic corridors);
- In the regions with increasing precipitation amount and rain spell, the introduction of special collecting systems for waste and rain water - collect rain waters in the form of downpipes and terrace pipes directing waters into the surface drainage system for the collection of rain water and drain collected water into charging basins and collecting lakes, rain gardens, the development of vegetation roofs;
- Multifunctional zones where the use of such landscape is preferred which helps preserve or renew health ecosystems with high biodiversity, against other incompatible activities;
- Construction of storm water tanks and pre-purification of rain waters (large parks or transport, industrial and commercial areas), cooling corridors in an urbanized environment;
- Regeneration of the inner block of housing estates with the application of ecological principles of creation and protection of vegetation.

Depending on the specific project there should be implemented measures that reflect the following general aspects in relation to the settlement environment:

- Introduce procedures of sustainable management of rainfall waters in the form of reducing the share of impermeable surfaces - in concourses in the town and in car parks leave permeable surfaces to the maximum possible extent (grass pavers, paving in sand bedding, etc.);
- In the management and maintenance of greenery, apply gardening technology developed to save water and re-assess intensity classes of greenery maintenance in order to manage the greenery which is friendly to the nature;
- Adapt the selection of skeleton tree species for planting in settlements to expected increase in the temperature and a shift of vegetation altitudinal zone, increase the diversification of species and age structure of tree species, to a greater extent plant also short-term tree species, in the plant-cover and also as the target tree species;
- In close proximity to residential areas in urban residential areas and municipalities adapt to maintenance management and species composition of public green to medico-sanitary standards of air quality with regard to the allergens.

Beneficiaries:

- Municipalities, higher territorial units, non-governmental organizations and citizens' associations, the state sector, the university sector, Slovak Road Administration, the

operators/managers of roads (National Motorway Company), owners of flats and non-residential spaces.

Target groups:

- The inhabitants of towns and municipalities.

Target territory:

- The territory defined for activities of sustainable urban development under Chapter 4 An integrated approach to territorial development, except for urban functional area in the Bratislava region,
- For the activity of inner blocks regeneration in housing estates the whole territory of Slovakia is the target territory, except for Bratislava region.

#### *2.4.3.2. The guiding principles for the selection of operations*

For the effectively achieving the greatest possible contribution of operations/projects to fulfil the specific objective 4.3.1 and achieve the set results, the suggested operations/projects should respect the following principles:

- Projects for planting and regenerating isolation vegetation in places other than those defined for this purpose in valid land use planning documentation (in valid land use plan) are not eligible;
- Supported construction projects (publicly accessible premises and publicly accessible buildings) must be fully barrier-free in line with the universal designing principles – the project meets the requirements of Decree of the Ministry of Environment SR No. 532/2002 Coll.;
- Priority will be given to projects with greater impact on the population (housing estates, etc.)
- Project takes into account choosing the right vegetation as well as the problem of disposal of rainwater and also has a measurable impact on the reduction of noise and dust load of population.

#### *2.4.3.3. The planned use of financial instruments*

Financial instruments (FIs) may be used to support the implementation of those activities where the efficient use of funds from the European Structural and Investment Funds (ESIF), and this particular form of aid, will be demonstrated. In the case of economically-viable projects, where the return on investments or cost savings are expected, financial instruments represent a more appropriate form of support, avoiding market distortion. The financial instruments will focus on the support of those activities, which do not find financing on the market or do not find adequate financing upon which their implementation would be efficient.

The possibility of using revolving funds, while contributing to the objectives of the priority axes, belongs to the benefits of the use of financial instruments. The other benefits of the use of financial instruments include the opportunity to increase financial resources to achieve the specific objectives of the OP by the means of attracting additional capital based on an appropriate set-up of these instruments. Attracting additional capital is necessary also with

respect to the insufficient amount of funds from the ESIF to cover all investment needs in the areas concerned. Participation by private investors may also contribute towards quality improvement of project implementation, and thus additionally contribute to more efficient use of funds.

With the use of financial instruments, it will be possible to support the relevant activities with appropriate financial products (loans, guarantees, capital contributions, mezzanine funds and other). Specific activities, appropriate amount of funds and the conditions for implementing specific financial instruments, including the expected leverage of allocated ESI Funds as well as combinations with other forms of support, will be based on the ex ante assessment of financial instruments, required under Article 37(2) CPR for financial instruments in the 2014 – 2020 programming period.

#### 2.4.3.4. The planned use of major projects

This investment priority will not support any project from the category of major projects in line with art. 100 – 103 of the Regulation (EU) No. 1303/2013 of the European Parliament and of the Council.

#### 2.4.3.5. Output indicators by investment priority and, where appropriate, by category of region

**Table No. 31** Common output indicators and output indicators specific for investment priority

ID	Indicator	Measurement unit	Fund	Category of region	Target value (2023)			Source of data	Frequency of reporting
					M	W	M+W		
O0155	Number of built green infrastructure elements	number	ERDF	Less developed region	N/A	N/A	385	ITMS	Annually
O0157	Capacity for detention of rainwater in settlements	m <sup>3</sup>	ERDF	Less developed region	N/A	N/A	71 810	ITMS	Annually
C038	Created or restored open spaces in urban areas*	m <sup>2</sup>	ERDF	Less developed region	N/A	N/A	125 300	ITMS	Annually
O0256	Revitalized open spaces of inner block outside of SUD	m <sup>2</sup>	ERDF	Less developed region	N/A	N/A	289 900	ITMS	Annually
O0239	Number of measures introduced to reduce noise	number	ERDF	Less developed region	N/A	N/A	91	ITMS	Annually

Indicator C0037 "The population living in urban functional areas" for the less developed region will be counted under the IP 4.3 Indicator includes a target population of the less developed regions same as in the IP of 1.2 (Table no. 7)

\* The indicator covers SUD territory only

### Performance framework

**Table No. 32: Performance framework of the priority axis**

Priority axis	Indicator type (Implementation step, financial, output or, where appropriate, result indicator)	ID	Indicator or key implementation step	Measurement unit, where appropriate	Fund	Category of region	Milestone for 2018	Final target (2023)			Source of data	Explanation of relevance of indicator, where appropriate
								M	W	M+W		
4	Financial	F0002	Total amount of eligible expenditures certified by CA and submission of the payment claims to the European Commission	EUR	ERDF	Less developed region	78 904 073	N/A	N/A	357 906 532	ITMS	
4	Financial	F0002	Total amount of eligible expenditures certified by CA and submission of the payment claims to the European Commission	EUR	ERDF	More developed region	9 961 782	N/A	N/A	26 576 434	ITMS	
4	Output	O0259	Annual primary energy consumption in residential buildings	kWh/year	ERDF	Less developed region	212 500	N/A	N/A	178 410 003	Monitoring system of energy efficiency (SIEA), ITMS	
4	Output	O0259	Annual primary energy consumption in residential buildings	kWh/year	ERDF	More developed region	0	N/A	N/A	17 838 347	Monitoring system of energy efficiency (SIEA), ITMS	
4	Implementation step	K0020	Number of signed financing contracts	number	ERDF	More developed region	2	N/A	N/A	2	ITMS	

Categories of intervention

**Table No. 33: Categories of intervention**

Explanations of codes are stated in Annex 12.4 of IROP.

Dimension 1 - Expenditure field					
Fund	ERDF		Fond	EFRR	
Category of region	Less developed region		Category of region	More developed region	
Priority axis	Code	Amount (EUR)	Priority axis	Code	Amount (EUR)
4	14	188 816 621	4	14	13 288 217
4	20	34 467 927	4	20	0
4	22	47 955 378	4	22	0
4	85	32 980 608	4	85	0

Dimension 2 - Form of financing					
Fund	ERDF		Fund	ERDF	
Category of region	Less developed region		Category of region	More developed region	
Priority axis	Code	Amount (EUR)	Priority axis	Code	Amount (EUR)
4	01	115 403 913	4	01	0
4	04	188 816 621	4	04	13 288 217

Dimension 3 - Territory					
Fund	ERDF		Fund	ERDF	
Category of region	Less developed region		Category of region	More developed region	
Priority axis	Code	Amount (EUR)	Priority axis	Code	Amount (EUR)
4	01	39 196 097	4	01	0
4	02	34 398 646	4	02	0
4	03	41 809 170	4	03	0
4	07	188 816 621	4	07	13 288 217

Dimension 4 - Territorial delivery mechanisms					
Fund	ERDF		Fund	ERDF	
Category of region	Less developed region		Category of region	More developed region	
Priority axis	Code	Amount (EUR)	Priority axis	Code	Amount (EUR)
4	01	30 050 341	4	01	0
4	03	85 353 572	4	03	0
4	07	188 816 621	4	07	13 288 217

Summary of the planned use of technical assistance including, where appropriate, actions to reinforce the administrative capacity of authorities involved in the management and control of the programmes and beneficiaries

N/A

## 2.5. Priority axis No. 5: Community-Led Local Development

Priority Axis No. 5 contributes to thematic objective No. 9 Promoting social inclusion and combating poverty and any discrimination. Interventions carried out through the community-led local development complementarily contribute to thematic objectives No. 1, No. 2, No. 3, No. 4, No. 6, No. 7, No. 8 and No. 10. In the area of the support of community-led local development, all Slovak regions (on the level of NUTS 3) report similar structural problems and needs, to the handling of which the interventions of this priority axis will contribute. For such reason this priority axis covers all categories of Slovak regions, i.e. the Bratislava region as the region of the capital city as a more developed region, and the other 7 regions as less developed regions.

<b>ID of the priority axis</b>	
<b>Title of the priority axis</b>	

<b>The priority axis will be implemented through financial instruments</b>	N/A
<b>The priority axis will be implemented through financial instruments set up at EU level</b>	N/A
<b>The priority axis will be implemented through community-led local development</b>	yes

### Fund, category of region and calculation basis for Union support

<b>Fund</b>	ERDF
<b>Category of region</b>	Less developed region More developed region
<b>Calculation basis (total allocation)</b>	Less developed region of the SR 92 817 814 More developed region of the SR 1 563 170
<b>Category of region for outermost regions and northern sparsely populated regions (where applicable)</b>	N/A

## **2.5.1. Investment priority No. 5.1: Undertaking investments in the context of community- led local development strategies**

### **Specific objective No. 5.1.1:**

#### *Increase employment at local level by development of entrepreneurs and innovations*

Sustainable development of rural areas is linked to dealing with employment in rural areas. A drop of employment in the primary and secondary sector is typical for the recent rural employment, just like in the whole national economy of SR. On the contrary, the development of employment in the tertiary sector indicates more dynamic growth of employment in rural areas in comparison with the trend of the whole Slovak economy. Thus in rural areas, employment in the tertiary sector has a considerable growth potential. In the field of employment and social cohesion, problematic areas are in particular the total unemployment rate, long-term unemployment, employment of elderly workers and the members of marginalized Roma communities.

Rural regions are also characterized by a gradual and continuous growth of entrepreneurs (self-employed persons), and thus by a growth of share of the total number of entrepreneurs in SR. On the contrary, as to the dynamics of the growth of business entities as legal entities, it is lower in rural areas than in towns and cities, which can be explained as a result of lower economic strength and lower infrastructure in rural areas. Slovakia has a marked potential for the development of rural tourism, in particular connected with the use of natural and historical potential of the territory. An irreplaceable role in rural development still play business entities situated in the rural settlement. Prerequisites for the maintenance of rural employment consist in the mitigation of the present trend of the reduction of job opportunities in primary agricultural production, however, for the strengthening of the economic and social viability of rural areas, the diversification of economic activities, the development of services, and the strengthening of investments in local infrastructure, is necessary. A key challenge on the local level in a combination with the development of business is social innovation as the development and the implementation of new ideas.

Support from IROP, oriented on the labour market in the local context, will concentrate on the development and growth of sustainable jobs regardless of the sector or industry, including green technologies, except promoting such investments in the primary agricultural production, investments in processing, development and launching of agricultural products and food products on the market, and investments in forest technology, which are the subject of RDP subsidy, or in the event of promotion of entities generating revenues from agricultural, aquacultural or forest activity exceeding 30% of their total revenues.

The specific objective will ensure activities of local public private partnerships, institutionalised in the form of local action groups (hereinafter "LAS") by the support of running costs.

#### **Results of support from IROP:**

- Efficient operation of LAGs, promotion and implementation of CLLD strategies,
- Improvement of the use of economic potential of rural areas through the restructuring of rural economy and introduction of innovations,
- Creation of jobs and economic growth,
- Creation of new community services and undertakings,

- Improvement of employment and access to new forms of business and new jobs,
- Reduction of dependence of rural population on the income from primary economic activity, in particular in the agriculture, towards employment in non-agricultural industries, e.g. the sector of services,
- Reduction of the risk of poverty and social exclusion.

**Table No. 34:** Result indicators for specific objective No. 5.1.1

ID	Indicator	Measurement Unit	Category of region	Baseline Value	Baseline Year	Target Value (2023)	Source of Data	Frequency of reporting
R0190	Employment share in micro and small enterprises up to 49 employees and self-employed persons in the total number of jobs in micro and small enterprises up to 49 employees and self-employed persons in the sectors falling outside the support of the Rural Development Programme 2014-2020	%	Less developed region	92.08	2015	92.46	ITMS	Annually
R0190	Employment share in micro and small enterprises up to 49 employees and self-employed persons in the total number of jobs in micro and small enterprises up to 49 employees and self-employed persons in the sectors falling outside the support of the Rural Development Programme 2014-2020	%	More developed region	96.97	2015	97.10	ITMS	Annually

### Specific objective No. 5.1.2

#### *Improvement of sustainable relations between rural development centres and their background in public services and in public infrastructures*

Demographic, social and economic relations exist between the town and the countryside, including the linkages of infrastructures for an access to public services. They are mainly linkages between the urban and rural environments, resulting from the transport of goods, movements to and from work, educational services, healthcare services, water and waste management, economic transactions, an access to natural resources, as well as from the culture and recreational activities. In the conditions of Slovak rural regions and of community-led local development it applies mainly to linkages between small and medium-sized towns as rural development centres and the surrounding facilities of municipalities. The support from IROP within this specific objective will be directed to creating preconditions for addressing the relations between towns and the countryside in the field of promotion of public infrastructure and of public services.

## Results of support from IROP:

- Enhancement of the quality of life in rural regions;
- Development of urban-rural relations;
- Development of public services.

**Table No. 35** Result indicators for specific objective No. 5.1.2

ID	Indicator	Measurement Unit	Category of region	Baseline Value	Baseline Year	Target Value (2023)	Source of Data	Frequency of reporting
R0110	Rural and urban population with improved infrastructure and access to public services	Inhabitant	Less developed region	606 961	2013	950 000	MARD SR	Annually
R0110	Rural and urban population with improved infrastructure and access to public services	Inhabitant	More developed region	10 087	2013	50 000	MARD SR	Annually

### Action to be supported under the investment priority

*2.5.1.1. Description of the type and examples of actions to be financed and their expected contribution to the specific objectives including, where appropriate, the identification of main target groups, specific territories targeted and types of beneficiaries.*

**Specific objective No. 5.1.1** will be achieved by implementing the following activities:

- Financing of LAG's operating cost associated with the management of CLLD strategies:
  - A.) Personnel and administrative costs of LAG (operating, personnel, costs of office equipment, insurance),
  - B.) Education of LAG employees and members (training, conferences, seminars, workshops etc. except training for project presenters), participating in preparation and implementation of CLLD strategies,
  - C.) Cost of publicity and networking: participation of LAG employees and members in meetings with other LAGs, including meetings of national and European networks, as well as membership costs in regional, national and European LAGs networks,
  - D.) Financial cost (e.g. bank fees),
  - E.) Costs spent on the monitoring, evaluation and revision of CLLD strategies (on the level of LAG).
- Creation of new and support of existing micro and small enterprises, self-employed persons, cooperatives,
  - A.) Procurement of tangible assets for the purposes of jobs creation,
  - B.) Necessary construction-technical modifications related to location of procured technologies and/or providing of new services,
  - C.) Support of marketing activities,
  - D.) Support of local production-consumer chains, networking on the level of local economy and experience sharing,

The state aid scheme or de minimis scheme will be used to perform the specific objective no. 5.1.1 according to applicable determined rules fully corresponding to the European Union legislation, as well as to other European Commission documents in the area of state aid.

**Specific objective No. 5.1.2** will be achieved by implementing the following activities:

**A.)** Development of basic infrastructure in areas:

a. Traffic connection and availability of settlements:

- I. Construction, modernization, reconstruction of stops, stations, parking lots, on routes connecting towns/villages and villages/towns,
- II. Development of elements and support of measures to enhance safety of traffic in villages/towns,
- III. Purchase of vehicles to ensure common transport of passengers including the vehicles adapted to persons with reduced mobility and orientation,
- IV. Establishment, renewal and construction of cycling routes providing transport for persons to and from work or to public services (e.g., routes leading to train and bus stops and stations in towns and villages), including investments in accessory cycling infrastructure including rest places, sheltered cycle parks, charging stations for electric bicycles, etc.,

b. Social services and community services:

- V. Establishment of new or reconstruction and modernization of existing facilities to provide community social services including material and technical equipment,
- VI. Improvement of quality and capacity of community social services,
- VII. Development of field and ambulatory social services,
- VIII. Infrastructure of community centres,

c. Education infrastructure:

- IX. Development, modernization of classrooms, laboratories, language class room in primary schools,
- X. Quality Improvement and extension of pre-primary schools,

d. Construction and renewal of urban/village marketplaces for promotion of local producers,

**B.)** Reconstruction of water supply networks, objects and equipment of public water supply in agglomerations up to 2 000 PE,

**C.)** Reconstruction of sewage systems, objects and facilities of public sewage systems in municipalities in agglomerations up to 2 000 PE,

**D.)** Building of public water supply systems, except in cases of their simultaneous building with the building of public sewage systems in agglomerations up to 2 000 PE pursuant to the updated National Programme of the SR for implementing Council Directive 91/271/EEC,

**E.)** Building and reconstruction of public sewage systems and building and reconstruction of wastewater treatment plants in agglomerations up to 2 000 PE in villages from 1,000 to 2,000 inhabitants and in municipalities with more than 2,000 inhabitants, which are not part of agglomerations of more than 2,000 EO supported by OP QE, except municipalities

with built-up mining network. To 80% of the whole agglomeration in question or to agglomerations of up to 2 000 EO, which encroach on protected water management areas where there are massive groundwater resources where good water status has not been identified or the water body has been identified as being at risk.

**The construction of sewerage networks and the construction or reconstruction of the sewage treatments will be supported in agglomerations of up to 2,000 EO, in villages from 1,000 to 2,000 inhabitants** and in municipalities with more than 2,000 inhabitants, which are not part of agglomerations of more than 2,000 EO supported by OP KŽP. Activities:

- on the construction of the sewage treatments, if the sewer network is already built on 80% of the entire agglomeration,
- for the construction of a sewerage network and sewage treatments in protected water management areas where there are massive groundwater resources where good water status has not been identified or the water body has been identified as being at risk,

will be the subject of support from OP QE.

The state aid scheme or de minimis scheme will be used to perform the specific objective no. 5.1.2 according to applicable determined rules fully corresponding to the European Union legislation, as well as to other European Commission documents in the area of state aid.

Beneficiaries:

- Local action groups.

Municipalities above 20 000 inhabitants will be excluded within CLLD as eligible applicants for support. Such municipalities/cities as legal entities can be the members of LAG, however, only entities acting on their territory or registered on the territory of the given municipality/city, can be eligible applicants for support.

Target groups:

- Inhabitants and visitors of supported regions,
- Producers and consumers of local products and services,
- Local entrepreneurs.

Target territory:

- LAG areas on the entire territory of SR according to determined criteria specified in chapter 4 Integrated approach to territorial development.

#### *2.5.1.2. The guiding principles for the selection of operations*

Activities for LAG support within specific objective 5.1.1 and their harmony with RDP are defined in chapter 4 Integrated approach to territorial development and will be stated in detail in the methodology guide.

The maximum amount of public aid per project under the specific objectives 5.1.1 and 5.1.2 (excluding running costs for LAGs) is EUR 100 000 of total eligible expenditure for project.

Projects with emphasis on social inclusion including marginalized Roma communities can be implemented.

For the effectively achieving the greatest possible contribution of operations/projects to fulfil the specific objective 5.1.1 and achieve the set results, the suggested operations/projects should respect the following principles:

- No significant reduction of the employment rate in the enterprise in relation to the supported project activities may occur during the project sustainability period;
- Priority will be given to those projects which result in the creation of at least one job. If the project creates new jobs, the project will be made advantageous depending on the number of new jobs created.
- Priority will be given to those projects the activities of which relate to the support of products and services that are new to the market, or products and services that are new to the enterprise (innovations).
- Project applies the principle “polluter pays”.

For the effectively achieving the greatest possible contribution of operations/projects to fulfil the specific objective 5.1.2 and achieve the set results, the suggested operations/projects respect the following principles:

- The project must have a provable impact on the support, development or strengthening of relationships between the town and the surrounding municipalities, or between a municipality as a development pole and its surrounding settlements.
- Project applies the principle “polluter pays.”

Principles jointly applied in the area of energy efficiency are located in Chapter 2.4.1.2.

The said principles will be applied depending on the type and nature of a project.

#### 2.5.1.3. The planned use of financial instruments

N/A

#### 2.5.1.4. The planned use of major projects

This investment priority does not support any projects from the category of major projects in line with art. 100 – 103 of the Regulation (EU) No. 1303/2013 of the European Parliament and of the Council.

#### 2.5.1.5. Output indicators by investment priority and, where appropriate, by category of region

**Table No. 37** Common output indicators and output indicators specific for investment priority

ID	Indicator	Measurement unit	Fund	Category of region	Target value (2023)			Source of data	Frequency of reporting
					M	W	M+W		
O0241	Number of supported LAG	LAG	ERDF	Less developed region	N/A	N/A	48	ITMS	Annually
CO01	Number of supported enterprises	Enterprise	ERDF	Less developed region	N/A	N/A	373	ITMS	Annually
CO01	Number of supported enterprises	Enterprise	ERDF	More developed region	N/A	N/A	9	ITMS	Annually
CO08	Employment in supported enterprises	FTEs	ERDF	Less developed region	N/A	N/A	373	ITMS	Annually

CO08	Employment in supported enterprises	FTEs	ERDF	More developed region	N/A	N/A	9	ITMS	Annually
CO29	Number of enterprises supported with aim to introduce products that are new for the enterprise	Enterprise	ERDF	Less developed region	N/A	N/A	75	ITMS	Annually
CO29	Number of enterprises supported with aim to introduce products that are new for the enterprise	Enterprise	ERDF	More developed region	N/A	N/A	2	ITMS	Annually
CO28	Number of enterprises supported with the aim to introduce products that are new for the market	Enterprise	ERDF	Less developed region	N/A	N/A	19	ITMS	Annually
CO28	Number of enterprises supported with the aim to introduce products that are new for the market	Enterprise	ERDF	More developed region	N/A	N/A	1	ITMS	Annually
O0158	Number of new services and elements of public infrastructure	number	ERDF	Less developed region	N/A	N/A	451	ITMS	Annually
O0158	Number of new services and elements of public infrastructure	number	ERDF	More developed region	N/A	N/A	9	ITMS	Annually

## Performance framework

**Table No. 38** Performance framework of the priority axis

Priority axis	Indicator type (Implementation step, financial output or, where appropriate, result indicator)	ID	Indicator or key implementation step	Measurement unit, where appropriate	Fund	Category of region	Milestone for 2018	Final target (2023)			Source of data	Explanation of the relevance of the indicator, where appropriate
								M	W	M+W		
5	Financial	F0002	Total amount of eligible costs certified by CA and submission of the payment claims to the European Commission	EUR	ERDF	Less developed region	5 000 000	N/A	N/A	92 817 814	ITMS	

5	Financial	F0002	Total amount of eligible costs certified by CA and submission of the payment claims to the European Commission	EUR	ERDF	More developed region	50 000	N/A	N/A	1 563 170	ITMS	
5	Key implementing step	K0010	Number of approved LAGs strategies	Number	ERDF	Less developed region	48	N/A	N/A	48	ITMS	
5	Key implementing step	K0010	Number of approved LAGs strategies	number	ERDF	More developed region	2	N/A	N/A	2	ITMS	
5	Output	CO08	Employment in supported enterprises	FTEs	ERDF	Less developed region	0	N/A	N/A	373	ITMS	
5	Output	CO08	Employment in supported enterprises	FTEs	ERDF	More developed region	0	N/A	N/A	9	ITMS	
5	Output	O0241	Number of supported LAGs	number	ERDF	Less developed region	48	N/A	N/A	48	ITMS	

### Categories of intervention

**Table No. 39** *Categories of intervention*

The explanations of codes are stated in Annex 12.4 of IROP.

Dimension 1 - Expenditure field					
Fund	ERDF		Fund	ERDF	
Category of region	Less developed region		Category of region	More developed region	
Priority axis	Code	Amount (EUR)	Priority axis	Code	Amount (EUR)
5	097	88 176 922	5	097	937 902

Dimension 2 - Form of financing					
Fund	ERDF		Fund	ERDF	
Category of region	Less developed region		Category of region	More developed region	
Priority axis	Code	Amount (EUR)	Priority axis	Code	Amount (EUR)
5	01	88 176 922	5	01	937 902

Dimension 3 – Territory					
Fund	ERDF		Fund	ERDF	
Category of region	Less developed region		Category of region	More developed region	
Priority axis	Code	Amount (EUR)	Priority axis	Code	Amount (EUR)
5	01	1 781 352	5	01	0
5	02	29 392 308	5	02	328 266
5	03	57 003 262	5	03	609 636

Dimension 4 – Territorial delivery mechanisms					
Fund	ERDF		Fund	ERDF	
Category of region	Less developed region		Category of region	More developed region	

Priority axis	Code	Amount (EUR)	Priority axis	Code	Amount (EUR)
5	06	88 176 922	5	06	937 902

Summary of the planned use of technical assistance including, where necessary, actions to reinforce the administrative capacity of authorities involved in the management and control of the programmes and beneficiaries

N/A

## 2.6. Priority axis No. 6: Technical assistance

Priority axis No. 6 creates a support mechanism for the bodies involved in IROP management (particularly the Managing Authority for IROP, intermediary bodies under the managing authority for IROP and the functioning of institutional partnership arrangements for the preparation and implementation of regional integrated territorial strategies) in order to implement the tasks defined in the Regulation (EU) No. 1303/2013 of the European Union and the Council. Due to the multi-objective nature of the IROP, one priority axis has been defined for technical assistance for ensuring its implementation, what will ensure more flexible support in order to achieve the objectives of the OP (operative preparation of projects of technical assistance in order to ensure administrative capacities). Within priority axis two specific objectives are defined through which particular activities will be performed to achieve the defined result and output indicators:

1. *Effective implementation support of Operational Programme,*
2. *Provision of publicity, public awareness and beneficiaries support during implementation process*

Activities connected with specific objectives of priority axis 6 achievements and related types of expenditure will be eligible also for the preparation of the next programming period as well as closure of programming period 2007 – 2013.

<b>ID of the priority axis</b>	
<b>Title of the priority axis</b>	

### Fund, category of region and calculation basis for Union support

<b>Fund</b>	ERDF
<b>Category of region</b>	Less developed region More developed region
<b>Calculation basis (total allocation)</b>	Less developed region of the SR 70 424 707 More developed region of the SR 4 278 000

### Specific objective No. 6.1:

#### *Effective implementation support of Operational Programme*

The purpose is to ensure proper and smooth process of management, preparation, implementation, monitoring, evaluation, financial management and control of OP, as well as the support of administrative capacities (AC) of implementation structures (MA, Intermediary Bodies/Control authorities, Paying Unit, Control Authorities and the expert warrantor in the field of sustainable urban development) AC). The funds are also designated for the project preparation, material and technical support, analyses and studies, etc. Ensuring the performance of monitoring and control with respect to the protection of the EC's financial interests also plays a significant role.

The MA prepared an Analysis of the baseline situation and needs in this area with regard to experience from the period 2007 – 2013, and an Analysis of the Central Coordination Body (Analysis of administrative capacities and effectiveness of entities responsible for ESIF and administrative capacities of beneficiaries).

The attainment of this objective and the achievement of the results will contribute to more efficient drawdown of funds within IROP.

Managing and control system of the OP will be set up to cover the effective anti-fraud and anti-corruption measures according to the respective provisions of PD SR. It will be in particular defining of the prohibition of conflict of interests of persons involved in the implementation process, the introduction of price maps (financial limits, benchmarks and unit prices), the establishment of an independent institute at national level to address applicants' submissions relating to the project approval process, to address applicants' submissions with respect to the approval of applications for a non-refundable financial subsidy, the extension of scope for the application of remedy by applicants if the non-refundable financial subsidy is rejected, measures to increase the public control through involvement of civil society and making widest possible range of information available. The measures in this area are defined by the Managing System of ESIF and will be incorporated to the managing documentation of MA.

The proposed activities to support effective implementation of IROP were defined synergically to Operational Programme Technical assistance activities.

Results of support from IROP:

**1. Supporting administrative capacities, training and enhancing qualifications of employees**

- a) Stable administrative capacities;
- b) Competent, trained and continuously trained employees enhancing their qualifications necessary for work with an expert potential for high-quality management and implementation process of OP
- c) Ensuring thematically related OP for the next programming period as well as closure of programming period 2007 – 2013.

**2. Material and technical, spatial and operation arrangements and their modernizing**

- a) Implementation structures ensured by modern material and technical, spatial and operation conditions
- b) ICT equipment, including necessary hardware, software, operating support and licenses;
- c) Ensuring operational, maintenance and overhead activities related to the implementation of the OP;

**3. Ensuring the processes of programming, management, implementation, evaluation and financial management**

- a) Ensuring processes in relation to the preparation, management, implementation, monitoring, evaluation and control of RITS

- b) Ensuring external expert services for continuous implementation of the OP (studies, analyses, monitoring and outsourcing)
- c) Well prepared strategic and methodological documents
- d) Performing expert and legal counselling at the relevant levels
- e) Elaborating and implementing all relevant processes and documents related to the preparation of the new programming period.

#### 4. Ensuring monitoring and control

- a) Activities related to the introduction and coordination of effective control systems
- b) Activities related to irregularities, monitoring, control and audit
- c) Ensuring the trouble-free performance of commissions, committees, working groups and of their competences.

#### Specific objective No. 6.2:

##### *Ensuring publicity, public awareness and beneficiaries support during implementation process*

The aim of specific objective No. 6.2 is to increase rate of information about IROP support possibilities and publicity about reached results from IROP support by means of successfully realized projects.

The purpose of measures implemented within this specific objective is to support the beneficiaries by means of decreasing the administrative burden. The fulfilment of the defined objective and required results will ensure effective disbursement of allocated financial resources within IROP.

#### 1. Ensuring information and publicity

- a) Ensuring information and publicity;
- b) Creation of functional contact points;
- c) Enhancement of absorption ability of applicants.

**Table No. 40:** Result indicators for specific objective no. 6.1

ID	Indicator	Measurement Unit	Baseline Value			Baseline Year	Target Value (2023)			Source of Data	Frequency of reporting
			M	W	M+W		M	W	M+W		
R0117	Fluctuation rate of administrative capacities	%	N/A	N/A	8.04	2013	N/A	N/A	7.64	Annual Report	Annually
R0129	Rate of abidance of deadlines within OP implementation process (primarily deadlines within approval process and for application for subsidy)	%	N/A	N/A	57.9	2013	N/A	N/A	60.8	ITMS	Annually

**Table No. 41** Result indicators for specific objective no. 6.2.

ID	Indicator	Measurement Unit	Baseline Value			Baseline Year	Target Value (2023)			Source of Data	Frequency of reporting
			M	W	M+W		M	W	M+W		
R0025	Rate of information and publicity about assistance from OP	%	N/A	N/A	16.1	2015	N/A	N/A	16.91	Public opinion survey	As at 31.12.2018 and as at 31.12.2023
R0119	Rate of successfully realized projects	%	N/A	N/A	90	2013	N/A	N/A	95	ITMS	Annually

Action to be supported and expected contribution to the attainment of specific objectives

2.6.1.1. Description of activities to be supported and their expected contribution to the attainment of specific objectives

**1. The following groups of activities are applied within the framework of supporting administrative capacities, training and enhancing qualifications of employees:**

- A. Salaries/wages, bonuses, employer's contributions for insurance, agreements on work outside employment;
- B. Internal and external training of employees (seminars, training, courses, expert interships, local/foreign business trips, etc.);

Including labour costs and expenditures for training in relation to ensuring administrative capacities participating in preparing thematically related OP for the next programming period and finalizing programming period 2007-2013.

MA/IBMA will ensure specific educational activities from financial sources of TA IROP, which will supplement in a complementary way the basic educational activities in area of managing and control system provided at central level from financial means of OP TA to ensure the establishment of complex systemic tools for increasing the employee's qualifications.

**2. The following groups of activities are applied within the framework of the Material and technical, spatial and operation arrangements and its modernizing:**

- A. Material and technical, spatial and operation arrangements within the framework of all processes related to the OP implementation;
- B. ICT equipment, including necessary hardware, software, operational support and licenses;
- C. Operational arrangements (costs for operation and maintenance, etc.) and overhead costs;
- D. support the employee participation on foreign and domestic business trips related to the OP implementation as well as the next programming period.

With the implementation of the above mentioned activities the MA will ensure adequate material, operational and technical equipment, including overhead costs for eligible bodies involved in the management, implementation, control of IROP so that it will create appropriate working conditions for the employees of MA and IB/MA.

**3. The following groups of activities are applied within the framework of ensuring the processes of programming, management, implementation, evaluation and financial management:**

- A. Preparation of regional integrated territorial strategies and ensuring activities related to the coordination, management, implementation, monitoring, evaluation and control of pursuance of regional integrated territorial strategies;
- B. External expert services related to programming, management, implementation, evaluation, monitoring, publicity, information, financial management, control and audit;
- C. Preparation and updating of strategic and methodological documents, ensuring the process of implementation and financial management, preparation of analyses, evaluation, studies, expert opinions and providing consultations related to relevant process of IP implementation (programming, managing, implementation, control, monitoring and evaluation);
- D. Ensuring expert and legal counselling;
- E. Preparation of next programming period including fulfilment and evaluation of ex ante conditionalities.

Through implementation of above mentioned activities in the field of programming, management, implementation, evaluation and financial management, the MA will support the said fields with the aim to minimize the administrative burden of the MA, IB/MA and beneficiaries.

***4. Monitoring and control shall be ensured through the following activities:***

- A. Organization and technical support for meetings of working groups, commissions and committees and activities related to ensuring the performance of their competences;
- B. Activities related to the monitoring and performance of control.

***5. Information and publicity shall be ensured through the following activities:***

- A. Information, promotion, publicity and experience exchange (The said instruments include conferences, training, seminars, workshops, info days, exhibitions, TV/radio spots, press releases, advertising on the Internet / in the press, publications preparation, providing information through the website and other activities aimed at informing the target groups),
- B. Creating a network of contact points;
- C. Activities related to the preparation and implementation of a communication plan;
- D. Strengthening the absorption ability of applicants (ensuring methodological and expert counselling, support of activities assisting to applicants, ensuring training and seminars enabling experience exchanges and dissemination of good practice examples, promotion of partnership and mutual cooperation in project preparation and implementation, implementation of activities for the monitoring of absorption capacity, etc.).

Through the above instruments in the field of information and publicity the MA will support publicity with the aim to emphasize the role of EU financial instruments and the strengthening of the absorption ability of applicants. At the same time appropriate information and communication activities will increase the transparency of providing financial sources from ESIF within OP.

2.6.1.2. Output indicators contributing to results (by priority axis)

**Table No. 42** Output indicators for priority axis

ID	Indicator	Measurement unit	Target value (2023)			Source of data
			M	W	M+W	
O0242	Average number of refunded administrative capacities	FTEs	N/A	N/A	350	Analysis of administrative capacities and effectiveness of the subjects responsible for ESIF (CCA, OoG of the SR)
O0182	Share of administrative capacities provided with material and technical equipment from TA IROP	%	N/A	N/A	100	MA, IB/MA
O0163	Number of educational activities carried out	number	N/A	N/A	160	MA, IB/MA
O0047	Number of activities focused on informing the public on IROP	number	N/A	N/A	800	Annual Report

Categories of intervention (by priority axes)

**Table No. 43** Categories of intervention

Explanations of codes are stated in Annex 12.4 of IROP.

Dimension 1 – Expenditure field					
Fund	ERDF		Fond	EFRR	
Category of region	Less developed region		Category of region	More developed region	
Priority axis	Code	Amount (EUR)	Priority axis	Code	Amount (EUR)
6	121	54 019 725	6	121	1 930 275
6	122	482 750	6	122	17 250
6	123	5 358 525	6	123	191 475

Dimension 2 – Form of financing					
Fund	ERDF		Fond	EFRR	
Category of region	Less developed region		Category of region	More developed region	
Priority axis	Code	Amount (EUR)	Priority axis	Code	Amount (EUR)
6	01	59 861 000	6	01	2 139 000

Dimension 3 – Territory					
Fund	ERDF		Fond	EFRR	
Category of region	Less developed region		Category of region	More developed region	
Priority axis	Code	Amount (EUR)	Priority axis	Code	Amount (EUR)
6	07	59 861 000	6	07	2 139 000

### 3 The financial plan of the Integrated regional operational programme

#### 3.1 Table of annual liabilities

Table No. 43

Fund	Category of region	2014		2015		2016		2017		2018		2019		2020		Total		
		Main allocation	Performance reserve	Main allocation	Performance reserve	Main allocation	Performance reserve	Main allocation	Performance reserve	Main allocation	Performance reserve	Main allocation	Performance reserve	Main allocation	Performance reserve	Main allocation	Performance reserve	
1	ERDF	Less developed region	194 323 250	12 706 539	165 117 260	13 339 917	213 824 754	13 981 717	219 935 241	14 384 113	230 224 209	15 056 953	241 246 284	15 777 728	247 189 876	16 166 430	1 511 860 874	101 413 397
2	ERDF	Transition regions	0	0	0	0	0	0	0	0	0	0	0	0	0	0	0	0
3	ERDF	More developed region	10 445 068	673 404	10 834 886	698 537	11 230 425	724 037	11 623 446	749 376	12 039 505	776 199	12 480 274	804 617	12 764 774	822 959	81 418 378	5 249 129
4	ERDF	Total	204 768 318	13 379 943	175 952 146	14 038 454	225 055 179	14 705 754	231 558 687	15 133 489	242 263 714	15 833 152	253 726 558	16 582 345	259 954 650	16 989 389	1 593 279 252	106 662 526
5	ESF	Less developed region	0	0	0	0	0	0	0	0	0	0	0	0	0	0	0	0
6	ESF	Transition regions	0	0	0	0	0	0	0	0	0	0	0	0	0	0	0	0
7	ESF	More developed region	0	0	0	0	0	0	0	0	0	0	0	0	0	0	0	0
8	ESF	Total	0	0	0	0	0	0	0	0	0	0	0	0	0	0	0	0

9	YEI specific allocation	N/A	0	0	0	0	0	0	0	0	0	0	0	0	0	0	0	0	0
10	CK	N/A	0	0	0	0	0	0	0	0	0	0	0	0	0	0	0	0	0
11	ERDF	Special allocation to outermost regions or northern sparsely populated regions	0	0	0	0	0	0	0	0	0	0	0	0	0	0	0	0	0
12	Total		204 768 318	13 379 943	175 952 146	14 038 454	225 055 179	14 705 754	231 558 687	15 133 489	242 263 714	15 833 152	253 726 558	16 582 345	259 954 650	16 989 389	1 593 279 252	106 662 526	

### 3.2.A Financial plan by sources of funding

**Table No. 44 Financial plan for Integrated regional operational programme**

Priority axis	Fund	Category of region	Basis for calculation of Union support (Total eligible cost or public eligible cost)	Union support	National counterpart	Indicative breakdown of national counterpart		Total funding	Co-financing rate	For information EIB contribution	Main allocation (total funding less performance reserve)		Performance reserve		Performance reserve amount (for EU funds) of total EU funds for priority axis
						National public funding	National private funding				Union support	National counterpart	Union support	National counterpart	
				(a)	(b)=(c)+(d)	(c)	(d)	(e)=(a)+(b)	(f)=(a)/(e)	(g)	(h)=(a)-(j)	(i)=(b)-(k)	(j)	(k)=(b)*(j)/(a)	(l)=(j)/(a)*100
PO 1 Safe and environmental friendly transport in regions	ERDF	Less developed	Total eligible costs	363 029 978	64 064 114	59 159 893	4 904 221	427 094 092	85,00	0	363 029 978	4 064 114	0	0	0,00
	ERDF	More developed	Total eligible costs	21 000 000	21 000 000	20 820 000	180 000	42 000 000	50,00	0	19 695 922	19 695 922	1 304 078	1 304 078	6,21
PO 2 Easier access to effective and quality public services	ERDF	Less developed	Total eligible costs	662 178 797	116 855 082	110 456 708	6 398 374	779 033 879	85,00	0	662 178 797	116 855 082	0	0	0,00
	ERDF	More developed	Total eligible costs	30 544 367	30 544 368	30 046 831	497 537	61 088 735	50,00	0	30 544 367	30 544 368	0	0	0,00
PO 3 Mobilising creative potential in the regions	ERDF	Less developed	Total eligible costs	135 807 040	23 965 949	22 608 501	1 357 448	159 772 989	85,00	0	135 807 040	23 965 949	0	0	0,00
	ERDF	More developed	Total eligible costs	18 758 021	18 758 021	18 570 434	187 587	37 516 042	50,00	0	18 758 021	18 758 021	0	0	0,00
PO 4 Improving the Quality of Life in Regions with an Emphasis on the Environment	ERDF	Less developed	Total eligible costs	304 220 534	53 685 998	51 835 758	1 850 240	357 906 532	85,00	0	202 807 137	35 789 495	101 413 397	17 896 503	33,34
	ERDF	More developed	Total eligible costs	13 288 217	13 288 217	13 288 217	0	26 576 434	50,00	0	9 343 166	9 343 166	3 945 051	3 945 051	29,69
PA5 Community-Led Local Development	ERDF	Less developed	Total eligible costs	88 176 922	4 640 892	1 868 613	2 772 279	92 817 814	95,00	0	88 176 922	4 640 892	0	0	0,00
	ERDF	More developed	Total eligible costs	937 902	625 268	562 735	62 533	1 563 170	60,00	0	937 902	625 268	0	0	0,00
PA6 – Technical Assistance	ERDF	Less developed	Total eligible costs	59 861 000	10 563 707	10 563 707	0,00	70 424 707	85,00	0	59 861 000	10 563 707	0	0	0,00
	ERDF	More developed	Total eligible costs	2 139 000	2 139 000	2 139 000	0,00	4 278 000	50,00	0	2 139 000	2 139 000	0	0	0,00
<b>Total</b>	ERDF	Less developed	Total eligible costs	1 613 274 271	273 775 742	256 493 180	17 282 562	1 887 050 013	85,49	0	1 511 860 874	255 879 239	101 413 397	17 896 503	6,29
<b>Total</b>	ERDF	More developed	Total eligible costs	86 667 507	86 354 874	85 596 003	758 871	173 022 381	50,09	0	81 418 378	81 105 745	5 249 129	5 249 129	6,06

Total	ERDF	N/A	Total eligible costs	1 699 941 778	360 130 616	342 089 183	18 041 433	2 060 072 394	82,52	0	1 593 279 252	336 984 984	106 662 526	23 145 632	6,27
-------	------	-----	----------------------	---------------	-------------	-------------	------------	---------------	-------	---	---------------	-------------	-------------	------------	------

**Table No. 45** Breakdown of the IROP financial plan by priority axis, fund, category of region and thematic objective

Priority axis	Fund	Category of region	Thematic Objective	EU support	National counterpart	Total funding
<b>PA 1 Safe and environmental friendly transport in regions</b>	ERDF	Less developed region	TO 7	363 029 978,00	64 064 114,00	427 094 092,00
		More developed region		21 000 000,00	21 000 000,00	42 000 000,00
<b>PA 2 Easier access to effective and quality public services</b>	ERDF	Less developed region	TO 9	438 127 461,00	77 316 611,00	515 444 072,00
		More developed region		10 848 444,00	10 848 444,00	21 696 888,00
		Less developed region	TO 10	224 051 336,00	39 538 471,00	263 589 807,00
		More developed region		19 695 923,00	19 695 924,00	39 391 847,00
<b>PA 3 Mobilising creative potential in the regions</b>	ERDF	Less developed region	TO 8	135 807 040,00	23 965 949,00	159 772 989,00
		More developed region		18 758 021,00	18 758 021,00	37 516 042,00
<b>PA4 Improving the Quality of Life in Regions with an Emphasis on the Environment</b>	ERDF	Less developed region	TO 4	188 816 621,00	33 320 592,00	222 137 213,00
		More developed region		13 288 217,00	13 288 217,00	26 576 434,00
		Less developed region	TO 6	115 403 913,00	20 365 406,00	135 769 319,00
		More developed region		0,00	0,00	0,00
<b>PA 5 Community-Led Local Development</b>	ERDF	Less developed region	TO 9	88 176 922,00	4 640 892,00	92 817 814,00
		More developed region		937 902,00	625 268,00	1 563 170,00
<b>PA 6 Technical Assistance</b>	ERDF	Less developed region	N/A	59 861 000,00	10 563 707,00	70 424 707,00
		More developed region		2 139 000,00	2 139 000,00	4 278 000,00
<b>Total</b>	ERDF	Less developed region	-	1 613 274 271,00	273 775 742,00	1 887 050 013,00
		More developed region		86 667 507,00	86 354 874,00	173 022 381,00
<b>Total</b>	ERDF	N/A	-	<b>1 699 941 778,00</b>	<b>360 130 616,00</b>	<b>2 060 072 394,00</b>

**Table No. 46** *Indicative amount of support to be used for climate change objectives*

<b>Priority axis</b>	<b>Indicative amount of support to be used for climate change objective</b>	<b>Proportion of total allocation to the IROP (%)</b>
<b>1</b>	107 143 668,80	6,30
<b>4</b>	215 297 081,20	12,66
<b>Total</b>	322 440 750,00	18,97

## 4 Integrated approach to territorial development

Based on the set strategy, the selection of investment priorities and specific objectives defined and the expected results, the IROP may be considered as a contribution to the integrated approach to territorial development in the Slovak Republic from a point of view of its indispensable aspects (topical, territorial, implementation). The other operational programmes in the SR contribute to the territorial development by supporting activities in the thematic objectives defined and channelling the support into the functional area in line with territorial concentration. **The added value of IROP to the integrated approach to territorial development is, mainly in its implementation mechanism.** Specific needs and crucial territorial challenges of regions are respected and ensured by the material focus (topics and specific objectives) of IROP and the territorial dimension (eligible beneficiaries and target groups) of interventions, and directly through the partnership between the regional and local self-administration, central bodies and other partners involved in the preparation and implementation of IROP through the so-called regional integrated territorial strategies.

The topical aspect of the integrated approach to territorial development concerns the planning and implementation of thematically and mutually interconnected development goals and measures in particular territorial levels. **The topical focus** of IROP is completely in accordance with the requirements of territorial development by supporting various thematic areas (although not all of them) that contribute to the territorial development.

**The implementation mechanism of the IROP is a model of regional integrated territorial strategies** (hereinafter: "RITS"). These strategies cover territories of respective Slovak regions (8) at the NUTS 3 level. This model allows applying the principles of polycentric urban development and positive aspects of the approach of functional areas development, rather than individually acting settlements, since: the territory of RITS is the functional area of the whole region (NUTS 3), and the stakeholders engaged will jointly select priorities intended to be implemented in the context of the whole RITS.

**The implementation aspect** concerns the fact that all relevant stakeholders from various sectors participate on strategic planning and management on the European, national, regional and local level (principle of partnership). Within the IROP, this aspect is applied through the model of RITS that is built both on the horizontal as well as vertical cooperation of the partnership of relevant stakeholders, i.e. the bodies of regional self-government (higher territorial units), bodies of municipal self-government (towns and municipalities), state administration authorities, local initiatives (associations of municipalities) and other socio-economic partners (business sector, interest groups, third sector). A subsidiary decision-making process (the „bottom-up „decision-making) is an important feature of this model. Stakeholders engaged in the preparation and implementation of RITS are, whether as a whole in form of partnership councils or individually, entrusted with competences related to the preparation of a given RITS, its implementation in form of identification (selection) of project concepts that are to be implemented in its territory, its monitoring, evaluation, etc. The said model provides for the process of implementation of an "urban-rural „partnership as well, since the partnership is a joint platform for cities, towns and municipalities engaged. The proposed integrated model allows eliminating the negative impact of uncoordinated planning in the bounded territory.

## 4.1 Community-Led Local Development

Through the Community-Led Local Development (hereinafter: “CLLD”), in the SR, challenges will be handled on the local level in a manner which has been known as the LEADER approach up till now. The local level is typical for its wide diversity of needs and challenges, which particular territories face. When identifying them, there are solutions having direct impact on the relevant area, provided that the relevant local community has an organizational, technical and financial capacity for dealing with them.

### **Principles for identification of areas where CLLD will be applied**

The target territory for CLLD is the whole territory of the SR, what means according to the EU typology of regions rural and rural-urban areas. On this territory, one type of local action group (hereinafter: “LAG”) will be supported. It will be rural LAGs, whereby the rural aspect of LAG is limited with the total population density of up to 150 inhabitants/km<sup>2</sup>. **Members of LAG could be also smaller or medium-sized towns or municipal districts.** The criterion for the eligibility of LAG is the territory of entire LAG, not regions (cadastres) of its particular members on the level of LAU2. The number of inhabitants on the LAG territory must be higher than 10 000 inhabitants and may not exceed 150 000 inhabitants. LAG must contain at least 7 municipalities. Within CLLD, municipalities with more than 20 000 inhabitants will be excluded as eligible applicants for subsidy. Such municipalities/towns as legal entities can be LAG, but only entities operating on their territory or registered on the territory of the given municipality/town can be eligible applicants for subsidy.

Since one type of LAG will be supported under CLLD, the role of ERDF and EAFRD funds will be differentiated according to different types of territories, but both funds will be used in the same area of LAG. Each of the funds will have its specific role, which can be defined from two perspectives. Regarding the promotion of business and employment development, the role of EAFRD will be to support typical projects supported under the RDP (agriculture, food industry, forestry, diversification of agricultural activities), and the role of ERDF will be to support other business activities in the LAG territory. As for the area of improving the physical regeneration of area, the role of ERDF will be to strengthen urban-rural linkages and relationships between development centres and the surrounding area within the LAG area, and the role of EAFRD will be to improve the quality of life in rural communities through investments in small infrastructure and improving local services.

### **Principles of selection, adoption and financing of CLLD strategies and LAGs**

The main body responsible for the coordination of preparation and implementation of CLLD on the national level will be the Ministry of Agriculture and Rural Development of SR from the position of MA for RDP SR 2014 – 2020 (hereinafter: the “CLLD coordinator”). The CLLD coordinator, along with the MA for IROP, will establish a joint body for the preparation and implementation of CLLD, the main task of which will be material and time harmonization of activities with respect to CLLD. Within areas which will demand a joint coordinated approach, the CLLD coordinator will cooperate with MA for IROP and other relevant partners in the implementation of CLLD.

General criteria for the selection of CLLD strategies of public-private partnerships, which will obtain the LAG status:

- a) Objective selection criteria
- b) Partnership quality
- c) Strategy quality

In the selection of CLLD strategies, the following criteria will be considered:

- a) Contribution of strategy to improvement of economic growth;
- b) Balanced territorial division within NUTS 3;
- c) Focus of strategy on targets and priorities of CLLD stated in the Partnership Agreement, IROP and RDP;
- d) Ratio of financial resources for the private (incl. civic) and public sector – strategies with higher focus on the support of non-public sector and creation of jobs will be preferred;
- e) Contribution of strategy to the social inclusion of marginalised groups of inhabitants, incl. marginalised Roma communities;
- f) Multiplication effect of strategy – how the strategy contributes to dealing with problems, relation between problems and proposed solutions, etc. (planning logical matrix);
- g) Complementarity of strategy towards other strategic documents on the supra-national (the Danube strategy), national, regional (plans for economic and social development of regions, other regional strategies) and local levels (plans for economic and social development of municipalities, and other strategies existing within the territory) and the contribution to the accomplishment of IROP ex ante conditionalities, as well as to particular result indicators.

Detailed criteria for the selection of CLLD strategies will be specified in a methodological manual.

SR will not apply the financing of operating costs for LAG operation and the cost of CLLD strategies recovery through the main (lead) fund. These costs will be financed from both funds (EAFRD, ERDF) as follows: the operating costs for LAG operation (except LAG in the Bratislava Region) will be paid from the ERDF, and the cost of recovery (animation) will be paid by the EAFRD. The EAFRD will also bear the operating costs for the operation of LAG located in the Bratislava Region. For mixed LAG (located on the territory of the Bratislava and Trnava Region) the operating costs will be paid only from EAFRD. The preparatory subsidy will be financed from the EAFRD.

Preferentially will be supported CLLD strategies which will be directed towards economic growth and creation of jobs and where the support of private and civic sector will exceed the support of public sector.

The selection of CLLD strategies/LAGs will run at least in two calls, whereas the first calls will be announced not later than two years of the adoption of Partnership Agreement of SR 2014 – 2020. In case of following calls the selection of LAG will be completed before the end of 2017. Before an announcement of call for selection of CLLD/LAG strategy, a call for preparation support for partnerships that didn't have the LAG status so far, will be announced in adequate timing advance. The announcement of calls for the selection of LAG will be in the competence of the CLLD coordinator. For the selection of CLLD strategies and subsequent award of the LAG status, the CLLD coordinator will establish a selection board with the representation of MA for IROP and MA for RDP.

CLLD strategies will be prepared as integrated and multi-sector strategic documents financed from several sources. With the aim to increase the contribution to the fulfilment of targets of the EU 2020 Strategy it could have a wider focus with the plan to finance activities from other EU and SR funding funds beside ESIF. With respect to ESIF they will be directly financed from the EAFRD (measure LEADER Initiative within RDP) and ERDF, and the allocation from ERDF (IROP/Priority axis 5) is 100 mil. EUR. CLLD will not be directly carried out through ESF and ENRF. ESF will support the LAG territory indirectly, through OP Human Resources, where eligible applicants will be LAG, as well as applicants from the LAG territory.

Differentiated financing of LAG will be applied. The maximum amount of financial resources allocated for one LAG will depend on the combination of criteria, e.g. on the LAG population, on the number of municipalities within LAG, on the socio-economic condition in the territory of LAG (unemployment), on the size of LAG, etc. In methodological guidelines, the MA for RDP along with the MA for IROP will determine a formula for the calculation of maximum allocation per LAG, as well as minimum limits of EAFRD and ERDF subsidy within one strategy.

## **4.2 The support for sustainable urban development**

The Partnership Agreement of the SR defines eight current regional cities, including their core area of settlement centre defined by the Territorial Development Perspective of Slovakia 2011 as amended by TDPS 2011, which represent together urban functional areas and where measures of sustainable urban development are to be implemented in terms of Article 7 of the Regulation (EU) No 1301/2013 of the European Parliament and of the Council. On the part of such defined urban territories, there have been identified needs and challenges that these territories are facing, and measures that are to be implemented. A portion of identified areas falls within the IROP thematic concentration. For that reason there has been selected a mechanism of support of sustainable urban development through integrated territorial investments from the IROP priority axes. Into support for SUD from IROP are not included: SO 2.1.3 (due to necessity to coordinate at the national level activities of integrated health care from factual aspect), a part of SO 3.1 in extent of support for existing SME in cultural and creative industry and in the scope of support of local creative centers (due to the specific character of activities of supported entities), SO 4.1 (investments into residential houses will be carried out through repayable financial assistance through Instruments of financial engineering), SO 5.1.1 and 5.1.2 (because CLLD has separate mechanism of support created) and SO 6.1 and SO 6.2 (technical assistance). The support to other identified thematic areas that are not covered by the IROP, and their support therefore cannot be guaranteed by the IROP, may be provided from the relevant OPs through the mechanism that project proposals contributing to the sustainable urban development may be advantaged in the evaluation and selection procedure.

The sustainable urban development (“SUD”) is to be implemented as a part of the model of regional integrated territorial strategies, whereas the strategies themselves are to contain a specific part concerned with sustainable urban development in relation to the functional urban areas defined. Based on this, the ITI for sustainable urban development are to be implemented. Incorporation of SUD strategies into RITS will create conditions for a complex development of whole respective territory.

For the purpose of preparing the SUD strategy, the capital of the region will establish partnership in the participation of the representatives of partners constituting the city functional area. Tasks related to SUD strategy will fulfil the Partnership Council at the level of urban functional area. The selection of operations arisen from SUD strategies will be carried out by bodies of regional cities in line with Art. 7(4) of the Regulation (EU) No 1301/2013 of the European Parliament and of the Council.

**Table No. 47** *The indicative allocation of the ERDF support for integrated actions of sustainable urban development under Article 7(2) of Regulation on ERDF and the indicative allocation of ESF support for integrated actions*

1. Fund	2. Indicative allocation of the ERDF support for integrated actions of sustainable urban development and the indicative allocation of ESF support for integrated actions	3. Share of column 2 of the total allocation of the Fund to the IROP
<b>Total ERDF</b>	357 207 181,00	21,01
<b>Total ESF</b>	0	0
<b>Total</b>	357 207 181,00	21,01

### 4.3 Integrated Territorial Investments

The essential requirement for the implementation of integrated territorial investments („ITI“) is the existence of a strategic document which defines overall objectives, including expected results; definition of the relevant territory on which ITI are to be implemented; investment priorities of corresponding OPs; definition of implementation processes and monitoring mechanism, including result indicators.

The IROP is to be implemented mostly through so called regional integrated territorial strategies (“RITS“). Into RITS are not included: SO 2.1.3 (due to necessity to coordinate at the national level activities of integrated health care from factual aspect), a part of SO 3.1 in extent of support for existing SME in cultural and creative industry and in the scope of support of local creative centers (based on specific character of activities of supported entities), SO 4.1 (investments into residential houses will be carried out through repayable financial assistance through Instruments of financial engineering), SO 5.1.1 and 5.1.2 (because CLLD has separate mechanism of support created) and SO 6.1. and 6.2 (technical assistance). RITS are to be the basic strategic documents for the implementation of ITIs on the regional level having an impact on the local level. Each of the RITS will cover the territory of higher-territorial unit (8 RITS).

Combination of IROP specific objectives is transposed into RITS and creates enough space for application of integrated approach and as a complex will contribute to improvement of quality of life in regions in selected parts – as contribution to development of objective conditions of keeping or progressive increasing the quality of life in chosen dimensions.

The model of RITS is composed of the following elements: a strategic document itself, RITS implementation mechanism (implementation, monitoring, and evaluation). In order to ensure an integrated nature and complex solutions, the measures funded from the IROP are to be complementary supported by “soft” measures funded from the ESF through the OP Human

Resources. The possibility to identify in the RITS such planned measures that are carried out by other OPs are not excluded. Applications for non-refundable financial subsidy that will be submitted for approval to other OPs and their goals will correspond with planned measures in approved RITS will be advantaged in evaluation and selection process.

The RITS model is application of partnership principle in line with Art. 5 of the Regulation (EU) No 1303/2013 of the European Parliament and of the Council. The RITS „proprietor“ will be the „partnership for elaboration and implementation of RITS“ (hereinafter referred to as „partnership“) composed of bodies of regional self-government (self-governing regions), bodies of municipal self-government (cities, towns and municipalities), state administration, local initiatives (associations of municipalities) and other social-economic partners (interest groups, third sector, etc.). They are to be institutionalized in a form of the Partnership Council for RITS, composed of selected stakeholders creating the Partnership. Partnerships Council for RITS will have the major role in creating the RITS, mainly as far as the defining territorial aspects of IROP objectives that are to be implemented in the RITS territory.

The RITS are to derive mainly from the plans of economic and social development of higher territorial units, plans of economic and social development of the regions concerned, relevant spatial-planning source materials, planning documents of micro-regions, relevant legislative and strategic EU documents, relevant national legislative, strategic, conceptual and programme documents, regional development strategies and conceptions and sectorial strategies, etc.

According to wide strategic character of IROP/RITS and subsequently a wide spectrum of bodies relevant for RITS from factual, competencies and territorial aspect, big impact is laid on coordination on all levels. From central level, the coordination and methodical tasks are carried out by the Managing Authority for IROP. At the level of each RITS, the self-governing region is the body for coordination of RITS´ preparation and implementation. All essential decisions and issues of the body for coordination of RITS are to be approved by the Partnership Council for RITS. The MA for IROP approves RITS from the point of view of its correspondence with the IROP strategy. The contribution of RITS model is the identification and planning of priorities for the territory development based on inclusion of the widest possible spectrum of stake holders acting at given territory, with focus on integration, complementarity and synergy of particular activities. The prioritisation of planned measures will be defined at the level of self-governing region and functional area of the regional capital. This will in the biggest possible extent eliminate negative effects caused by uncoordinated planning and implementation of projects without their more complex assessment in overall context of the territory development.

Monitoring and evaluation on the national level is to be carried out by the MA for IROP, in cooperation with coordinating bodies of RITS.

Allocations of IROP granted for particular specific targets, categories of interventions and values of measurable indicators are a result of sum of data from all RITSs.

The RITS will be a binding document involving activities planned from IROP in given region and defining specific measures with emphasis on an integrated approach.

**Table No. 48** *An indicative financial allocation to ITI other than those mentioned under point 4.2 (aggregate amount)*

Priority	Fund	Indicative financial allocation (Union support) (EUR)
PA 1 - Safe and environmentally-friendly transport in regions	ERDF	298 961 857,00
PA 2 - Easier access to effective and quality public services	ERDF	367 324 533,00
PA 4 - Improving the Quality of Life in Regions with an Emphasis on the Environment	ERDF	85 353 572,00
Total	ERDF	<b>751 639 962,00</b>

#### 4.4 The mechanism to ensure coordination with cooperation activities and macro-regional and sea-basin strategies

For the purpose of reaching complementarity with the programmes of European Territorial Cooperation, in particular of cross-border cooperation, the coordination will be ensured on the management level, by establishing a formal Working Committee with a regular time interval of its sessions. It will ensure close cooperation of the bodies involved, which are responsible for the management of particular programmes, and mutual provision of information or the exchange of information to prevent the financing of identical activities from different programmes and instruments. Coordination and synergy with the programmes with similar thematic orientation will be further ensured also by the participation of the representatives of relevant managing authorities within monitoring committees of operational programmes.

##### **Mechanism ensuring inter-regional and supra-national cooperation, within OP, with beneficiaries from other Member States**

The EU Strategy for the Danube Region (hereinafter referred to as the "Danube Strategy") consists of four pillars and 11 priority areas, whereby IROP will support the implementation of areas under Pillar I. "Connecting the Danube Region", and Pillar II "Protecting the Environment in the Danube Region". In accordance with the Strategy's priority area (1) "To improve mobility and intermodality", the investment priority of IROP is "Development of environmentally friendly and low-carbon transport systems", whose activities contribute to the achievement of the strategy by increasing the attractiveness of public passenger transport and non-motorized transport particularly in urban areas. To the Danube Strategy's priority area (4) "Restoration and maintenance of the quality of waters" are linked activities of the investment priority "Investment in the water sector to meet the requirements of the Union environmental acquis" and cover the needs specified by Member States with respect to investments beyond the scope of these requirements, which will prevent the negative effects of wastewater on the environment. The Strategy's priority area (6) "Protection of biodiversity and landscape quality of the air and soil" is closely linked with the activities of the investment priority "Measures to improve the urban environment, revitalization of cities, regeneration and decontamination of brownfield sites (including areas passing through change), reduction of air pollution and support of measures for noise elimination", which are aimed at improvement of environmental aspects in cities and urban areas through building elements of green infrastructure, introducing systematic elements of reducing the air pollution and noise and regenerating of deprived areas.

Synergic interconnections between the priority areas of the Danube strategy and IROP will be reached through involvement of MA for IROP in an independent working group for the purpose of ensuring the implementation of the Danube strategy in the Slovak conditions. For activities contributing to the attainment of Danube strategy objectives, the MA for IROP will evaluate the complementarity and synergy of appeal for the submission of applications for a non-refundable/refundable financial subsidy with the activities of the Danube strategy before its announcement, and an evaluation of the subsidy will be submitted to this working group for their statement.

## **5 The specific needs of geographical areas most affected by poverty or target groups at highest risk of discrimination or social exclusion, with special regard to marginalised communities, and persons with disabilities**

### **5.1 Geographical areas most affected by poverty/target groups at highest risk of discrimination**

According to the Partnership Agreement of SR, the SR will apply an integrated approach to handle specific needs of geographic regions most seriously affected by poverty, or of target groups most seriously threatened by discrimination, or of social exclusion, implemented for the target group of marginalized Roma communities. Interventions for MRC will be implemented through the OP Human Resources. The purpose of the support from ESIF is to achieve higher integration of separated and segregated Roma communities into society, also with respect to the performance of priorities of the Roma Integration Strategy of SR up to 2020.

Apart from the risk of poverty, members of marginalized Roma communities are also affected by a high rate of social exclusion due to unequal access to education, employment, health care and accommodation. The main reason of the poverty of persons in a productive age, including MRC, is the unemployment, especially the long-run unemployment, where there is a risk arising as to inter-generation multiplication of poverty. However, low wages and minimum qualifications may also cause a phenomenon known as poverty trap.

According to EU SILC 2011, in the Slovak Republic there were 1,112,241 persons, in total, who were running a risk of poverty or social exclusion, which was 20.6% of the total population. In the Slovak Republic the rate of serious material deprivation ranks with the highest among all of the EU countries. In 2011 it was 10.6% of the population of the Slovak Republic that suffered a serious material deprivation. In the Slovak Republic the rate of the poverty risk reflected in the regional disparities. The lowest rate of poverty risk was in the Bratislava Region and it was highest in the Prešov Region. As far as the age and type of the household is concerned, the poverty risk endangered most the 0-17 year old children, households having a higher number of children (three and more) and incomplete households.

### **5.2 The strategy of the operational programme to address the specific needs of geographical areas/target groups most affected by poverty**

The IROP strategy does not specify a specific strategy for the contribution to dealing with specific needs of geographic regions/target groups most seriously affected by poverty, which

are defined on the level of Partnership Agreement of SR, in relation with MRC. IROP implemented through regional integrated territorial strategies will be performed on the whole territory of regions, whereas the performance of IROP activities will also be eligible on the territory of municipalities defined in the Atlas of Roma Communities. In the current definition of the scope of support from IROP and OP HR, no duplicate support for MRC will occur. Since it is an indirect effect of future interventions, it is not possible to predict the expected impact in advance.

Complementarity and synergy OP HR (PA No. 5) and IROP (PA No. 2 – specific objective 2.2.1) is provided by the cooperation among the Plenipotentiary Office SR for Roma Communities at the level of preparation of relevant parts of RITS and approval of RITS in the form of membership in Partnership Council for RITS. Follow up cooperation will be in the preparation of call for proposals by the Plenipotentiary Office SR for Roma Communities, where active participation of MA for IROP will take place.

A part of the support from the IROP is to be directly directed toward the area of the provision of social services, social-legal protection of children and social guardianship whose target group are mainly persons who are most threatened by social exclusion from the point of view of their age and disability. These are families, the elderly, children and young adults and the disabled persons. The implementation of activities within priority axis No. 2 is to contribute to satisfy the major need, i.e. to create conditions for independent and full-fledged life of persons to whom social services are rendered or to whom alternative care is provided.

In IROP, the social aspect in public procurement will be used, which should bring a higher level of participation in the labour market not only for MRC, but simultaneously it should support job opportunities for long-term unemployed persons and other marginalized groups in the labour market. Act 25/2006 Coll. on public procurement allowed considering of the social aspect in public procurement through special conditions of contract performance also in programming period 2007-2013. The social aspect defined in detail in the context of the implementation is contained in the management system for the programming period of 2014 – 2020 drawn up by CCA.

**Table No. 49** *An outline of the contribution of IROP to addressing the specific needs of geographical areas/target groups most affected by poverty*

Target group/geographical area	Main types of planned actions which are part of the integrated approach	Priority axis	Investment priority	Fund	Category of region
Families, children and young adults, seniors, persons with disabilities	Deinstitutionalization of provision of social services, social-legal protection and social guardianship	2	2.1	ERDF	Less developed region
Families, children and young adults, seniors, persons with disabilities	Deinstitutionalization of provision of social services, social-legal protection and social guardianship	2	2.1	ERDF	More developed region

## 6 Specific needs of geographical areas which suffer by severe and permanent natural or demographic handicaps

For IROP – N/A

## 7 Authorities and bodies responsible for management, control and audit and the roles of relevant partners

### 7.1 Identification of the relevant authorities and bodies

**Table No. 50** *Identification of and contact details for the relevant authorities and bodies*

<b>Authority/body</b>	<b>Name of the authority/body, and department or unit</b>	<b>Head of the authority/body (position or post)</b>
<b>Central Coordination Authority</b>	Deputy Prime Minister's Office for Investments and Informatization of the Slovak Republic	Deputy chairman
<b>Managing authority</b>	Ministry of Agriculture and Rural Development of the SR	Minister of Agriculture and Rural Development of the SR
<b>Intermediate body under managing authority</b>	Ministry of Culture of the SR	Minister of Culture of the SR
<b>Intermediate body under managing authority</b>	Ministry of Healthcare of the SR	Minister of Healthcare of the SR
<b>Intermediate body under managing authority</b>	High Territorial Unit Bratislava	Chairman of the High territorial unit
<b>Intermediate body under managing authority</b>	High Territorial Unit Trnava	Chairman of the High territorial unit
<b>Intermediate body under managing authority</b>	High Territorial Unit Trenčín	Chairman of the High territorial unit
<b>Intermediate body under managing authority</b>	High Territorial Unit Banská Bystrica	Chairman of the High territorial unit
<b>Intermediate body under managing authority</b>	High Territorial Unit Žilina	Chairman of the High territorial unit
<b>Intermediate body under managing authority</b>	High Territorial Unit Nitra	Chairman of the High territorial unit
<b>Intermediate body under managing authority</b>	High Territorial Unit Prešov	Chairman of the High territorial unit
<b>Intermediate body under managing authority</b>	High Territorial Unit Košice	Chairman of the High territorial unit
<b>Intermediate body under managing authority</b>	Municipality Bratislava	Mayor

<b>Intermediate body under managing authority</b>	Municipality Trnava	Mayor
<b>Intermediate body under managing authority</b>	Municipality Trenčín	Mayor
<b>Intermediate body under managing authority</b>	Municipality Banská Bystrica	Mayor
<b>Intermediate body under managing authority</b>	Municipality Žilina	Mayor
<b>Intermediate body under managing authority</b>	Municipality Nitra	Mayor
<b>Intermediate body under managing authority</b>	Municipality Prešov	Mayor
<b>Intermediate body under managing authority</b>	Municipality Košice	Mayor
<b>Certifying authority</b>	Ministry of Finance of the SR, section of EU funds	Minister of Finance of the SR
<b>Audit authority</b>	Ministry of Finance of the SR, section of audit and control	Minister of Finance of the SR
<b>Body to whom payments will be made by the Commission</b>	Ministry of Finance of the SR	Minister of Finance of the SR

## 7.2 Actions taken to involve the relevant partners in the preparation of the IROP, and the role of those partners in the implementation, monitoring and evaluation of the IROP

### 7.2.1. Role of the relevant partners in the preparation, implementation, monitoring and evaluation of IROP

It has been since the onset of initial phases of preparation of the IROP programme document that the active cooperation with the Central Coordination Authority, the Office of the Deputy Prime Minister for Investments and managing authorities was launched. In the latter, the cooperation has been aimed at harmonizing the synergies and complementarities of support in terms of newly established operational programmes.

For the purposes of the preparation of IROP, with the intention of creation of a consulting platform for relevant social and economic partners, an IROP preparation working group (hereinafter referred to as the “working group”) has been created. The working group was set up by the decision of the Minister of Agriculture and Rural Development SR dated 27 March, 2013. The working group includes representatives of central state authorities – ministries as managing authorities of other operational programmes, representatives of regional self-government, representatives of local self-administration, and other social and economic partners, including entities from the non-profit sectors that were nominated by the Plenipotentiary of the SR Government for Development of Civil Society. A detailed list of

members of the working group is specified in the annex no. 12.3. When selecting the members of the working group, Article 5 of the Regulation No. 1303/2013 of the EP and of the Council as well as the draft delegated act of the EC to the Code of Conduct for partnership and the Methodical guideline of the Central Coordinating Authority to preparation of operating programs for the programming period 2014 – 2020 have been adhered to. The selection of working group members was ensured in accordance with the documents regulating the area of partnership, based on the affiliation with IROP content framework, representativeness (the scope of represented or covered natural persons or legal entities), experience, engagement and the activeness of participation in the given area as well as participation in the preparation or monitoring of the Regional Operational Programme and the Operational Programme Bratislava Region in the Programming Period 2007 – 2013, etc.

During the preparation of the IROP, it was on the national level decided on the implementation of sustainable urban development in terms of IROP ( Art. 7 of the Regulation (EU) No. 1301/2013 of the European Parliament and of the Council). For that reason, the cooperation and partnership in the field of the system of preparation and implementation of sustainable urban development has been ensured through the membership of the representatives of 8 region capitals and other relevant partners in the working group for IROP preparation. Taking advantage of the possibility of applying the CLLD instrument also in other ESI funds, there has been strong demand from local stakeholders (socioeconomic partners) for the utilization of this instrument in IROP. Following the use of CLLD instrument in IROP the working group has been expanded by a member of the National network of local action groups.

Taking into consideration the regional needs defined in the Plans for Economic and Social Development of Individual Higher Territorial Units, the EC Position Paper regarding the preparation of Partnership Agreement and Programmes in SR for the Programming Period 2014 – 2020, the needs defined by region capitals arising from the Plans for Economic and Social Development of these municipalities a draft OP investment strategy, including the definition of primary financing priorities, has been drawn up. IROP takes into account also the experience of ROP and OP BR implementation in the Programming Period 2007 – 2013.

The working group held meetings on 26 March 2013, 16 May 2013, 23 October 2013 and 31 January – 14 February 2014 (per rollam). Besides the discussion on IROP text/comments of working group members on individual IROP drafts, the subject matter of these meetings was also the discussion and presentation regarding the system of IROP implementation through regional integrated territorial strategies, the conduction of sustainable urban development and CLLD instrument. Meetings with EC on individual IROP drafts were held on 14 March 2013, 27 May 2013, 29 July 2013, 25 September 2013 (video conference), 11 November 2013 and 19 November 2013 (video conference). On 21 February 2014, another meeting took place with EC to January's version of IROP. Informal meeting with EC and Ministry of health to the support of health infrastructure were held on 13 February 2014 and 10 April 2014. Meeting with EC and Ministry of culture to the support of cultural and creative industry were held on 12 December 2013 and 08 April 2014.

Apart from working group meetings, a series of informal meetings with representatives of self-government regions, Union of Towns and Municipalities of Slovakia, Union of Towns of Slovakia was under way during programme preparation. The purpose of these meetings also included a presentation on the status of IROP 2014-2020 preparation, cooperation in defining

the necessary input for IROP, such as investment logic for IROP, thematic objectives, investment priorities, regional and local needs.

In a number of cases, electronic communication was used, especially for collections of analytical data, wording of regional and local requirements, continuous commenting on the program document. An ad hoc informal communication was carried out with partners when dealing with partial problems and statements on individual themes were cleared up (e.g. on the sustainable urban development, CLLD). Social and economic partners have been asked to provide their standpoints as necessary and according to the condition of completing of the program document and of open questions. Public discussions and various meetings organized mostly by regional partners, Higher Territorial Units, the Union of Towns and Municipalities of Slovakia, socioeconomic partners also contributed to the preparation of the IROP. There, representatives of the MA for IROP had a chance to present the current progress in preparation of the IROP as well as to obtain feedback.

The partnership principle will be duly applied also in the process of implementation, monitoring, and evaluation of the IROP. At the programme level, the functioning of partnership will be provided for within the monitoring and evaluation of the IROP by membership in the Monitoring Committee for IROP including membership of the Central Coordination Authority, an umbrella organization of civil society representing disadvantaged people and the umbrella organizations of civil society representing users of social services, which promotes de-institutionalization and community-based services and civil society organizations dealing with environmental issues, including climate changes. In comparison with the previous programming period of 2007 – 2013, the partnership principle will be strengthened together with its practical application in implementation; at the regional level by active participation of partners in the implementation mechanism of regional integrated territorial strategies. Regional integrated territorial strategies “proprietor” will be relevant partnerships at the regional level created from the regional, local self-governments, regional state governments as well as regional representatives of interest organizations and of the third sector. Higher self-government regions will hold a specific position of technical and organizational coordinators of partnerships when preparing and implementing relevant strategy as well as during the monitoring and evaluation of the strategy. For the performance of relevant tasks, conditions will be created within IROP for the involvement of self-governing regions in implementation structures in the form of delegation of powers in the management and performance of integrated territorial investments according to par. 3 Art. 36 of the Regulation (EU) No. 1303/2013 of the EP and of the Council.

Due to the proper and effective functioning of partnerships in the implementation mechanism of regional integrated territorial strategies the funds from technical assistance of IROP will be used.

#### **7.2.2 For ESF: Global grants**

For the IROP – N/A

#### **7.2.3 For ESF: Capacity development**

For the IROP – N/A

## 8 Coordination between the Funds, the EAFRD, the EMFF and other national and EU instruments, and the EIB

The mechanisms for coordination between IROP and other support instruments will be carried out in accordance with measures defined in Chapter 2.1 of the PA of SR (for example by establishing of working groups, coordination bodies, during preparation of calls and selection process of applications for the subsidy from ESIF, etc.).

In terms of the Partnership Agreement of SR, the MA for IROP will create preconditions for greater synergy of supported activities through setting the criteria for the preference of those applications in the selection process, which will document the connection of financing of ESIF programmes with other OP and with support instruments in the event of relevance of the respective calls to activities supported from other OP and support instruments.

Preconditions for creation of synergy and complementarity with IROP were identified in other programmes and instruments with thematically similar activities.

Complementarity of IROP is evident with the **programmes and tools of Objective 2 European Territorial Cooperation**. It is presumed that IROP and the **CBC Programmes** with the participation of the Slovak Republic (CBC SR – Hungary 2014-2020, CBC SR – Czech Republic 2014-2020, CBC SR – Austria 2014-2020 and CBC Poland – SR 2014-2020) are complementary in the following areas:

- Crossborder accessibility and sustainable transport (e. g. improvement of the quality of road network with a view to enhancing the interconnection of cross-border areas, use of ecological forms of transport),
- The area of environment (protection and development of cultural and natural heritage and preservation of biodiversity),
- Research and innovations (e. g. cross-border cooperation between R&D entities and the business sector, cross-border innovation platforms etc.),
- Education (strengthening of education, vocational and lifelong learning and practice, crossborder mobility),
- Strengthening of institutional capacities and efficient public administration).

A crossborder dimension and crossborder impact of activities carried out is distinctive for crossborder cooperation projects.

The operational programme **ENI HU-SK-RO-UA 2014 – 2020** will further promote the intensification and deepening of the areas of mutual cooperation between particular regions taking into account the sustainability in the social, environmental and economic area. Coordination and exchange of information between IROP and these OPs will be carried out in the framework of working group, as well as by the participation of the representatives of MA within Monitoring committees of cross-border cooperation programmes.

The **ETC programme for the Danube region** as a supplementary source for financing the Danube Strategy (hereinafter: the “DS”) will preferentially focus on the issue of climate changes and the prevention of risks, the environmental protection, the use of sources and sustainable transport. Synergic interconnections between areas of the DS, the main programmes of the SR (including the IROP), the OP ETC programmes and other support

instruments will be reached also through establishing a working group for the purpose of ensuring the implementation of the DS in the Slovak conditions. For activities contributing to the accomplishment of the Danube strategy objectives, the MA will evaluate the complementarity and synergy of call with DS activities before announcement, and the evaluation of contribution will be represented to the working group for opinion.

Complementarity is presumed also with the **Programme of transnational cooperation Central Europe 2014-2020** within the ETC objective, which aim is *cooperation abroad in Central Europe with purpose to create from our cities and regions better places for life and work*. It is focused on 4 areas of cooperation of Central Europe countries: innovations with aim of competitiveness increase, low carbon strategies, natural and cultural sources for sustainable growth, transport with focus on better connections of Central Europe.

Complementarity is presumed with the programme **URBACT III** that is focused on support of integrated approach to the sustainable urban development. It provides the bodies involved through networks with the transfer of knowledge and experience exchange for effective preparation of policies for innovative urban solutions. Experience gained thanks to URBACT III is applicable in the preparation and implementation of measures of sustainable urban development within IROP.

Generally it is possible to state potential complementarity and synergy of IROP with the **Community programmes**: Horizont 2020 (areas of research and innovations), Erasmus+ (improvement of skills and employability of young people and modernisation of education, vocational training and work with youth, mobility for young people), LIFE 2014-2020 Programme (support of biodiversity, environmental policy and its management, providing information through measures that could not be financed from ESIF), COSME (simplification of access to finance for SMEs, support for entrepreneurs and their internationalisation and improving the business environment) and Creative Europe - this programme is designated for experienced entities with a minimum of 2 years of existence. It is focused on support for creative production and cooperation at the European level. It does not support the development of infrastructure for creativity development or the support to business development. Entities established and supported in the IROP will be able to further apply for support within *Creative Europe* Programme when they “survived” beginning stages of existence. As a prevention measure, due to possible duplication in funding of the same activities from both programmes, a provision of ineligibility to finance activities that already are or have already been covered by other EU funds will be stipulated in the conditions of a contract.

Complementarity and synergy of IROP activities is in relation to the activities of **the Environmental Fund**, as a state support instrument for the environmental care. Areas of its support are defined by the Law on Environmental Fund and specified at yearly basis. The possible complementarity is related e.g. to climate and ozone layer protection, protection and usage of water, etc. At the level of IROP, there will be introduced a mechanism for elimination of duplicate projects’ expenditure financing through information exchange.

Wide focus of IROP activities creates conditions for complementarity and synergy with other **OPs co-financed from ESIF**, across all of the thematic objectives incorporated into IROP. The most extensive synergic or complementary effect with IROP is presumed based on the character of objectives and relevant activities with the **OP QE, OP II, OP HR, OP Ral and the**

**RDP.** The determination of demarcation lines and definition of complementarity is listed **in the Annex No. 12.35.**

Moreover, complementarity was identified as follows:

**The Operational Programme Technical Assistance** for the programming period 2014-2020: involves measures from the area of preparation, management, monitoring, evaluation, providing information and communication, promotion, creating networks, dealing with complaints, control and audit of the ESIF on a central and system level. The Priority Axis 6 of IROP has specific objectives as follows: Supporting efficient implementation of the OP and ensuring information, publicity and support for beneficiaries in the process of implementation. By fulfilling of these objectives the Priority Axis is focused on activities directly related to IROP and with special focus on its conditions (e.g. specific training beyond the scope of central activities, etc.).

All proposed activities to support effective implementation of OP IROP were defined synergically to OP Technical Assistance activities.

MA/IBMA will ensure specific educational activities from financial sources of technical assistance of IROP, which will be in complementary way supplement basic educational activities in the area of managing and control system provided at central level from financial means of OP TA to ensure establishment of complex system instruments for increasing of employee's qualification.

**Operational programme Fisheries 2014 – 2012:** supports activities that are in line with EU priorities for sustainable development of fisheries and aquatic cultures, which also supplements the 2020 EU common agricultural policy and strategy carried out through the ESIF. 2014-2020 Fisheries OP accomplishes the following through its measures:

- Thematic Objective 3 – e.g. through the support provided to innovations through modernizations of existing piscicultural facilities and ponds, improved production procedures and technologies, construction of new piscicultural facilities, revitalization of ponds, diversification of piscicultural activities, etc; in the field of fisheries products processing and aquaculture, modernization of existing processing units with the aim to innovate processing procedures, management and organization systems, etc.
- Thematic Objective 6 - e.g. through the support provided to productive investments in piscicultures resulting in improvement of competitiveness of pisciculture enterprises with favourable impact on the environment. At the same time, it contributes to the objectives defined in the Updated National Biodiversity Protection Strategy until 2020 aimed at ensuring a favourable situation of protection of aquatic and water-dependent biotopes and species in line with the aim to achieve a favourable environmental situation of water eco systems until 2020 and a form of utilization of waters in the area of the development and regulation of aquacultures that will not have any unfavourable impact on aquatic species, biotopes and ecosystems.

The Fisheries OP defines the aquaculture and pisciculture sectors, and beneficiaries among small and medium enterprises are small and medium enterprises referred to in the Commission Recommendation No. 2003/361/EC active in the aquaculture sector and the sector of processing of fisheries and aquaculture products, or Other businesses not covered by the

definition of SME according to the Commission Recommendation No. 2003/361/EC active in the aquaculture sector. As these areas are not covered by the IROP, there is no duplicity and/or overlapping of activities, and both operational programs complement each other.

**Cooperation with the EIB:**

Currently, under the auspices of the Ministry of Finance SR the possibilities of cooperation with the EIB in the framework of operational programmes for the 2014-2020 period (incl. IROP) are analysed with the respect to the use of financial instruments.

## 9 Ex-ante conditionalities

### 9.1 Identification of applicable ex ante conditionalities and evaluation of their fulfillment

**Table No. 51** Identification of applicable ex-ante conditionalites and evaluation of their fulfillment

Ex-ante conditionality	Priority Axis	Ex-ante conditionality fulfilled (yes/no)	Criteria	Criteria fulfilled (yes/no)	References	Explanation (if appropriate)
4.1. Actions have been carried out to promote cost-effective improvements of energy end use efficiency and cost-effective investment in energy efficiency when constructing or renovating buildings.	4	yes	The actions are: - measures to ensure minimum requirements are in place related to the energy performance of buildings consistent with Article 3, Article 4 and Article 5 of Directive 2010/31/EU of the European Parliament and of the Council	yes	Act No. 555/2005 Coll. on Energy Efficiency of Buildings, as amended <a href="http://www.telecom.gov.sk/index/index.php?ids=83478">http://www.telecom.gov.sk/index/index.php?ids=83478</a>	The Act applies to all significantly reconstructed buildings where it is technically, functionally and economically feasible; also existing buildings must meet the minimum energy efficiency requirements for new buildings after major renovation.
			-measures necessary to establish a system of certification of the energy performance of buildings consistent with Article 11 of Directive 2010/31/EU	Yes	The Decree of the MTCRD SR No. 364/2012 Coll., implementing Act No. 555/2005 Coll. on Energy Efficiency of Buildings, and on amendments to certain laws, as amended <a href="http://www.telecom.gov.sk/index/index.php?ids=83478">http://www.telecom.gov.sk/index/index.php?ids=83478</a>	Thermal-technical requirements for EEB and building elements are defined by standard STN 73 0540-2: 2012 (July 2012). The proposal of change in the thermal protection should be of a quality demonstrating the fulfilment of the minimum requirement for the energy efficiency of buildings according to conditions resulting from Decree of the MTCRD SR No. 364/2012 Coll. The said STN standard determines requirements valid from 1.1.2013 on the level of low-energy construction. The said recommended requirements will apply to new construction from 1.1.2016, and recommended target requirements will apply to new construction from 1.1.2021 and to public buildings from 1.1.2019, respectively.
			-measures to ensure strategic planning on energy efficiency, consistent with Article 3 of Directive 2012/27/EU of the European Parliament and of the Council,	yes	<a href="http://www.telecom.gov.sk/index/index.php?ids=83478">http://www.telecom.gov.sk/index/index.php?ids=83478</a>	
			-measures consistent with Article 13 of Directive 2006/32/EC of the European Parliament and of the Council on energy end-use efficiency and energy services to ensure the provision to final customers of individual meters in so far as it is technically possible, financially reasonable and proportionate in relation to the potential energy savings.	yes	The National Reform Programme 2013 <a href="http://www.rokovania.sk/Rokovanie.aspx/BodRokovaniaDetail?idMaterial=22344">http://www.rokovania.sk/Rokovanie.aspx/BodRokovaniaDetail?idMaterial=22344</a> approved by the Slovak Government on 24.4.2013. The study Technical and economic aspects of cost-optimal measures to ensure energy efficiency of buildings. The study was notified by the Slovak Government Office by letter no. 08307/2013/B610-SV-28312.	The NRP 2013 determined a national indicative energy efficiency target, which was in compliance with the requirements of Art. 3 of Directive 2012/27/EU. Since the set targets are indicative and 2012 figures were not available, it is not possible to determine the fixed reference value. In setting the target, national circumstances affecting the primary energy consumption, were taken into account. The currently valid minimum requirements were compared with calculated cost-optimal levels of minimum requirements according to Directive 2010/31/EU. All input data and assumptions used in the calculation, the results of calculations, data about reference buildings for different building categories (new, existing) intended for major renovation were prepared in accordance with the requirements of the Annexes of the EC Delegated Regulation No. 244/2012 supplementing Directive 2010/31/EU of the European Parliament and of the Council on the energy performance of buildings by establishing a comparative methodology framework for

						calculating cost-optimal levels of minimum energy performance requirements for buildings and building elements.
6.1 Water sector: The existence of a) a water pricing policy which provides adequate incentives for users to use water resources efficiently and b) an adequate contribution of the different water uses to the recovery of the costs of water services at a rate determined in the approved river basin management plan for investment supported by operational programmes.	4	partially	In sectors supported by the ERDF and the Cohesion Fund, a Member State has ensured a contribution of different water uses to the recovery of the costs of water services by sectors consistent with the first indent of Article 9(1) of Directive 2000/60/EC having regard, where appropriate, to the social, environmental and economic effects of the recovery as well as the geographic and climatic conditions of the region or regions affected.	Yes (partially fulfilled)	Water Act 364/2004 Coll.  Regulation of the Slovak Government No 755/2004 Coll. setting the amount of non-regulated payments, amount of fees and details related to payments for water use  Water Pricing Policy in the water sector  Regulatory policy for the regulatory period 2012–2016  Water Plan of the SR  Analysis of achievements in implementing the Programme of measures included in the Water Plan of the SR	The proposed amendment to the Water Act is subject to the complete legislative process. The current price regulation in the field of water management is being carried out in line with the respective legislation in force (Act No 250/2012 Coll. on regulation in network industries and Decree No 195/2013 Coll.) One of the objectives of the approved regulatory policy for the water industry for the period 2012-2016 is the creation of legislative environment for the application of two-component prices (fixed and variable component). Calculation of prices in the SR includes all eligible costs related to the respective water service (including costs related to the repair, maintenance and renewal of assets). In prices for drinking public water supply and discharge and treatment of waste waters through the public sewage system any cross-subsidisation was removed by 2007. As for the point and diffuse sources; point sources of pollution are already addressed through fees for discharge of treated wastewater. Further information is given in Annex 12.36
			The adoption of a river basin management plan for the river basin district consistent with Article 13 of Directive 2000/60/EC.	No (partially fulfilled)	The Water Plan of the SR  Regulation of the Slovak Government No 279/2011 Coll. declaring the obligatory part of the Water Plan of the SR containing the programme of measures to meet the environmental objectives  Analysis of achievements in implementing the Programme of measures included in the Water Plan of the SR,	An explanation of this paragraph of ex-ante conditionality is stated in Annex12.36.
7.1 Transport: The existence of a comprehensive plan or plans or framework or frameworks for transport investment in accordance with the Member	1	partially	The existence of a comprehensive plan or plans or framework or frameworks for transport investment which complies with legal requirements for strategic environmental assessment and sets out:	no	Strategic Plan for Development of Transport Infrastructure of the SR until 2020 (Phase I) <a href="http://www.telecom.gov.sk/index/index.php?ids=147132">http://www.telecom.gov.sk/index/index.php?ids=147132</a>	Draft Strategic Plan for Development of Transport Infrastructure of the SR until 2020 (Phase I) and the Strategy of Development of Public Passenger and Non-Motor Transport of the SR until 2020 were developed. The documents are available at the website: <a href="http://www.telecom.gov.sk">www.telecom.gov.sk</a> . A list of projects is part of the documents. Note: Following an agreement between the MTCRD and the EC, the preparation of strategic plan was divided into two stages. The completion of stage is expected upon the approval of the strategic plan by the Slovak Government in the first half-year 2014. The document imposes the obligation upon the SR to continue the commenced activities and complete Phase 2 in
			the contribution to the single European Transport Area consistent with Article 10 of Regulation (EU) No 1315/2013 of the European Parliament and of the	yes		

States' institutional structure (including public transport at regional and local level) which supports infrastructure development and improves connectivity to the TEN-T comprehensive and core networks.			Council ( 5 ), including priorities for investments in:			the Transport Sector Strategy, not later than until the end of 2016. In compliance with the EC's request, the MA OPII shall also present the Action Plan for the accomplishment of EAC 7.1., along with the draft OPII. The presentation of the Plan will allow starting the process of formal adoption of OPII, even though EAC 7.1 is not formally accomplished.
			the core TEN-T network and the comprehensive network where investment from the ERDF and the Cohesion Fund is envisaged;	yes	"Strategy of Development of Public Passenger and Non-Motor Transport of the SR until 2020" <a href="http://www.telecom.gov.sk/index/index.php?ids=147132">http://www.telecom.gov.sk/index/index.php?ids=147132</a>	
			- secondary network,	yes		
			- realistic and mature pipeline for projects for which support from the ERDF and the Cohesion Fund is envisaged,	no		
Measures to ensure the capacity of intermediary bodies and beneficiaries to deliver the project pipeline.	no	"Analysis of Administrative, Financial and Technical Capacities of Beneficiaries for 2012"	An update of the analysis is being prepared.			
9.1. The existence and the implementation of a national strategic policy framework for poverty reduction aiming at the active inclusion of people excluded from the labour market in the light of the Employment guidelines.	2	partially	A national strategic policy framework for poverty reduction, aiming at active inclusion, is in place that provides a sufficient evidence base to develop policies for poverty reduction and monitor developments;	no		National project National Framework Strategy of social inclusion and combating poverty signed in 8.10.2013 whereas in april 2014 the following activities were implemented: -Extension of the project until 31.6. again in connection with the relation of external activities: -Analysis of indicators for policy development in poverty reduction and social exclusion and monitoring in relevant areas, +Empirical research of social climate and taking into account the results in the text of the Strategy -Expert consultations, fine-tuning of actions for the above stated external activities -Consultation of the text of Strategy with the relevant section such as expert "pre-amendment procedure" for the purpose of comprehensive and consistent final text - Informing of the EC on the progress of work on the Strategy at an expert event <i>Informal Dialogue about OP Human Resources 2014-2020</i> , on 28.3.2014. -Development of the synergic text of the final Strategy -Final expert editing of the complete text. The National Framework Strategy of social inclusion and combating poverty will be based on the EU SILC sources in its analytical part, on selected statistical surveys and other administrative and ad hoc sources.
			A national strategic policy framework for poverty reduction, aiming at active inclusion, is in place that contains measures supporting the achievement of the national poverty and social exclusion target (as defined in the	no	<a href="http://www.employment.gov.sk/sk/rodina-socialna-pomoc/socialne-sluzby/">http://www.employment.gov.sk/sk/rodina-socialna-pomoc/socialne-sluzby/</a>	The National Framework Strategy is in compliance with and based also on the National Reform Programme and on other strategic documents such as the deinstitutionalization strategy, and the like. The potential of the social economy and of the intermediate labour market for social inclusion / baselines, sources of social economy and its present main areas of development, an analysis of four main WISE-e models in the European space, financing, preconditions for

			National Reform Programme), which includes the promotion of sustainable and quality employment opportunities for people at the highest risk of social exclusion, including people from marginalised communities;		<a href="http://www.rokovania.sk/Rokovanie.aspx/NezaradenyMaterialDetail?idMaterial=23195">http://www.rokovania.sk/Rokovanie.aspx/NezaradenyMaterialDetail?idMaterial=23195</a>	establishment, the development of initiatives, preconditions and limits of social economy in the SR/ will be the content and material part of the Strategy and its annexes.
			A national strategic policy framework for poverty reduction, aiming at active inclusion, is in place that depending on the identified needs, includes measures for the shift from institutional to community based care;	yes	<a href="http://www.employment.gov.sk/files/legislativa/dokumenty-zoznamy-pod/strategia-deinstitucionalizacie-systemu-socialnych-sluzieb-nahradnej-starostlivosti-1.pdf">http://www.employment.gov.sk/files/legislativa/dokumenty-zoznamy-pod/strategia-deinstitucionalizacie-systemu-socialnych-sluzieb-nahradnej-starostlivosti-1.pdf</a> <a href="http://www.upsvar.sk/buxus/docs//SSVaR/OVOZ/Koncepcia.pdf">http://www.upsvar.sk/buxus/docs//SSVaR/OVOZ/Koncepcia.pdf</a>	An explanation of this paragraph of ex-ante conditionality is stated in Annex12.36.
			A national strategic policy framework for poverty reduction, aiming at active inclusion, is in place that involves relevant stakeholders in combating poverty;	yes	<a href="http://www.sspr.gov.sk/IVPR/index.php?option=com_content&amp;view=article&amp;id=259&amp;Itemid=49&amp;lang=sk">http://www.sspr.gov.sk/IVPR/index.php?option=com_content&amp;view=article&amp;id=259&amp;Itemid=49&amp;lang=sk</a>	According to Slovak Government Resolution No. 305/2012 of 27 June 2012 on the material "The method of applying ex ante conditionalities in the preparation of the implementation mechanism for EU cohesion policy after 2013 in the Slovak Republic," a supra-sectoral working group was established at the MLSAF SR, consisting of relevant partners in the fight against poverty in Slovakia (governmental and non-governmental organizations) who take part in the creation and in commenting on the National Framework Strategy. The National Framework Strategy will also be consulted within the national project and discussed with relevant stakeholders through an expert workshop and Slovak conference.
			Upon request and where justified, relevant stakeholders will be provided with support for submitting project applications and for implementing and managing the selected projects.	no		At present, several support options and awareness among relevant stakeholders and beneficiaries are used. When submitting projects, they are mainly information seminars on the calls and frequently asked questions (FAQ) through which MA and IB reply to all participants. Within the implementation process they are supported by MA and IB project managers. Other possibilities for support are looked for.
<b>9.3. Health: The existence of a national or regional strategic policy framework for health within the limits of Article 168 TFEU ensuring economic sustainability.</b>	2	<b>partially</b>	A national or regional strategic policy framework for health is in place that contains coordinated measures to improve access to health services;	yes	<a href="http://www.health.gov.sk/?strategia-v-zdravotnictve">http://www.health.gov.sk/?strategia-v-zdravotnictve</a>  In order to improve access, measures were implemented in SR for instance in the following areas: - Integrated healthcare provision - Standardization of clinical practices and procedures for the conduct prevention - Financial affordability of health care - Training of health workers - Public health physical access to health care	"Strategic Framework for health care for the years 2014 - 2020" was approved by the Government on 18.12.2013. The document identifies the main areas of health care that will be priorities of Slovak health care until 2030. Legislative definition of the provisions of health care in the SR is detailed in a separate annex to the EAC.  All laws governing the provision of healthcare are posted on the Uniform Legal Information System <a href="https://www.slov-lex.sk">https://www.slov-lex.sk</a>  A more detailed description of measures to support the efficiency of the health sector adopted by the SR in relevant areas is given in Annex12.36.

			-measures to stimulate efficiency in the health sector, through deployment of service delivery models and infrastructure;	yes	In order to support the efficiency of the health sector in Slovakia, measures were adopted in the following areas such as: <ul style="list-style-type: none"> <li>- Integrated healthcare provision</li> <li>- Standardization of clinical practices and procedures for the conduct prevention</li> <li>- Management of hospitals</li> <li>- Method of financing health care hospitals</li> <li>- Reducing drug consumption and increasing the efficiency of drug</li> </ul>	More detailed description of measures to promote the efficiency of the health sector adopted by the SR in relevant areas is given in Annex12.36.
			-a monitoring and review system.	no	Action Plan for preparation of partial strategies / tools of changes	Action Plan for the preparation of sub-strategies/tools for changes (under par. 1 Chapter no. 6 Strategic Framework), which was approved on 11. 2. 2014 by advisory meeting of the Minister of Health and updated on 30.06.2014, is a key tool for monitoring, coordination and control of individual measures of strategic framework.
			A Member State or region has adopted a framework outlining available budgetary resources and a cost-effective concentration of resources on prioritised needs for health care.	no	<a href="http://www.health.gov.sk/?strategia-v-zdravotnictve">http://www.health.gov.sk/?strategia-v-zdravotnictve</a>	The available funding sources are described in the Strategic Framework. Detailed budget is part of each published partial implementation strategy.
10.1 Early school leaving: The existence of a strategic policy framework to reduce early school leaving (ESL) within the limits of Article 165 TFEU.	2	partially	A system for collecting and analysing data and information on ESL at relevant levels is in place that provides a sufficient evidence- base to develop targeted policies and monitors developments.	no		Departmental Information System (RIS) will establish a monitoring system under which it will be possible to perform analyses and target support measures to reduce early school leaving at national, regional and local level. Full transition of RIS into operation is expected at the end of the 1st quarter of 2014.
			A strategic policy framework on ESL is in place that is based on evidence.	yes	<a href="http://www.rokovania.sk/Rokovanie.aspx/BodRokovaniaDetail?idMaterial=19992">http://www.rokovania.sk/Rokovanie.aspx/BodRokovaniaDetail?idMaterial=19992</a> <a href="http://www.ksuza.sk/doc/metodika/bozp/20012012.pdf">http://www.ksuza.sk/doc/metodika/bozp/20012012.pdf</a> <a href="http://www.minedu.sk/zakon-odbornom-vzdelavani-a-priprave/">http://www.minedu.sk/zakon-odbornom-vzdelavani-a-priprave/</a> <a href="http://www.npmrk2.sk/">http://www.npmrk2.sk/</a> (NP website)	Revised National Action Plan for the Decade of Roma Inclusion 2005 - 2015 for the years 2011 – 2015  The strategy for the integration of Roma by 2020  Act. 324/2012 amending and supplementing the Law no. 184/2009 Coll. vocational education and training  National Project of Methodological-pedagogical Centre "Inclusive education model for pre-primary level education system"

			A strategic policy framework on ESL is in place that covers relevant educational sectors including early childhood development, targets in particular vulnerable groups that are most at risk of ESL including people from marginalised communities, and addresses prevention, intervention and compensation measures.	yes	<a href="http://www.minedu.sk/zakon-odbomom-vzdelavani-a-priprave/">http://www.minedu.sk/zakon-odbomom-vzdelavani-a-priprave/</a> <a href="http://www.ksuza.sk/doc/metodik_a/bozpz/20012012.pdf">http://www.ksuza.sk/doc/metodik_a/bozpz/20012012.pdf</a> <a href="http://www.rokovania.sk/Rokovanie.aspx/BodRokovaniaDetail?idMaterial=19992">http://www.rokovania.sk/Rokovanie.aspx/BodRokovaniaDetail?idMaterial=19992</a> <a href="http://www.npmrk2.sk/">http://www.npmrk2.sk/</a> <a href="http://www.mpc-edu.sk/projekty/vzdelavanie-pedagogickych-zamestnancov-k-inkluzii-marginalizovan">http://www.mpc-edu.sk/projekty/vzdelavanie-pedagogickych-zamestnancov-k-inkluzii-marginalizovan</a> <a href="http://www.vudpap-projekt.sk/">http://www.vudpap-projekt.sk/</a> <a href="http://www.prined.sk">http://www.prined.sk</a>	<ul style="list-style-type: none"> <li>- Revised National Action Plan for the Decade of Roma Inclusion 2005 - 2015 for the years 2011 – 2015</li> <li>- A strategy for the integration of Roma by 2020</li> <li>- Law no. 324/2012 amending and supplementing Law no. 184/2009 Coll. on vocational education and training</li> <li>- MPC national project "Inclusive education model for pre-primary level education system"</li> <li>- MPC national project "Education of teaching staff for inclusion of marginalized Roma communities"</li> <li>- Research Institute for Child Psychology and Pathopsychology national project "Comprehensive guidance system of prevention and influencing of socio-pathological phenomena in the school environment"</li> <li>- National project MPC "PRINED - Project Inclusive Education"</li> </ul>
			A strategic policy framework on ESL is in place that involves all policy sectors and stakeholders that are relevant to addressing ESL.	yes	<a href="http://www.minedu.sk/zakon-odbomom-vzdelavani-a-priprave/">http://www.minedu.sk/zakon-odbomom-vzdelavani-a-priprave/</a> <a href="http://www.ksuza.sk/doc/metodik_a/bozpz/20012012.pdf">http://www.ksuza.sk/doc/metodik_a/bozpz/20012012.pdf</a> <a href="http://www.rokovania.sk/Rokovanie.aspx/BodRokovaniaDetail?idMaterial=19992">http://www.rokovania.sk/Rokovanie.aspx/BodRokovaniaDetail?idMaterial=19992</a> <a href="http://www.npmrk2.sk/">http://www.npmrk2.sk/</a> <a href="http://www.mpc-edu.sk/projekty/vzdelavanie-pedagogickych-zamestnancov-k-inkluzii-marginalizovan">http://www.mpc-edu.sk/projekty/vzdelavanie-pedagogickych-zamestnancov-k-inkluzii-marginalizovan</a> <a href="http://www.vudpap-projekt.sk/">http://www.vudpap-projekt.sk/</a> <a href="http://www.prined.sk">http://www.prined.sk</a>	<ul style="list-style-type: none"> <li>- Revised National Action Plan for the Decade of Roma Inclusion 2005 - 2015 for the years 2011 – 2015</li> <li>- A strategy for the integration of Roma by 2020</li> <li>- Law no. 324/2012 amending and supplementing Law no. 184/2009 Coll. on vocational education and training</li> <li>- MPC national project "Inclusive education model for pre-primary level education system"</li> <li>- MPC national project "Education of teaching staff for inclusion of marginalized Roma communities"</li> <li>- Research Institute for Child Psychology and Pathopsychology national project "Comprehensive guidance system of prevention and influencing of socio-pathological phenomena in the school environment"</li> <li>- National project MPC "PRINED - Project Inclusive Education"</li> </ul>
10.3 Lifelong learning (LL): The existence of a national and/or regional strategic policy framework	2	partially	A national or regional strategic policy framework for lifelong learning is in place that contains measures to support the developing and linking services for LL, including their implementation and skills upgrading (i.e. validation, guidance, education and training) and	yes	<a href="https://www.minedu.sk/data/files/2617_2009_568.pdf">https://www.minedu.sk/data/files/2617_2009_568.pdf</a> <a href="http://www.employment.gov.sk/files/slovensky/uvod/legislativa/pracovna-legislativa/zakon-5_2004zz.pdf">http://www.employment.gov.sk/files/slovensky/uvod/legislativa/pracovna-legislativa/zakon-5_2004zz.pdf</a>	<ul style="list-style-type: none"> <li>- Act no. 568/2009 Coll. on lifelong learning</li> <li>- Act no. 5/2004 Coll. Employment Services, which provide for training and preparation for the labor market and defines disadvantaged job seekers (§ 8)</li> <li>- MESRS SR established the Information System of continuing education</li> <li>- Lifelong learning and lifelong consultancy</li> <li>- Lifelong Learning Strategy 2011</li> <li>- Action Plan for the Implementation Strategy of Lifelong Learning 2011</li> </ul>

for lifelong learning within the limits of Article 165 TFEU.			providing for the involvement of, and partnership with relevant stakeholders		<a href="http://isdv.fri.uniza.sk/">http://isdv.fri.uniza.sk/</a> <a href="http://www.rokovania.sk/Rokovanie.aspx/BodRokovaniaDetail?idMaterial=11421">http://www.rokovania.sk/Rokovanie.aspx/BodRokovaniaDetail?idMaterial=11421</a> <a href="http://www.minedu.sk/9772-sk/dokumenty-a-predpisy/">http://www.minedu.sk/9772-sk/dokumenty-a-predpisy/</a> <a href="http://old.minedu.sk/data/USERDATA/DalsieVzdel/VDOC/Akcny%20plan%20Strategie%20CZV%202011_final.pdf">http://old.minedu.sk/data/USERDATA/DalsieVzdel/VDOC/Akcny%20plan%20Strategie%20CZV%202011_final.pdf</a>	MESRS SR prepares a draft law on the recognition of non-formal education and learning by MESRS SR (it should be presented to the National Council of the Slovak Republic in the second half of 2015).
			A national or regional strategic policy framework for lifelong learning is in place that contains measures for the provision of skills development for various target groups where these are identified as priorities in national or regional strategic policy frameworks (for example young people in vocational training, adults, parents returning to the labour market, low skilled and older workers, migrants and other disadvantaged groups, in particular people with disabilities);	yes	<a href="https://www.minedu.sk/data/files/2617_2009_568.pdf">https://www.minedu.sk/data/files/2617_2009_568.pdf</a> <a href="http://www.employment.gov.sk/files/slovensky/uvod/legislativa/pracovna-legislativa/zakon-5_2004zz.pdf">http://www.employment.gov.sk/files/slovensky/uvod/legislativa/pracovna-legislativa/zakon-5_2004zz.pdf</a> <a href="http://www.employment.gov.sk/sk/praca-zamestnanost/podpora-zamestnanosti-sluzby-zamestnanosti/pomoc-obcanom/">http://www.employment.gov.sk/sk/praca-zamestnanost/podpora-zamestnanosti-sluzby-zamestnanosti/pomoc-obcanom/</a>	<ul style="list-style-type: none"> <li>- Act no. 568/2009 Coll. on lifelong learning</li> <li>- Act no. 5/2004 Coll. Employment Services, which provide for training and preparation for the labor market and defines disadvantaged job seekers (§ 8)</li> <li>- Second chance education (Section 30 of Act no. 245/2008 Coll., On education and training (Education Law) and on amendments to certain acts as amended)</li> <li>- Under the national project NILL Further education and counseling for adults as a tool for better applicability in the labor market was created nationwide network of advisory (25 advisory centres) as of 01.04.2014, which provide consultancy for career development and personal growth, information for individuals about educational programs of initial and further education, information of the possibility of performing test for recognition of the results of further education.</li> </ul>
			A national or regional strategic policy framework for lifelong learning is in place that contains measures to widen access to LL including through efforts to effectively implement transparency tools (for example the European Qualifications Framework, National Qualifications Framework, European Credit system for Vocational Education and Training, European Quality Assurance in Vocational Education and Training);	no	<a href="http://www.tvorbansk.sk/">http://www.tvorbansk.sk/</a> <a href="http://nuczv.sk/projekty/dalsie-vzdelavanie-a-poradenstvo-pre-dospelych-ako-nastroj-lepsei-uplatnitelnosti-na-trhu-prace/">http://nuczv.sk/projekty/dalsie-vzdelavanie-a-poradenstvo-pre-dospelych-ako-nastroj-lepsei-uplatnitelnosti-na-trhu-prace/</a>	<p>There is the implementation of 2 key national projects dedicated to the development of adult education in Slovakia between 2013 and 2015:</p> <ul style="list-style-type: none"> <li>- Development of a National Qualifications System (the project should contribute to increasing adult participation in continuing education and counselling for adults);</li> <li>- Further education and counselling for adults as a tool for better applicability in the labour market (the aim of the project is to create and develop an effective system of lifelong education and lifelong counselling aimed at developing core competencies, deepening and increasing the qualifications in line with current and prospective needs of the knowledge society available throughout life for all citizens in the SR.)</li> </ul>
			A national or regional strategic policy framework for lifelong learning is in place that contains measures to improve the labour market relevance of education and training and to adapt it to the needs of identified target groups (for example young people in vocational training, adults, parents returning to the	no	<a href="http://www.minedu.sk/9772-sk/dokumenty-a-predpisy/">http://www.minedu.sk/9772-sk/dokumenty-a-predpisy/</a> <a href="http://www.tvorbansk.sk/">http://www.tvorbansk.sk/</a> <a href="http://nuczv.sk/projekty/dalsie-vzdelavanie-a-poradenstvo-pre-dospelych-ako-nastroj-lepsei-uplatnitelnosti-na-trhu-prace/">http://nuczv.sk/projekty/dalsie-vzdelavanie-a-poradenstvo-pre-dospelych-ako-nastroj-lepsei-uplatnitelnosti-na-trhu-prace/</a>	<ul style="list-style-type: none"> <li>- Lifelong Learning Strategy 2011</li> <li>- Action Plan for the Implementation Strategy of Lifelong Learning in 2011</li> <li>- Second chance education (Section 30 of Act no. 245/2008 Coll., On education and training (Education Law) and on amendments to certain acts as amended)</li> </ul> <p>There have been implemented two key national projects on the development of adult education in Slovakia from 2013 to 2015:</p>

			labour market, low-skilled and older workers, migrants and other disadvantaged groups, in particular people with disabilities).		<a href="#">uplatniteľnosti-na-trhu-prace/</a> <a href="https://www.minedu.sk/zakon-c-2452008-z-z-o-vychove-a-vzdelavani-skolsky-zakon-a-o-zmene-a-doplneni-niektorých-zakónov-v-zneni-neskorsich-predpisov/">https://www.minedu.sk/zakon-c-2452008-z-z-o-vychove-a-vzdelavani-skolsky-zakon-a-o-zmene-a-doplneni-niektorých-zakónov-v-zneni-neskorsich-predpisov/</a>	<p>Creation of the National Qualification System (project should contribute to increased participation in further education through the development of adult education and counseling for adults);</p> <p>Further education and counseling for adults as a tool for better applicability in the labor market</p>
10.4. The existence of a national or regional strategic policy framework for increasing the quality and efficiency of VET systems within the limits of Article 165 TFEU.	2	no	A national or regional strategic policy framework is in place for increasing the quality and efficiency of VET systems within the limits of Article 165 TFEU which includes measures to improve the labour market relevance of VET systems in close cooperation with relevant stakeholders including through mechanisms for skills anticipation, adaptation of curricula and the strengthening of work- based learning provision in its different forms;	no	<a href="http://www.minedu.sk/zakon-o-odbomom-vzdelavani-a-priprave/">http://www.minedu.sk/zakon-o-odbomom-vzdelavani-a-priprave/</a>  <a href="http://www.radavladyoyp.sk/">http://www.radavladyoyp.sk/</a>  <a href="http://www.uips.sk/regionalne-skolstvo/uplatnenie-absolventov-ss">http://www.uips.sk/regionalne-skolstvo/uplatnenie-absolventov-ss</a>  <a href="http://www.upsvar.sk/buxus/docs/urady/DK/Analzy_a_prognozy_o_vyvoji_trhu_prace/analzya_prognoz_2013.pdf">http://www.upsvar.sk/buxus/docs/urady/DK/Analzy_a_prognozy_o_vyvoji_trhu_prace/analzya_prognoz_2013.pdf</a>  <a href="http://www.tvorbansk.sk/">http://www.tvorbansk.sk/</a>  <a href="http://www.siov.sk/narodny-projekt-24512s">http://www.siov.sk/narodny-projekt-24512s</a>  <a href="http://www.siov.sk/rozvoj-stredneho-odborneho-vzdelavania-rsov/24505s">http://www.siov.sk/rozvoj-stredneho-odborneho-vzdelavania-rsov/24505s</a>	<p>Act No. 184/2009 Coll. deals with the status and roles of entities involved in quadrilateral cooperation in the field of vocational education and training, which are the public administration, the self-administration, employers and employees. It creates conditions motivating employers to promote vocational school system. The purpose of the Act is to create effective tools for the adaptation of vocational education and training to changing demands of the labour market, raise the interest of primary school pupils to study at secondary vocational schools, to promote study in fields of education which are required by employers, and establish a mechanism to reduce the number of graduates from fields of study in which employers are not interested.</p> <p>The Slovak Government Council for vocational education and training, regional and sectoral councils for vocational education and training aim to allow each employer to participate directly or with their observations in upgrading the existing content of education and training, in the implementation of vocational education and training, and in the quality assessment in the context of completing the study.</p>
			A national or regional strategic policy framework is in place for increasing the quality and efficiency of VET systems within the limits of Article 165 TFEU which includes measures: to increase the quality and attractiveness of VET including through establishing a national approach for quality assurance for VET (for example in line with the, European Quality Assurance Reference Framework for Vocational Education and Training) and implementing the transparency and recognition tools, for example European Credit system for Vocational Education and Training. (ECVET).	no	<a href="http://www.tvorbansk.sk/">http://www.tvorbansk.sk/</a>  <a href="http://www.siov.sk/narodny-projekt-24512s">http://www.siov.sk/narodny-projekt-24512s</a>  <a href="http://www.siov.sk/rozvoj-stredneho-odborneho-vzdelavania-rsov/24505s">http://www.siov.sk/rozvoj-stredneho-odborneho-vzdelavania-rsov/24505s</a>	<p>Increasing the attractiveness and quality of vocational education and training will be provided by adopted new Act on vocational education and training, which will present the elements of dual training (planned submission of the draft Act until 31.12.2014, adoption until 28.2.2015, effect of the Act starting from 1.3.2015).</p> <p>From 2013, 3 key national projects devoted to the increasing the attractiveness of vocational education and training in SR are being implemented:</p> <ul style="list-style-type: none"> <li>- Development of the National System of Qualifications (the aim is to develop 1 000 partial and complete qualifications in the form of developing qualification standards based on educational output and evaluation standards),</li> <li>- Promotion of professional orientation of primary school pupils to vocational education and preparation through developing polytechnical education focused on the development of working skills and work with talents (the</li> </ul>

						aim is to equip specialized classrooms of primary schools, to develop continuing education programmes for the teachers of natural science subjects),
<b>1. Anti-discrimination</b> The existence of administrative capacity for the implementation and application of Union anti-discrimination law and policy in the field of ESI Funds.	all	no	Arrangements in accordance with the institutional and legal framework of Member States for the involvement of bodies responsible for the promotion of equal treatment of all persons throughout the preparation and implementation of programmes, including the provision of advice on equality in ESI fund-related activities;	no	Act No. 575/2001 Coll. on Organisation of Governmental Activities and of Central State Administration Activities, as amended Anti-Discrimination Act Act No. 365/2004 Coll. on Equal Treatment in Certain Areas and Protection against Discrimination, and amending and supplementing certain laws as amended)	Explanation of fulfilment of ex-ante conditionality is given in Annex12.36.
			Arrangements for training for staff of the authorities involved in the management and control of the ESI Funds in the fields of Union anti-discrimination law and policy.	no		
<b>2. Gender equality</b> The existence of administrative capacity for the implementation and application of Union gender equality law and policy in the field of ESI Funds	all	no	Arrangements in accordance with the institutional and legal framework of Member States for the involvement of bodies responsible for gender equality throughout the preparation and implementation of programmes, including the provision of advice on gender equality in ESI Fund-related activities;	no	An additional list and directory of cooperating non-governmental organisations in the SR dealing with the rights of women and gender equality <a href="http://www.gender.gov.sk/?page_id=347">http://www.gender.gov.sk/?page_id=347</a>	Explanation of fulfilment of ex-ante conditionality is given in Annex12.36.
			Arrangements for training for staff of the authorities involved in the management and control of the ESI Funds in the fields of Union gender equality law and policy as well as on gender mainstreaming.	no		
<b>3. Disability</b> The existence of administrative capacity for the implementation and application of the United Nations Convention on the rights of persons with disabilities (UNCRPD) in the	all	no	Arrangements in accordance with the institutional and legal framework of Member States for the consultation and involvement of bodies in charge of protection of rights of persons with disabilities or representative organisations of persons with disabilities and other relevant stakeholders throughout the preparation and implementation of programmes	no	National Programme for the Development of Living Conditions for Persons with Disabilities 2014 – 2020. <a href="http://www.rokovania.sk/Rokovanie.aspx/BodRokovaniaDetail?idMaterial=23180">http://www.rokovania.sk/Rokovanie.aspx/BodRokovaniaDetail?idMaterial=23180</a>	Explanation of fulfilment of ex-ante conditionality is given in Annex12.36.

field of ESI Funds in accordance with Council Decision 2010/48/EC.			Arrangements for training for staff of the authorities involved in the management and control of the ESI Funds in the fields of applicable Union and national disability laws and policies, including accessibility and the practical application of the UNCRPD as reflected in Union and national legislation, as appropriate.	no		Explanation of fulfilment of ex-ante conditionalities is given in Annex12.36.
			Measures to ensure the monitoring of the implementation of Article 9 of the UN Convention on the Rights of Persons with Disabilities with respect to ESIF during the preparation and implementation of programmes.	no		Explanation of fulfilment of ex-ante conditionality is given in Annex12.36.
<p style="text-align: center;"><b>4. Public procurement</b></p> <p>The existence of arrangements for the effective application of Union public procurement law in the field of the ESI Funds.</p>	all	no	Arrangements for the effective application of Union public procurement rules through appropriate mechanisms.	no	<p>Act No. 25/2006 Coll. on Public Procurement and on the Amendment of Certain Acts, as amended</p> <p><a href="http://www.uvo.gov.sk/legislativa/document_library_display/74qW/view/706651?_110_INSTANCE_74qW_redirect=http%3A%2F%2Fwww.uvo.gov.sk%2Flegislativa%3Fp_p_id%3D110_INSTANCE_74qW%26p_p_lifecycle%3D0%26p_p_state%3Dnormal%26p_p_mode%3Dview%26p_p_col_id%3Dcolumn-2%26p_p_col_count%3D1">http://www.uvo.gov.sk/legislativa/document_library_display/74qW/view/706651?_110_INSTANCE_74qW_redirect=http%3A%2F%2Fwww.uvo.gov.sk%2Flegislativa%3Fp_p_id%3D110_INSTANCE_74qW%26p_p_lifecycle%3D0%26p_p_state%3Dnormal%26p_p_mode%3Dview%26p_p_col_id%3Dcolumn-2%26p_p_col_count%3D1</a></p> <p>Act No. 95/2013 Coll. (Amendment to Act No. 25/2006 Coll.)</p> <p><a href="http://www.upsvar.sk/buxus/docs//urady/VK/vol/13-z095.pdf">http://www.upsvar.sk/buxus/docs//urady/VK/vol/13-z095.pdf</a></p>	Explanation of fulfilment of ex-ante conditionality is given in Annex 12.36.

			Arrangements which ensure transparent contract award procedures.	No		Explanation of fulfilment of ex-ante conditionality is given in Annex 12.36.
			Arrangements for training and dissemination of information for staff involved in the implementation of the ESI funds.	No	According to the Decree of the Slovak Government No. 21/2013, the Office for Public Procurement will prepare, in cooperation with each managing authority, a report on the results of inspections and audits in the area of public procurement, on a half-yearly basis, and such a report will be published: <a href="http://www.rokovania.sk/Rokovanie.aspx/BodRokovaniaDetail?idMaterial=21941">http://www.rokovania.sk/Rokovanie.aspx/BodRokovaniaDetail?idMaterial=21941</a> (e.g. <a href="http://www.opzp.sk/dokumenty/projektove-dokumenty/rozhodnutia-uvo-sr-v-procesoch-vo-v-ramci-projektov-op-zp-v-programovom-obdobi-2007-2013/">http://www.opzp.sk/dokumenty/projektove-dokumenty/rozhodnutia-uvo-sr-v-procesoch-vo-v-ramci-projektov-op-zp-v-programovom-obdobi-2007-2013/</a> ) or ( <a href="http://www.ropka.sk/sk/verejne-obstaravania/">http://www.ropka.sk/sk/verejne-obstaravania/</a> ) <a href="http://www.uvo.gov.sk/za-obdobie-od-1.1.2013-do-30.6.2013">http://www.uvo.gov.sk/za-obdobie-od-1.1.2013-do-30.6.2013</a>	Explanation of fulfilment of ex-ante conditionality is given in Annex 12.36.
			Arrangements to ensure administrative capacity for implementation and application of Union public procurement rules.	No	Public Procurement Office <a href="http://www.uvo.gov.sk/domov">http://www.uvo.gov.sk/domov</a>  Guidelines (PPO) ( <a href="http://www.uvo.gov.sk/metodicke-usmernenia">http://www.uvo.gov.sk/metodicke-usmernenia</a> )	Explanation of fulfilment ex-ante conditionality is given in Annex 12.36.
<b>5. State aid</b> <b>The existence of arrangements for the effective application of Union State aid rules in the field of the ESI Funds.</b>	All (apart from Priority axis 6 – Technical Assistance)	Partially	Arrangements for the effective application of Union State aid rules  Arrangements for training and dissemination of information for staff involved in the implementation of the ESI funds.	yes  yes	The document "Service Office Employee training plan of the MARD SR for 2014"	Explanation of fulfilment of ex-ante conditionality is given in Annex 12.36.

			Arrangements to ensure administrative capacity for implementation and application of Union State aid rules.	no	The document "Analysis to evaluate the adequacy of administrative capacities in the area of state aid for the 2014-2020 programming period" dated 26.9.2013	
6. Environmental legislation relating to Environmental Impact Assessment (EIA) and Strategic Environmental Assessment (SEA) The existence of arrangements for the effective application of Union environmental legislation related to EIA and SEA.	all	partially	Arrangements for the effective application of Directive 2011/92/EU of the European Parliament and of the Council (EIA) and of Directive 2001/42/EC of the European Parliament and of the Council (SEA).	no	Act 24/2006 Coll. on environmental impact assessment and amending some other laws, as amended by later legislation The Act is published at the website <a href="https://www.slov-lex.sk">https://www.slov-lex.sk</a> Bill amending Act No. 24/2006 Coll. concerning evaluation of environmental impacts and amending certain other laws, as amended, and amending certain other laws  <a href="http://www.rokovania.sk/Rokovanie.aspx/BodRokovaniaDetail?idMaterial=23688">http://www.rokovania.sk/Rokovanie.aspx/BodRokovaniaDetail?idMaterial=23688</a>	Explanation of fulfilment of ex-ante conditionality is given in Annex 12.36.
			Arrangements for training and dissemination of information for staff involved in the implementation of the EIA and SEA Directives.	no (partially)	Strategy of training and information for staff involved in the implementation of EIA and SEA directives, including the proposal of measures for implementation adopted by the 7th negotiation of the MEn SR management, held on 7.3.2013.	Explanation of fulfilment of ex-ante conditionality is given in Annex 12.36.
			Arrangements to ensure sufficient administrative capacity.	yes	Analysis of administrative capacities in the assessment of environmental impact (the implementation of EIA and SEA Directives), including draft measures to ensure their sufficient status adopted by discussion of the 3rd meeting of the management of the MEn SR, which was held on 24.1.2013.	Explanation of fulfilment ex-ante conditionality is given in Annex 12.36.
7. Statistical systems and result indicators The existence of a statistical basis	all	partially	Arrangements for timely collection and aggregation of statistical data with the following elements are in place:	yes	The Ministry of Agriculture and Rural Development of the SR (MA for IROP) according to CCA's draft Guidelines on the development of measurable	The description of systems for the monitoring and assessment includes: 1. Measurable indicators, the definition, calculation method, the unit of measure, the target value, the source and monitoring periodicity. The allocation of output indicators and of the result of to the priority axis, thematic objective, investment priority and specific objective. With the significant factor affecting the structure of

<p>necessary to undertake evaluations to assess the effectiveness and impact of the programmes.</p> <p>The existence of a system of result indicators necessary to select actions, which most effectively contribute to desired results, to monitor progress towards results and to undertake impact evaluation.</p>			<ul style="list-style-type: none"> <li>- the identification of sources and mechanisms to ensure statistical validation;</li> <li>- arrangements for publication and public availability of aggregated data;</li> </ul>		<p>indicators on the programme and project levels, prepared a description of systems for the monitoring and assessment on the level of IROP strategic document.</p>	<p>measurable indicators (output and result), the experience in the setting and performance of measurable indicators during the 2007 – 2013 programming period was considered.</p> <p>2. Performance framework: rationale for the selection of indicators, specification of milestones and target values for 2018 and 2023, description, calculation of milestones and target values, and the percentage representing interventions on the level of priority axes.</p> <p>3. Data for evaluation: defining the focus of evaluation, identification of expected evaluation methods, data and information, data sources, frequency of collection, method of archiving and information on the protection of sensitive data and their security.</p>
			<p>An effective system of result indicators including:</p> <ul style="list-style-type: none"> <li>- the selection of result indicators for each programme providing information on what motivates the selection of policy actions financed by the programme;</li> <li>- the establishment of targets for these indicators;</li> <li>- the consistency of each indicator with the following requisites: robustness and statistical validation, clarity of normative interpretation, responsiveness to policy, and timely collection of data.</li> </ul>	yes (partially)	<p>Result indicators are part of the description of systems for monitoring and assessment for IROP which MARD SR (MA for IROP) developed according to CCA's draft Guidelines on the development of measurable indicators on the programme and project levels.</p>	<p>MARD SR (MA for IROP) defined measurable indicators of the result within the proposal of IROP.</p> <p>Measurable indicators of the result have a clear relation to a specific IROP objective, the definition, calculation method, the unit of measure, the initial value, the method of specification of initial value, the year for initial value, the target value (2023), the source and monitoring periodicity. In defining the result indicators, their relation to RITS was taken into account.</p>
			<p>Procedures in place to ensure that all operations financed by the programme adopt an effective system of indicators.</p>	no		<p>After the approval of indicators within IROP, MA for IROP will focus on the development of a code list for measurable indicators on the project level, taking into account the needs defined in RITS.</p> <p>Measurable indicators on the project level will be defined in collaboration with IB/MA and in accordance with the CCA's Guidelines on the development of measurable indicators on the programme and project levels. General basic baselines for the development of project measurable indicators is the need, e.g., of the preservation of the intervention logic, ensuring their aggregation to the programme level, their interdependence with the activities of the operational programme, RIUS, ensuring the validity for verification, aggregability on the programme level.</p>

## 9.2 Description of actions to fulfill ex-ante conditionalities, responsible bodies and timetable

**Table No. 52** *Actions to implement applicable general ex-ante conditionalities*

Unfulfilled or partially fulfilled applicable thematic ex-ante conditionality	Criteria not fulfilled	Actions to be taken	Deadline (date)	Bodies responsible
<p>1. Anti-discrimination</p> <p>The existence of administrative capacity for the implementation and application of Union anti-</p>	<p>Arrangements in accordance with the institutional and legal framework of Member States for the involvement of bodies</p>	<p>Explanation of fulfilment of ex-ante conditionality is given in Annex 12.36.</p>	<p>All dates in Annex 12.36.</p>	<p>MLSAF SR</p>

<b>discrimination law and policy in the field of ESI Funds.</b>	responsible for the promotion of equal treatment of all persons throughout the preparation and implementation of programmes, including the provision of advice on equality in ESI fund-related activities.			
	Arrangements for training for staff of the authorities involved in the management and control of the ESI Funds in the fields of Union anti-discrimination law and policy.	Explanation of fulfilment of ex-ante conditionality is given in Annex12.36.	All dates in Annex12.36.	MLSAF SR
<b>2. Gender equality The existence of administrative capacity for the implementation and application of Union gender equality law and policy in the field of ESI Funds.</b>	Arrangements in accordance with the institutional and legal framework of Member States for the involvement of bodies responsible for gender equality throughout the preparation and implementation of programmes, including the provision of advice on gender equality in ESI Fund-related activities.	Explanation of fulfilment of ex-ante conditionality is given in Annex12.36.	All dates in Annex12.36.	MLSAF SR
	Arrangements for training for staff of the authorities involved in the management and control of the ESI Funds in the fields of Union gender equality law and policy as well as on gender mainstreaming.	Explanation of fulfilment of ex-ante conditionality is given in Annex12.36.	All dates in Annex12.36.	MLSAF SR
<b>3. Disability The existence of administrative capacity for the implementation and application of the United Nations Convention on the rights of persons with disabilities (UNCRPD) in the field of ESI Funds in accordance with Council Decision 2010/48/EC</b>	Arrangements in accordance with the institutional and legal framework of Member States for the consultation and involvement of bodies in charge of protection of rights of persons with disabilities or representative organisations of persons with disabilities and other relevant stakeholders throughout the preparation and implementation of programmes.	Explanation of fulfilment of ex-ante conditionality is given in Annex12.36.	All dates in Annex12.36.	MLSAF SR
	Arrangements for training for staff of the authorities involved in the management and control of the ESI Funds in the fields of applicable Union and national disability law and policy, including accessibility and the practical application of the UNCRPD as reflected in Union and national legislation, as appropriate.	Explanation of fulfilment of ex-ante conditionality is given in Annex12.36.	All dates in Annex12.36.	MLSAF SR
	Arrangements to ensure monitoring of the implementation of Article 9 of the UNCRPD in relation to the ESI Funds throughout the preparation and the implementation of the programmes.	Explanation of fulfilment of ex-ante conditionality is given in Annex12.36.	All dates in Annex12.36.	MLSAF SR

<b>4. Public procurement</b>  <b>The existence of rules for the effective application of European Union legislation on public procurement</b>	Measures for the effective application of EU public procurement through appropriate mechanisms.	Explanation of fulfillment of ex-ante conditionality is given in Annex 12.36	All dates in Annex 12.36	Public Procurement Office (PPO), CCA
	Measures to ensure transparent procedures for awarding contracts.	The area of awarding contracts not subject to the relevant EU Directives in public procurement (below the limit of the contract) legislation is covered by the law of public procurement itself in the SR. This secures the compulsory procedure under this Act for the procurement of works, goods and services to public authorities, authorities and persons who are beneficiaries of the financial contribution.	30. 6. 2015	Responsible: Depending on the type of action mentioned in criterion 1
	Measures to provide training and information for staff involved in the implementation of European Structural Funds and Investment.	Providing training of central coordinating authority regarding the procedures of administrative control of public procurement management system, presenting the most common deficiencies identified during inspections of public procurement.	30. 6. 2015	Central Coordinating Authority, in cooperation with relevant organizational units of the Government and the PP and the AO
	Measures to ensure administrative capacity for implementation and application of Union rules on public procurement.	To increase the cooperation of government entities participating in the procurement and control of the competition, this cooperation will be enhanced between the Public Procurement Office and the Antimonopoly Office of the Slovak Republic, and also in ensuring the administrative capacities of these entities through technical assistance.	30. 6. 2015	OPTA in cooperation with the CCA and the AO
<b>5. State Aid</b> <b>The existence of arrangements for the effective application of Union State aid rules in the field of the ESI Funds.</b>	Arrangements to ensure administrative capacity for implementation and application of Union State aid rules	Explanation of fulfillment of ex-ante conditionality is given in Annex12.36.	All dates in Annex 12.38.	MARD SR
<b>6. Environmental legislation relating to Environmental Impact Assessment (EIA) and Strategic Environmental Assessment (SEA)</b> <b>The existence of arrangements for the effective application of Union environmental legislation related to EIA and SEA.</b>	Arrangements for the effective application of Directive 2011/92/EU of the European Parliament and of the Council (EIA) and of Directive 2001/42/EC of the European Parliament and of the Council (SEA);	Explanation of fulfillment of ex-ante conditionality is given in Annex12.36.	All dates in Annex 12.38.	MEnv SR in cooperation with CCA and relevant authorities of the state administration
		Approval by the National Council of the Slovak Republic	30.11.2014	MEnv SR in cooperation with CCA and relevant authorities of the state administration
		Envisaged effective date of the amendment to the Act	1.12.2014	MEnv SR in cooperation with CCA and relevant authorities of the state administration
		Explanation of fulfillment of ex-ante conditionality is given in Annex12.36.	31.12.2014	MEnvSR in cooperation with CCA and relevant

				authorities of the state administration
		Assessment of the material, technical and human resources needed for implementation of the amendment to the Act	30.6.2014	MEnv SR in cooperation with CCA and relevant authorities of the state administration
	Arrangements for training and dissemination of information for staff involved in the implementation of the EIA and SEA Directives.	Conduction of trainings aimed at respective legislative regulations.	31.12.2014	MEnv SR in cooperation with CCA and relevant authorities of the state administration
<b>7. Statistical systems and result indicators</b> The existence of a statistical basis necessary to undertake evaluations to assess the effectiveness and impact of the programmes. The existence of a system of result indicators necessary to select actions, which most effectively contribute to desired results, to monitor progress towards results and to undertake impact evaluation.	Procedures in place to ensure that all operations financed by the programme adopt an effective system of indicators.	Elaboration of an index of measurable indicators of projects within the meaning of the principles of creation of measurable indicators on project level, which are defined in the CCA Guideline on the creation of measurable indicators on program and project level.	Up to the commencement of implementation of IROP, continually 1Q2015 together with programme documentation.	MARD SR (IROP MA)

**Table No. 53** *Actions to fulfill applicable thematic ex-ante conditionalities*

Unfulfilled or partially fulfilled applicable general ex-ante conditionality	Criteria not fulfilled	Actions to be taken	Deadline (date)	Bodies responsible
<b>6.1 Water sector: The existence of a) a water pricing policy which provides adequate incentives for users to use water resources efficiently and b) an adequate contribution of the different water uses to the recovery of the costs of water services at a rate determined in the approved river basin management plan for investment supported by the programmes.</b>	In sectors supported by the ERDF and the Cohesion Fund, a Member State has ensured a contribution of the different water uses to the recovery of the costs of water services by sector consistent with the first indent of Article 9(1) of Directive 2000/60/EC having regard, where appropriate, to the social, environmental and economic effects of the recovery as well as the geographic and climatic conditions of the region or regions affected.	Explanation of fulfilment of ex-ante conditionality is given in Annex12.36.	30.12.2014	ME SR – Water section in cooperation with department of legislation
		Explanation of fulfilment of ex-ante conditionality is given in Annex12.36.	30. 12. 2015	ME SR – Water section in cooperation with expert sectorial organizations and in cooperation with MARD SR (responsible department for diffuse pollution).
	The adoption of a river basin management plan for the river basin district consistent with Article 13 of Directive 2000/60/EC.	The implementation of a monitoring program for the relevant year based on the approved Framework Monitoring Programme for the years 2010 - 2015	Annually in accordance with the Framework monitoring programme 2010-2015	ME SR – Water section in cooperation

				with expert sectorial organizations
		Evaluation of progress in achieving environmental objectives and application of the exemptions under Art. 4 (especially Art. 4 paragraph. 7)	30. 11. 2014	ME SR – Water section in cooperation with expert sectorial organizations
		Verification, revision and update of the program measures	30. 11. 2014	ME SR – Water section in cooperation with expert sectorial organizations
		Water management plans in accordance with Art. 13 RSV	30. 12. 2015	ME SR – Water section in cooperation with expert sectorial organizations
<p><b>7.1. Transport: The existence of a comprehensive plan or plans or framework or frameworks for transport investment in accordance with the Member States' institutional structure (including public transport at regional and local level) which supports infrastructure development and improves connectivity to the TEN-T comprehensive and core networks.</b></p>	<p>The existence of a comprehensive transport plan or plans or framework or frameworks for transport investment which complies with legal requirements for strategic environmental assessment and sets out:</p>	<p><i>Strategic Plan for the Development of Transport Infrastructure in the Slovak Republic until 2020 (Stage I.)</i> Completion of the process of strategic environmental assessment (SEA) of the Strategic Plan for the Development of Transport Infrastructure in the Slovak Republic until 2020 (Stage I.), including the <i>Strategy for the Development of Public Passenger and Non-Motorised Transport in the Slovak Republic until 2020</i>, which constitutes its appendix.</p>	30.6.2014	MTCRD SR
		<p><i>Strategic Plan for the Development of Transport Infrastructure in the Slovak Republic until 2030 (Stage II.)</i> - Procurement of a transport model of the Slovak Republic for the purpose of more efficient assessment of needs and more effective planning of further development of the transport infrastructure in the Slovak Republic. - Elaboration on the basis of outputs from the transport model of the Slovak Republic. - Conduction of strategic environmental assessment. - Submission of the Strategic Plan for the Development of Transport Infrastructure in the Slovak Republic until 2030 (stage II.) to the Economic and Social Council of the Slovak Republic for discussion. - Submission to the Government of the Slovak Republic for negotiation. - Submission to the EC for the purpose of assessing of complete fulfilment of ex ante conditionalities stipulated for transport sector.</p>	31.10. 2015  30.6. 2016 31.10. 2016  30.11. 2016  31.12. 2016 31.12. 2016	MTCRD SR
	<p>- a realistic and mature pipeline for projects for which support from the ERDF and the Cohesion Fund is envisaged,</p>	<p>Drawing up of the <i>implementation plan for projects financed from the CF, ERDF and CEF</i> as part of the Action Plan for fulfilment of the ex-ante conditionality No. 7 according to the form defined in the EC Guidance Note concerning the contents of the Action Plans.</p>	30.6. 2014	MTCRD SR
	<p>Measures to ensure the capacity of intermediary bodies and beneficiaries to deliver the project pipeline.</p>	<p>Drawing up of the analysis of capacities of intermediate bodies and recipients. The analysis should identify measures that must be taken for the consolidation of capacities in terms of the implementation of planned projects with the aim of preventing problems that occurred during implementation within the programming period 2007 - 2013.</p>	31.5. 2014	MTCRD SR

		Application of the measures identified by the analysis, i.e. the adoption of necessary steps for putting the measures into practice.	31.10. 2014	MTCRD SR
<b>9.1. The existence and the implementation of a national strategic policy framework for poverty reduction aiming at the active inclusion of people excluded from the labour market in the light of the Employment guidelines.</b>	A national strategic policy framework for poverty reduction, aiming at active inclusion, is in place that provides a sufficient evidence base to develop policies for poverty reduction and monitor developments.	Project implementation – <i>preparation of National Framework Strategy</i> .  Creation of the analytical part of <i>National Framework Strategy</i> .	31.8. 2013 – 30.6. 2014 up to 28.2. 2014	MLSAF SR Institute for Labour and Family Research SR
	contains measures supporting the achievement of the national poverty and social exclusion target (as defined in the National Reform Programme), which includes the promotion of sustainable and quality employment opportunities for people at the highest risk of social exclusion, including people from marginalised communities			
	Upon request and where justified, relevant stakeholders will be provided with support for submitting project applications and for implementing and managing the selected projects.			
<b>9.3. Health: The existence of a national or regional strategic policy framework for health within the limits of Article 168 TFEU ensuring economic sustainability.</b>	A monitoring and review system	Explanation of fulfilment of ex-ante conditionality is given in Annex12.36.	All dates in Annex 12.36.	MH SR
	Member State or region has adopted a framework outlining available indicative allocations and cost-effective concentration of resources on priority needs for health care.	Explanation of fulfilment of ex-ante conditionality is given in Annex12.36.	All dates in Annex12.36.	MH SR
<b>10.1. Early school leaving: The existence of a strategic policy framework to reduce early school leaving (ESL) within the limits of Article 165 TFEU.</b>	A system for collecting and analysing data and information on ESL at relevant levels is in place that provides a sufficient evidence- base to develop targeted policies and monitors developments.	Explanation of fulfilment of ex-ante conditionality is given in Annex12.36.	31.12. 2014	MESRS SR
<b>10.3. Lifelong learning (LL): The existence of a national and/or regional strategic policy framework for lifelong learning within the limits of Article 165 TFEU.</b>	A national or regional strategic policy framework for lifelong learning is in place that contains measures for the provision of skills development for various target groups where these are identified as priorities in national or regional strategic policy frameworks (for example young people in vocational training, adults, parents returning to the labour market, low skilled and older workers, migrants and other disadvantaged groups, in particular people with disabilities)	Explanation of fulfilment of ex-ante conditionality is given in Annex 12.36	All dates in Annex 12.36	Responsible authority in the Annex 12.36.
	A national or regional strategic policy framework for lifelong learning is in place that contains measures to widen access to LL including through efforts to effectively implement transparency tools (for example the European Qualifications Framework,			

	National Qualifications Framework, European Credit system for Vocational Education and Training, European Quality Assurance Reference Framework for Vocational Education and Training)			
<b>10.4 The existence of a national or regional strategic policy framework for increasing the quality and efficiency of VET systems within the limits of Article 165 TFEU.</b>	There is a strategic framework for national or regional policy in place to improve the quality and effectiveness of vocational education and training within the limits of Article 165 TEU, which includes the increasing importance of systems of vocational education and training in terms of the labor market in close cooperation with relevant stakeholders, including through mechanisms for anticipating skills, modifying curricula and strengthening training in the workplace in various forms.	Explanation of fulfilment of ex-ante conditionality is given in Annex12.36.	All dates in Annex12.36.	Responsible authority in the Annex12.36.
	National or regional strategic policy framework is in place for increasing the quality and efficiency of VET systems within the limits of Article 165 TFEU which includes measures to increase the quality and attractiveness of VET including through establishing a national approach for quality assurance for VET (for example in line with the, European Quality Assurance Reference Framework for Vocational Education and Training) and implementing the transparency and recognition tools, for example European Credit system for Vocational Education and Training. (ECVET).	Explanation of fulfilment of ex-ante conditionality is given in Annex12.36.	All dates in Annex12.36.	Responsible authority in the Annex12.36.

## 10 Reduction of the administrative burden for beneficiaries

Identification and elimination of the causes of beneficiaries' inadequate administrative burden<sup>93</sup> (hereinafter as "AB") is the key prerequisite to optimise the conditions for effective, efficient and at the same time transparent use of funds from ESIF.

Major potential and also need to reduce the administrative burden associated with grants from ESIF in the 2014 – 2020 programming period was, based on the experiences from the PP 2007 – 2013, identified in connection with project preparation (particularly the scope and repeated/multiple provision of supporting documentation), the tendering procedure and demonstration of eligibility of expenses.

In the 2007 – 2013 programme period the complexity of rules and conditions related to these process areas resulted in higher error rate of beneficiary outputs, which led, inter alia, to a high rate of rejected applications for non-refundable subsidy due to the fact that they did not meet the formal correctness criteria (project eligibility and completeness), frequent need of repeated tendering procedure, failure to use a part of the funds covered by the contract (in consequence of mistakes relating to the demonstration of eligibility of expenditures), numerous requirements for project changes, significant delays with project implementation and in many cases also prematurely terminated project implementation<sup>94</sup>.

Various measures to reduce AB of beneficiaries were adopted in 2007 – 2013 PP from time to time. The measures adopted include for example:

- Reduction of the administrative load associated with the project preparation (reduced extent of documents required) if they are in public domain without requesting the information from the beneficiaries (e.g. verification of financial statements by checking the register of financial statement);
- Organising consultation events ("open days") with potential applicants to inform them directly and interactively of the terms and conditions of support, good experience, and the most frequent mistakes;
- Efforts to implement simplified reporting of costs (for internal project management in case of deinstitutionalisation of social services and social and legal protection of children and social guardianship in ROP);
- Providing public access to tender documentation templates (tender specifications, tender evaluation criteria, etc.) (e.g. in case of call with code ROP-1.1-2014/01, school infrastructure).

In the 2014 – 2020 programming period, CCA will introduce other system measures on central level, which will be supplemented by measures implemented by MA specifically with respect to IROP. Key planned measures to reduce AB for beneficiaries and increase the effectiveness of funds granted from ESIF include:

Planned measures	Planned implementation date
Provision of qualified advisory and information services on regional level through common regional network of information centres to facilitate the preparation of supporting documentation for project development and implementation and improve availability of information on the possibilities and the terms of getting assistance from ESIF	Following the creation of a common regional network
Simplified, standardised, clearer and more specific definition of the form and contents of calls for applications for non-refundable financial subsidy and relevant governing documentation for beneficiaries with focus on "user friendly" format (if applicable, providing examples of good practice and the most frequently occurring mistakes and defects)	As of the first call
Reducing the administrative load associated with project preparation (reducing the scope of the documents required) by exchanging in mutual communication	As of the first call

relevant information about applicants and projects that is available to government bodies without requesting it from the beneficiaries	
Improving the effectiveness of the procedure to demonstrate the effectiveness of expenses with respect to the projects submitted and their (ex-ante) evaluation in the project selection procedure by wider application of benchmarks, financial thresholds, unit costs etc. instead of less effective ways of demonstrating the effectiveness of the expenses in the 2007-2013 programming period (e.g. market research)	As of the first call
Providing public access to templates of tender documentation (tender specifications, tender evaluation criteria, etc.) to provide examples of good practice and minimise the mistakes in the tendering procedure	31.07.2015
Introduction of the rules of result oriented approach in the form of a clearly defined subject matter of project, terms and conditions and the results of its implementation in the Contract on non-refundable financial subsidy (for both contracting parties – the beneficiary as well as the provider) and focus on achieving the defined project objectives (and not formal aspects of the fulfilment of the Contract on NRFS) with the elements of motivation and sanction mechanism	As of the first call
Introduction of clear and effective rules for change proceedings allowing to respond adequately to any change in the circumstances of project implementation	As of the first call
Use of simplified project expense statements for those types of activities that are appropriate due to their nature	As of the date of relevant call
Amendment of the current information system (ITMS) to a “user-friendly” system fully taking into consideration the requirements of e-cohesion the design and the functionalities of which will comply with the current global standards for intelligent open information systems	31.12.2015

<b>Planned measures (specific for IROP)</b>	<b>Planned implementation date</b>
A specific measure which, if functioning effectively, has the potential to contribute to AB reduction for beneficiaries as well as MA is the introduction of a so-called pre-selection of project proposals (“PPs”) for projects proposed based on RITS. PP is a simplified application for NRFS without any mandatory annexes (such as detailed construction project documentation, various confirmations). In the pre-selection process PP is evaluated and the result of the evaluation is the issuance of a positive or negative evaluation/assessment report (compliance or non-compliance with the terms and conditions of the call for PPs). According to Slovak law a negative evaluation report cannot prevent the submission of an application for NRFS. Nevertheless, it may be assumed that fewer applications for NRFS will be submitted if the critical amount of applicants with negative evaluation reports does not apply for subsidies.	From the time of IROP approval
Minimising the scope of the submitted supporting documentation mainly for payment requests if it has already been submitted.	As of the first call

## 11 Horizontal principles

### 11.1 Sustainable development

The main purpose of HP SD is the provision of environmental, economic and social sustainability of growth with special emphasis on protection and improvement of the environment by consideration of the “polluter-pays” principle.

The “Polluter pays“ principle is contained in the Slovak legislation, e.g. in Act No. 364/2004 Coll. on Waters (the Water Act) as amended, pursuant to which the operator who inflicted damage is obliged to take measures to remedy or reimburse the associated costs. Furthermore, Act No. 359/2007 Coll. on the prevention and remedying of environmental damage, as amended, Act No. 401/1998 Coll. on charges for air pollution, as amended, Act No. 223/2001 Coll. on wastes, as amended, Act No. 409/2011 Coll. on certain measures in relation to environmental burdens, as amended, which define the originator of environmental burdens in compliance with the “Polluter pays“ principle and lay down a mechanism for the determination of the obliged person. Within the care for the environment, Slovakia uses mainly two horizontal instruments - integrated pollution prevention and control and environmental impact assessment (EIA).

With respect to the need to identify the opportunities for proactive adaptation to climate changes, a national *Adaptation Strategy for adverse effects of climate changes of the SR* has been prepared. In accordance with the outcomes of the EU Council of February 2013, activities with respect to climate changes (mitigation and adaptation) were directly incorporated also into IROP earmarking an indicative allocation for identified measures.

The main activities of the SR in the field of natural disasters, risk prevention and management include flood prevention, prevention and management of risks arising from closed and abandoned mining waste repositories, the issue of risks associated with landslides and forest fires, and disaster prevention.

In 2016, the MEn SR prepared the *National Action Plan for Green Public Procurement in the Slovak Republic for the years 2016 to 2020*. The strategic objective of the the National Action Plan for Green Public Procurement in the Slovak Republic for the years 2016 - 2020 is to achieve a 50% share of realized green contracts by state authorities out of the total volume of the contracts concluded for selected product groups. In addition to environmental benefits, green PP can bring also social/medical benefits and economic benefits. According to the text of PD SR in order to reduce negative impact on the climate, reduce the air pollution and pollution of other environmental components, with the IROP implementation, also rules of green PP apply in accordance with procedures defined in this field on the national level uniformly for all OP co-financed from ESIF<sup>95</sup>. With respect to close linkage of these benefits to HP SD objectives, the coordinator takes into account also the use of voluntary environmental policy instruments.

The monitoring of energy savings will be ensured through the obligation of beneficiaries (for projects the subject of which is the construction or building conversion of buildings) to enter/provide data into the *energy efficiency monitoring system* (according to Act No. 476/2008 Coll. on Energy Efficiency), which is operated by the Slovak Innovation and Energy Agency.

MA IROP presents regular information on the implementation to the body in charge of the HP SD application, through the evaluation of monitoring reports, as well as through on-site inspections at regular intervals. Within particular pillars, where appropriate, relevant output indicators are monitored on the project level, e.g., the reduction of annual primary energy consumption in supported buildings, the number of new and maintained jobs, the number of ICT devices/systems, the number of new established business entities (self-employed persons, legal entities, etc.). The analytical, evaluation, strategic and methodological activities

for the application of HP SD are provided by the office of the Deputy Prime Minister of the Slovak Republic for Investment and Informatization (DPMII) on the national level. Equally, educational and training activities are provided to entities involved in the ESIF implementation, as well as to relevant socio-economic partners. The HP SD coordinator was represented in the working group for the preparation of IROP and also in the LC IROP.

The coordinator of the Sustainable Development horizontal principle, in cooperation with the MA for IROP, will define clear and objectively verifiable criteria for assessing the compliance of the application for NRFS with the HP SD, (e.g., meeting the thematic objectives of ESIF; contribution to adaptation/mitigation measures in the context of the climate change; attached decision of the inquiry proceedings or final opinion/statement of the competent authority that the activity is not subject to SEA/EIA – application of the polluter pays principle, etc.).

In areas affecting the environmental infrastructure, the IROP investment strategy is in line with the NRP SR *“place stress on green growth in order to use cleaner sources of growth and develop green industry, technology services and jobs.”*<sup>96</sup>

## 11.2 Equal opportunities and non-discrimination

Non-discrimination presents a strategic goal based on development of conditions to ensure equal access for all people to a particular social environment (e.g., an access to employment, education, health care, etc.), or to ensure an equal access to public services and resources. The aim is to eliminate and prevent discrimination and eliminate barriers which lead to isolation and exclusion of people from the public, social, professional life, and on the basis of such social categories as sex/gender, age, disability, race, ethnicity, religion, sexual orientation, etc. The principle of EU support for ESIF defines the obligation to take appropriate measures to prevent any discrimination on grounds of the above-stated categories. These principles are adequately applied in IROP, through implementing countervailing measures and activities targeted to support disadvantaged groups.

The main objective of the HP Equal opportunities and non-discrimination for IROP is to ensure the equality of opportunities in accessing to and using the infrastructure and services. Persons with disabilities demand a special approach for whom it is necessary to create extraordinary conditions (e.g., barrier-free architectural environment, available information, etc.), without which for them it is not possible to fully integrate in society and working process.

The main rules, principles and requirements ensuring barrier-free environment and accessibility of buildings in Slovakia are incorporated in the Building Act and in the Regulation of the Ministry of Environment No. 532/2002 Coll. about general technical requirements for construction and technical requirements for buildings used by persons with limited mobility and orientation.

One of the measures provided in the National Programme for the Development of Living Conditions for Persons with Disabilities, which was formed with the active involvement of representative organizations of persons with disabilities, is to ensure the accessibility of new buildings and area for use by the public and through an amendment to the Building Act to enshrine conditions for applying the principles for development of **barrier-free environment using the universal design**.

The main rules, principles and requirements ensuring the availability of information are contained in the Decree of the MF SR No. 55/2014 Coll. on Standards for Public Administration Information Systems. The National Programme for the Development of Living Conditions for Persons with Disabilities 2014 – 2020 also contains measures 4.3.1, 4.3.2, 4.3.3 and 4.3.10 to ensure the **availability of information**.

For efficient application of the HP Equal opportunities and non-discrimination, the HP Equal opportunities and non-discrimination is set as a disqualification criterion in the evaluation and selection process of applications for the non-refundable/refundable financial subsidy. The monitoring process of the performance of HP will be monitored on the project level through monitoring reports part of which is separate output containing information on horizontal principles (i.e. by description of performed activities, their results and evaluation of their contribution to the attainment of set objectives of horizontal principles), as well as on-the-spot controls of project implementation and subsequently by evaluating the contribution to the objectives of horizontal principles. The separate output containing information on the application of horizontal principle is the source material for the evaluation of the contribution of IROP to the attainment of objectives identified in the national strategic document. A statement of the performance of the set objectives in the national strategic document, including the proposal of corrective actions and recommendations is submitted to the Slovak Government on a yearly basis.

The MA for IROP submits regular information to the body in charge of the application of HP Equal opportunities and non-discrimination on their fulfilment, by evaluating the monitoring reports and on-the-spot controls at regular time intervals. On the national level, analytical, assessment, strategic and legislative activities for the application of HP Equal opportunities and non-discrimination are provided by the Ministry of Labour, Social Affairs and Family of the SR (hereinafter: the “MLSAF SR”), which is responsible for the national policy in these areas. Equally, they will provide educational and training activities for the application of HP Equal opportunities and non-discrimination for bodies involved in the IROP implementation, as well as to relevant social and economic partners and assessors. On the level of IROP, for efficient and effective application of the HP Equal opportunities and non-discrimination, there is an optimized number of employees on the IROP level who ensure the performance of the said activities.

Materially competent representatives of the MLSAF SR responsible for the application of HP Equal opportunities and non-discrimination and umbrella organization/s representing disadvantaged people including persons with disabilities have representation in the Monitoring committee for IROP. The MLSAF SR had also representation in the working group for the preparation of IROP.

Involvement of partners from the area of equal opportunities and non-discrimination in the IROP implementation and evaluation process occurs according to PA SR. Details concerning application of the HP Equal Opportunities and Non-Discrimination are regulated in the guiding documentation of IROP.

### 11.3 Equality between men and women

Equal opportunities for men and women or gender equality is a fair treatment of women and men, which can mean equal treatment as well as treatment that is different but is equivalent in terms of rights, benefits, obligations and opportunities. It also means equal visibility, equal status and equal participation of both sexes in all spheres of public and private life in order to achieve the full-valued social position of women and men.

The key objectives for HP Gender Equality are defined according to the ESIF, from which the operational programme and priority axes are supported. Since IROP is funded by the ERDF, its contribution to the HP Gender Equality is targeted in the context of reducing the horizontal and vertical gender segregation. These principles are adequately applied in IROP through the introduction of countervailing measures and activities targeted to support disadvantaged groups.

For efficient application of the Horizontal principle Gender Equality, the Horizontal principle Gender Equality is set as a disqualification criterion in the evaluation and selection process of applications for the non-refundable/refundable financial subsidy. The monitoring process of the performance of horizontal principle is monitored on the project level through monitoring reports part of which will be separate output containing information on horizontal principles (i.e. by description of performed activities, their results and evaluation of their contribution to the attainment of set objectives of HP), as well as on-the-spot controls of project implementation and subsequently by evaluating the contribution to the objectives of HP. The separate output containing information on the application of horizontal principle is source material for the evaluation of the contribution of IROP to the attainment of objectives identified in the national strategic document. A statement of the performance of the set objectives in the national strategic document, including the proposal of corrective actions and recommendations is submitted to the Slovak Government on a yearly basis.

The MA for IROP submits regular information to the body in charge of the application of HP Gender Equality on its performance, by evaluating the monitoring reports and on-the-spot controls at regular time intervals. On the national level, analytical, assessment, strategic and legislative activities for the application of HP Gender Equality, are provided by the MLSAF SR, which is responsible for the national policy in this area. Equally, they provide educational and training activities for the application of HP Gender Equality for bodies involved in the IROP implementation, as well as to relevant social and economic partners and assessors. On the level of IROP, for efficient and effective application of the said horizontal principle, there is an optimized number of employees who will ensure the performance of the said activities.

Materially competent representatives of the MLSAF SR responsible for the application of HP Gender Equality in the area of gender equality and umbrella organization/s representing gender equality have representation in the Monitoring Committee for IROP. The MLSAF SR has also representation in the working group for the preparation of IROP.

Involvement of partners from the area of gender equality in the IROP implementation and evaluation process occurs according to PA SR. Details concerning application of the HP Gender Equality are regulated in the guiding documentation of IROP.

## 12 Annexes

### 12.0 Abbreviations

AC	Administrative capacities
BAT	Best Available Techniques
BIT	Bratislava Integrated Transport
BBSGR	Banská Bystrica self-governing region
BSGR	Bratislava self-governing region
EU	European Union
CIHC	Centre for Integrated Health Care
CCA	Central Coordinating Authority
CLLD	Community-led local development
CA	Certifying Authority
CVET	Centre for Vocational Education and Training
CSTI SR	Centre of Scientific and Technical Information of the Slovak Republic
LLL	Lifelong Learning
STP	Sewage treatment plant
MS	Member state
CH	Children's home
EF	Environmental Fund
ERDF	European Regional Development Fund
ECC	European Capital of Culture
EIA	Environmental Impact Assessment
EIB	European Investment Bank
EC	European Commission
ECG	Electrocardiogram
EI	Equivalent inhabitant
EP	European Parliament
EAFRD	European Agricultural Fund for Rural Development
ESF	European Social Fund
ESIF	European Structural & Investment Funds
EB	Environmental burden
FAQ	Frequently Asked Questions
NP	Natural persons
GDP	Gross domestic product
HP	Horizontal principle
HP SD	Horizontal Principle Sustainable Development
IAT	Individual automobile transport
ITS	Integrated Transport System
ICT	Information-communication technology
IP	Investment Priority
IROP	Integrated Regional Operational Programme
IT MS	Information-technology monitoring system
ITI	Integrated Territorial Investments
CCS	Cultural and creative sector
CS	Crisis centre
KSGR	Košice self-governing region
KURS	Concept of Territorial Development of Slovakia
LAG	Local Action Group

MTCRD SR	Ministry of Transport, Construction and Regional Development of the Slovak Republic
MTC SR	Ministry of Transport and Construction of the Slovak Republic
MF SR	Ministry of Finance of the Slovak Republic
MARD SR	Ministry of Agriculture and Rural Development of the Slovak Republic
MUT	Mass urban transportation
ME SR	Ministry of Economy of the Slovak Republic
MD SR	Ministry of Defence of the Slovak Republic
MLSAF SR	Ministry of Labour, Social Affairs and Family of the Slovak Republic
MRC	Marginalized Roma communities
SMEs	Small and medium-sized enterprises
KG	Kindergarten
MESRS SR	Ministry of Education, Science, Research and Sport of the Slovak Republic
MC	Monitoring Committee
NGOs	Non-governmental organizations
MI SR	Ministry of Interior of the Slovak Republic
MH SR	Ministry of Health of the Slovak Republic
ME <sub>n</sub> SR	Ministry of Environment of the Slovak Republic
NHIC	National Health Information Centre
NRFC	Non-refundable financial contribution
NRP SR	National Reform Programme of the Slovak Republic
NC SR	National Council of the Slovak Republic
NSGR	Nitra self-governing region
NUTS	Nomenclature of Units for Territorial Statistics
AA	Auditing Authority
OECD	Organisation for Economic Cooperation and Development
OP	Operational Programme
OP BR	Operational Programme Bratislava Region
OPT	Operational Programme Transport
OP II	Operational Programme Integrated Infrastructure
OP HR	Operational Programme Human Resources
OP EQ	Operational Programme Environmental Quality
OP TA	Operational Programme Technical Assistance
OP RI	Operational Programme Research and Innovations
OP E	Operational Programme Education
OP En	Operational Programme Environment
VET	Vocational education and training
RER	Renewable energy resources
PD SR	Partnership Agreement of the Slovak Republic 2014 – 2020
PP	Programming period
WMP	Waste Management Programme
RDP	Rural Development Programme
PSGR	Prešov self-governing region
FH	Family house
RIS	Regional Innovation Strategy
RITS	Regional Integrated Territorial Strategy
MA	Managing Authority
RC	Resocialization centre
SEA	Strategic Environmental Assessment
SHMI	Slovak Hydrometeorological Institute

SEF	Self- employed farmer
SHDF	State Housing Development Fund
SIEA	Slovak Innovation and Energy Agency
SNCHR	Slovak National Centre for Human Rights
SPP	Centre of professional practice
IB/MA	Intermediate body under Managing Authority
SVS	Secondary Vocational School
SR	Slovak Republic
SS	Secondary school
CSF	Common Strategic Framework
SSA	Secondary school of art
SEP	Self-employed person
SO SR	Statistical Office of the Slovak Republic
TO	Thematic objective
TEN-T	Trans-European Transport Networks
AZB	Almost zero buildings
TNSK	Trenčín self-governing region
TA	Technical assistance
TTSK	Trnava self-governing region
SP	Solid pollutants
SUD	Sustainable Urban Development
COLSAF	Central Office of Labour, Social Affairs and Family
DPMOII SR	Deputy Prime Minister's Office for Investments and Informatization of the Slovak Republic
SD	Sustainable development
OPRC	Office of the Plenipotentiary of the SR for Roma Communities
OPP	Office for Public Procurement
GO SR	Government Office of the Slovak Republic
PP	Public Procurement
PPT	Public passenger transport
Un	University
HTU	Higher territorial unit
GI	Green infrastructure
ZMOS	Association of Slovak Towns and Villages
PSA	Primary School of Art
PS	Primary School
ANRFS	Application for non-refundable financial subsidy
En	Environment
ŽSGR	Žilina self-governing region

## 12.1 A list of major projects

IROP will not support any major projects in line with art. 100 – 103 of the Regulation (EU) No. 1303/2013 of the European Parliament and of the Council.

## 12.2 The performance framework

**Table No. 54** *The performance framework*

Priority axis	Fund	Category of region	Implementation step, financial, output or result indicator	Measurement unit	Milestone for 2018	Final target (2023)		
						M	W	M+W
1	ERDF	Less developed region	Total amount of eligible expenditures certified by CA and submission of the payment claims to the European Commission	EUR	70 000 000	N/A	N/A	427 094 092
1	ERDF	More developed region	Total amount of eligible expenditures certified by CA and submission of the payment claims to the European Commission	EUR	7 440 000	N/A	N/A	42 000 000
1	ERDF	Less developed region	Number of supported recipients within specific objective 1.1	recipient	6	N/A	N/A	8
1	ERDF	More developed region	Number of supported recipients within specific objective 1.1	recipient	1	N/A	N/A	2
1	ERDF	Less developed region	Total length of reconstructed or upgraded roads	km	0	N/A	N/A	128,2
1	ERDF	More developed region	Total length of new roads	km	0	N/A	N/A	4,1
2	ERDF	Less developed region	Total amount of eligible expenditures certified by CA and submission of the payment claims to the European Commission	EUR	100 000 000	N/A	N/A	779 033 879
2	ERDF	More developed region	Total amount of eligible expenditures certified by CA and submission of the payment claims to the European Commission	EUR	16 683 363	N/A	N/A	61 088 735
2	ERDF	Less developed region	Capacity of supported social service facilities	Place in social services	500	N/A	N/A	2 874
2	ERDF	More developed region	Capacity of supported social service facilities	Place in social services	40	N/A	N/A	180
2	ERDF	Less developed region	Capacity of supported pre-primary schools	Person	1 770	N/A	N/A	8 847
2	ERDF	More developed region	Capacity of supported pre-primary schools	Person	248	N/A	N/A	1 240
2	ERDF	More developed region	Number of supported classes	Number	35	N/A	N/A	121
2	ERDF	Less developed region	Number of modernized acute care general hospitals	Number	2	N/A	N/A	28
3	ERDF	Less developed region	Total amount of eligible expenditures certified by CA and submission of the payment claims to the European Commission	EUR	42 464 266	N/A	N/A	159 772 989
3	ERDF	More developed region	Total amount of eligible expenditures certified by CA and submission of the payment claims to the European Commission	EUR	6 400 000	N/A	N/A	37 516 042
3	ERDF	Less developed region	Number of creative centres established	Creative centre	0	N/A	N/A	5

3	ERDF	More developed region	Number of creative centres established	Creative centre	0	N/A	N/A	1
3	ERDF	Less developed region	Number of contracts made for the provision of NRFS for creative centre	Number	5	N/A	N/A	7
3	ERDF	More developed region	Number of contracts made for the provision of NRFS for creative centre	Number	1	N/A	N/A	1
4	ERDF	Less developed region	Total amount of eligible expenditures certified by CA and submission of the payment claims to the European Commission	EUR	78 904 073	N/A	N/A	357 906 532
4	ERDF	More developed region	Total amount of eligible expenditures certified by CA and submission of the payment claims to the European Commission	EUR	9 961 782	N/A	N/A	26 576 434
4	ERDF	Less developed region	Annual consumption of primary energy in residential buildings	kWh/rok	212 500	N/A	N/A	178 410 003
4	ERDF	More developed region	Annual consumption of primary energy in residential buildings	kWh/rok	25 000 0	N/A	N/A	17 838 347
4	ERDF	More developed region	Number of signed financing contracts	number	2	N/A	N/A	2
5	ERDF	Less developed region	Total amount of eligible costs certified by CA and submission of the payment claims to the European Commission	EUR	5 000 000	N/A	N/A	92 817 814
5	ERDF	More developed region	Total amount of eligible costs certified by CA and submission of the payment claims to the European Commission	EUR	50 000	N/A	N/A	1 563 170
5	ERDF	Less developed region	Number of LAG strategies approved	Number	48	N/A	N/A	48
5	ERDF	More developed region	Number of LAG strategies approved	Number	2	N/A	N/A	2
5	ERDF	Less developed region	Employment in enterprises supported	FTEs	0	N/A	N/A	373
5	ERDF	More developed region	Employment in enterprises supported	FTEs	0	N/A	N/A	9
5	EFRR	Less developed region	Number of LAG supported	Number	48	N/A	N/A	48

### 12.3 List of relevant partners involved in the preparation of the IROP

1. Central Coordinating Authority,
2. Ministry of Finance of the SR,
3. Ministry of Foreign and European Affairs of the SR,
4. Ministry of Labour, Social Affairs and Family of the SR,
5. Ministry of Agriculture and Rural Development of the SR, Rural Development Department,
6. Ministry of Transport and Construction of the SR, Department of Housing Policy and Urban Development,

7. Ministry of Transport and Construction of the SR, OP Integrated Infrastructure,
8. Ministry of Education, Science, Research and Sport of the SR,
9. Ministry of Environment of the SR,
10. Ministry of Culture of the SR,
11. Ministry of Health SR,
12. Ministry of Interior of the SR,
13. Plenipotentiary Office of the SR Government for the Roma communities,
14. Plenipotentiary Office of the SR Government for the Development of Civil Society,
15. Government Office of the SR, horizontal priority sustainable development coordinator,
16. Government Office of the SR, deputy prime minister for investments,
17. Bratislava Self-government Region,
18. Banská Bystrica Self-government Region,
19. Trnava Self-government Region,
20. Trenčín Self-government Region,
21. Žilina Self-government Region,
22. Nitra Self-government Region,
23. Prešov Self-government Region,
24. Košice Self-government Region,
25. Union of Towns and Municipalities of Slovakia,
26. Union of Towns of Slovakia,
27. Slovak Chamber of Commerce and Industry,
28. Federation of Employers' Associations of the Slovak Republic,
29. The Rural Parliament in Slovakia,
30. The Association of Construction Entrepreneurs of Slovakia,
31. Rómsky inštitút – Roma Institute, n.o.,
32. Club 500,
33. CEPTA – Centre for Sustainable Alternatives,
34. Slovak Agriculture and Food Chamber,
35. City of Bratislava,
36. City of Banská Bystrica,
37. City of Košice,
38. City of Nitra,
39. City of Prešov,
40. City of Trenčín,
41. City of Trnava,
42. City of Žilina,
43. Association of water companies,
44. National network of local action groups.

### **Annexes (to be uploaded to SFC 2014 as separate files)**

- Draft report of the ex-ante evaluation, with an executive summary.
- Documentation on the assessment of the applicability and the fulfillment of ex-ante conditionalities (as appropriate).
- The opinion of national equality bodies on sections 12.2 and 12.3 (as appropriate).
- A citizens' summary of the IROP (as appropriate).

**Annex No. 12.4: Codes for the categories of intervention under the IROP**

Dimension 1 – Intervention field

<b>1. INTERVENTION FIELD</b>	
<b>II INFRASTRUCTURE PROVIDING BASIC SERVICES AND RELATED INVESTMENTS:</b>	
<b><i>Energy infrastructure</i></b>	
014	Energy efficiency renovation of existing housing stock, demonstration projects and supporting measures
<b><i>Environmental infrastructure</i></b>	
020	Provision of water for human consumption (extraction, treatment, storage and distribution infrastructure)
022	Waste water treatment
<b><i>Transport Infrastructure</i></b>	
031	Other national and regional roads (new built)
034	Other reconstructed or improved roads (motorways, national, regional or local roads)
<b><i>Sustainable Transport</i></b>	
043	Clean urban transport infrastructure and promotion (including the development and including rail vehicles)
044	Intelligent transport systems (including the introduction of demand management, tolling systems, IT monitoring control and information systems)
<b>III SOCIAL, HEALTH AND EDUCATION INFRASTRUCTURE AND RELATED INVESTMENTS:</b>	
050	Education infrastructure for vocational education and training and adult learning
051	Education infrastructure for school education (primary and general secondary education)
052	Infrastructure for early childhood education and care (pre-school)
053	Health infrastructure
055	Other social infrastructures contributing to regional and local development
<b>IV DEVELOPMENT OF ENDOGENOUS POTENTIAL:</b>	
<b><i>Business development</i></b>	
066	Advanced support services for SMEs and groups of SMEs (including management, marketing and design services)
067	SME business development, support to entrepreneurship and incubation (including support to spin offs, spin outs)
072	Business infrastructure for SMEs (including industrial parks, sites)
076	Development and promotion of cultural and creative assets in SMEs
077	Development and promotion of cultural and creative services in SMEs or for SMEs

<b>Environment</b>	
085	Protection and enhancement of biodiversity, nature protection and green infrastructure
090	Cycle tracks and footpaths
<b>Other</b>	
097	Community led local development initiatives in urban and rural areas
<b>IX TECHNICAL ASSISTANCE:</b>	
121	Preparation, implementation, monitoring and inspection
122	Evaluation and studies
123	Information and communication

Dimension 2 – Form of financing

<b>2. FORM OF FINANCING</b>	
01	Non-repayable grant
04	Support through financial instruments: Loans or equivalents

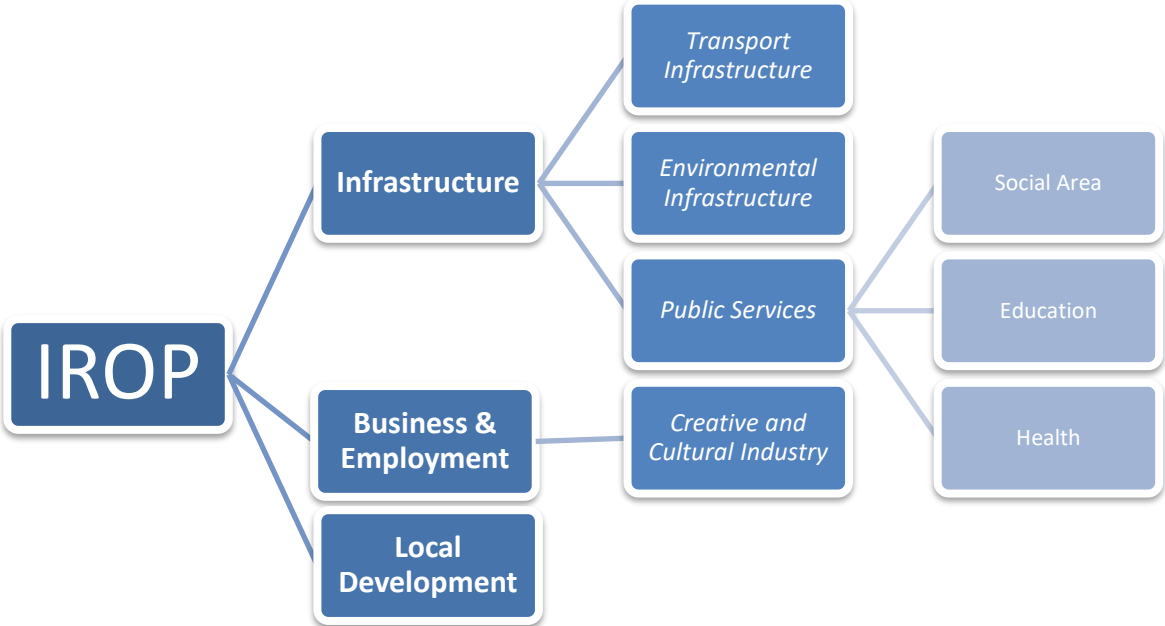
Dimension 3 –Territory

<b>3. TERRITORY TYPE</b>	
01	Large urban areas (densely populated > 50,000 inhabitants)
02	Small urban areas (medium densely populated > 5000 inhabitants)
03	Rural areas (sparse population)
07	Not Applicable

Dimension 4 – Territorial delivery mechanisms

<b>4. TERRITORIAL DELIVERY MECHANISMS</b>	
01	Integrated Territorial Investment – Urban
03	Integrated Territorial Investment - Other
06	Community-led local development initiatives
07	Not Applicable

**Annex No. 12.5: Strategy of Integrated Regional Operational Programme**



**Annex No 12.6: Matrix of interconnection of the Europe 2020 strategy and IROP**

Matrix of interconnection of Europe 2020 strategy and IROP			
Europa 2020 Strategy	Areas of IROP support	with impact on the attainment of objectives and accomplishment of measures of the flag initiatives within Europe 2020 strategy	with impact on the attainment of objectives of National Reform Programme of SR 2013
Intelligent growth	Support of cultural and creative industries	✓	-
	Investment in education and vocational training on the pre-primary, primary and secondary level of education	✓	✓
Sustainable growth	Development of sustainable urban mobility, integrated transport systems including non-motorized transport and development of public passenger transport	✓	✓
	Development of road traffic infrastructure (roads of 2nd and 3rd classes) with a contribution of better access of regions to single European market	✓	✓
	Investments in increased energy efficiency of buildings for housing	✓	✓
	Investments in a reduction of environmental pollution in urban areas	✓	✓
Inclusive growth	Strengthening of social inclusion of persons dependent on assistance from society	✓	✓
	Investments in measures for reconciliation of private and working life	✓	✓
	Improvement of accessibility and quality of health care	✓	✓
N/A	Dealing with needs within water management (supply of drinking water, disposal of waste waters) beyond the scope of <i>environmental acquis</i>	-	✓

**Annex No. 12.7:** An overview of condition of 2<sup>nd</sup> class roads classified by self-governing regions for 2012

KRAJ	Veľmi dobrý VD (km)	Dobrý D (km)	Vyhovujúci V (km)	Nevyhovujúci NV (km)	Havarijný H (km)	Dĺžka cesty (km)	Veľmi dobrý VD (%)	Dobrý D (%)	Vyhovujúci V (%)	Nevyhovujúci NV (%)	Havarijný H (%)
Bratislavský	40,5	0,3	1,5	132,8	8,4	183,5	22,1%	0,2%	0,8%	72,4%	4,5%
Trnavský	420,4	2,2	31,3	62,8	16,2	532,8	78,9%	0,4%	5,9%	11,8%	3,0%
Nitriansky	322,6	3,8	43,8	92,7	37,3	500,2	64,5%	0,8%	8,8%	18,5%	7,4%
Trenčiansky	245,1	1,0	6,4	84,1	13,2	349,9	70,1%	0,3%	1,8%	24,0%	3,8%
Žilinský	227,8	1,0	57,8	44,9	0,0	331,5	68,8%	0,3%	17,4%	13,5%	0,0%
Banskobystrický	308,7	1,7	72,4	207,8	18,6	609,3	50,7%	0,3%	11,9%	34,1%	3,0%
Prešovský	358,5	2,8	41,3	94,3	25,9	522,7	68,6%	0,5%	7,9%	18,0%	5,0%
Košický	448,1	3,7	4,0	103,6	13,9	573,4	78,2%	0,7%	0,7%	18,0%	2,4%
<b>Celkový súčet</b>	<b>2 371,7</b>	<b>16,6</b>	<b>258,5</b>	<b>823,1</b>	<b>133,6</b>	<b>3 603,4</b>	<b>65,9%</b>	<b>0,5%</b>	<b>7,1%</b>	<b>22,7%</b>	<b>3,8%</b>

Source: SRA, 2013

**Annex No. 12.8:** An overview of condition of 3<sup>rd</sup> class roads classified by self-governing regions for 2012

KRAJ	Veľmi dobrý VD (km)	Dobrý D (km)	Vyhovujúci V (km)	Nevyhovujúci NV (km)	Havarijný H (km)	Dĺžka cesty (km)	Veľmi dobrý VD (%)	Dobrý D (%)	Vyhovujúci V (%)	Nevyhovujúci NV (%)	Havarijný H (%)
Bratislavský	36,2	0,2	4,5	226,0	65,8	332,7	10,9%	0,1%	1,3%	67,9%	19,8%
Trnavský	826,1	6,4	54,4	113,3	61,1	1 061,3	77,8%	0,6%	5,1%	10,7%	5,8%
Nitriansky	915,4	21,3	126,4	465,6	12,0	1 540,6	59,4%	1,4%	8,2%	30,2%	0,8%
Trenčiansky	858,8	3,6	32,3	220,9	24,7	1 140,3	75,3%	0,3%	2,8%	19,4%	2,2%
Žilinský	612,7	4,4	267,9	216,3	15,6	1 117,0	54,9%	0,4%	24,0%	19,4%	1,3%
Banskobystrický	801,1	17,2	193,3	721,1	124,3	1 857,0	43,2%	0,9%	10,4%	38,8%	6,7%
Prešovský	1 167,6	14,2	103,8	497,2	143,9	1 926,8	60,6%	0,7%	5,4%	25,8%	7,5%
Košický	823,7	26,1	96,3	418,8	17,6	1 382,5	59,6%	1,9%	7,0%	30,3%	1,2%
<b>Celkový súčet</b>	<b>6 041,5</b>	<b>93,5</b>	<b>878,9</b>	<b>2 879,3</b>	<b>465,1</b>	<b>10 358,2</b>	<b>58,3%</b>	<b>0,9%</b>	<b>8,5%</b>	<b>27,7%</b>	<b>4,6%</b>

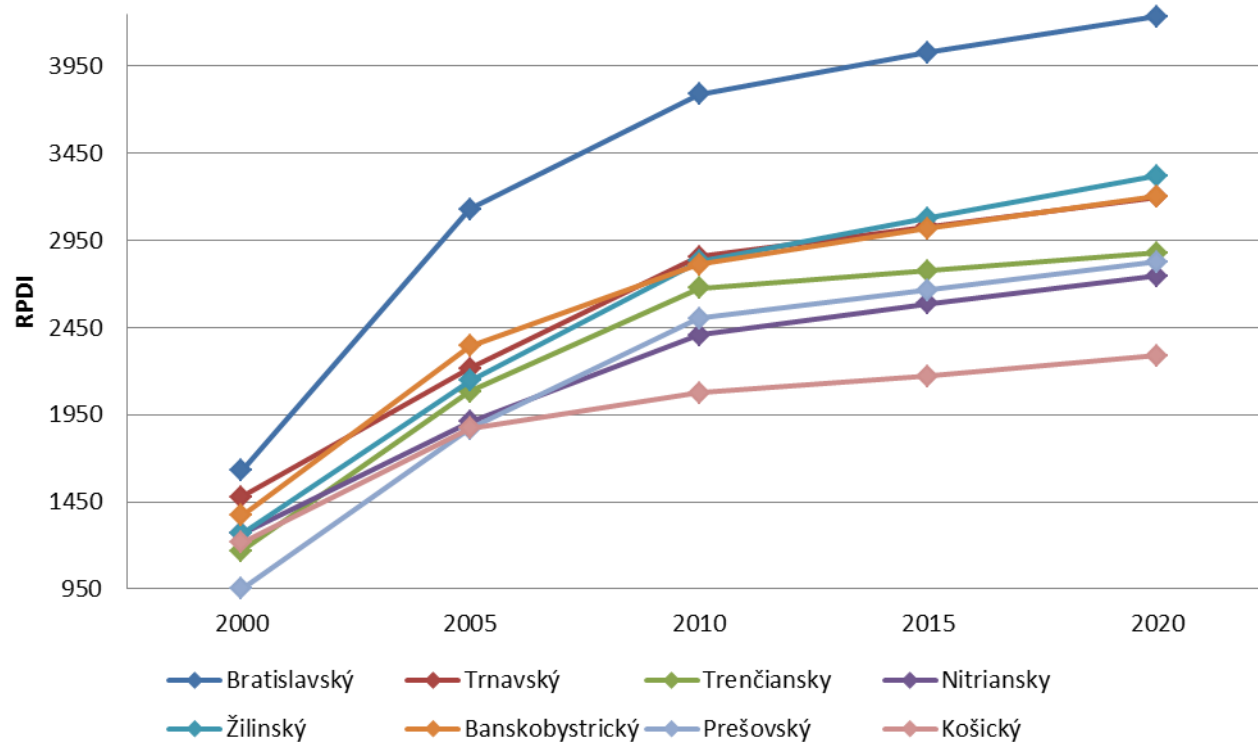
Source: SRA, 2013

**Annex No. 12.9: An overview of condition of bridges on 2<sup>nd</sup> and 3<sup>rd</sup> class roads classified by self-governing regions for 2012**

SAMOSPRÁVNÝ KRAJ	1 - bezchybný		2 - veľmi dobrý		3 - dobrý		4 - uspokojivý		5 - zlý		6 - veľmi zlý		7 - havarijný		0 - neurčený		spolu	
	počet	%	počet	%	počet	%	počet	%	počet	%	počet	%	počet	%	počet	%	počet	%
Bratislavský	6	4,6	17	13,1	63	48,5	36	27,7	6	4,6	0	0,0	0	0,0	2	1,5	130	2,4
Trnavský	9	2,3	53	13,7	184	47,7	105	27,2	24	6,2	7	1,8	1	0,3	3	0,8	386	7,1
Nitriansky	26	4,9	60	11,4	267	50,8	141	26,8	28	5,3	4	0,8	0	0,0	0	0,0	526	9,7
Trenčiansky	34	5,4	60	9,5	286	45,2	186	29,4	39	6,2	23	3,6	1	0,2	4	0,6	633	11,7
Žilinský	24	3,0	57	7,1	241	30,2	304	38,0	116	14,5	48	6,0	2	0,3	7	0,9	799	14,8
Banskobystrický	25	2,4	126	12,1	553	53,2	264	25,4	47	4,5	22	2,1	1	0,1	2	0,2	1040	19,2
Prešovský	60	4,8	68	5,5	703	56,4	346	27,8	48	3,9	13	1,0	4	0,3	4	0,3	1246	23,0
Košický	28	4,3	83	12,7	278	42,4	227	34,6	35	5,3	4	0,6	0	0,0	1	0,2	656	12,1
<b>SPOLU</b>	<b>212</b>	<b>3,9</b>	<b>524</b>	<b>9,7</b>	<b>2575</b>	<b>47,5</b>	<b>1609</b>	<b>29,7</b>	<b>343</b>	<b>6,3</b>	<b>121</b>	<b>2,2</b>	<b>8</b>	<b>0,1</b>	<b>23</b>	<b>0,4</b>	<b>5416</b>	<b>100,0</b>

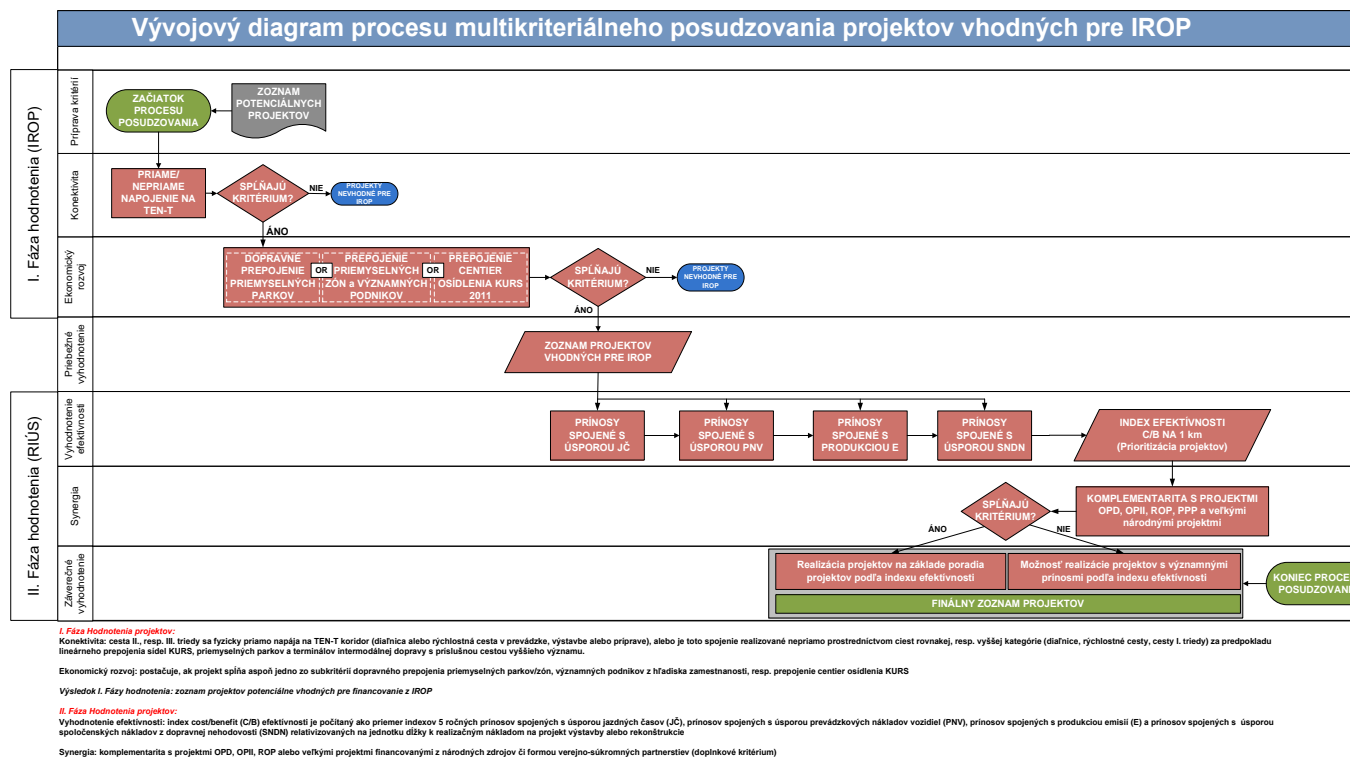
Source: SRA, 2013

**Annex No. 12.10:** Trend of average daily intensities on 3<sup>rd</sup> class roads in 2000 - 2010 and projection up to 2020 in particular HTU



Source: Strategic plan for the development and maintenance of roads at regional level, MTCRD SR, Transport Research Institute, JSC., 2013 (Strategický plán rozvoja a údržby ciest na úrovni regiónov), MDVRR SR a VÚD, a.s., 2013

## Annex No. 12.11: Progress chart for multi-criteria project assessment within specific objective no. 1.1 suitable for IROP



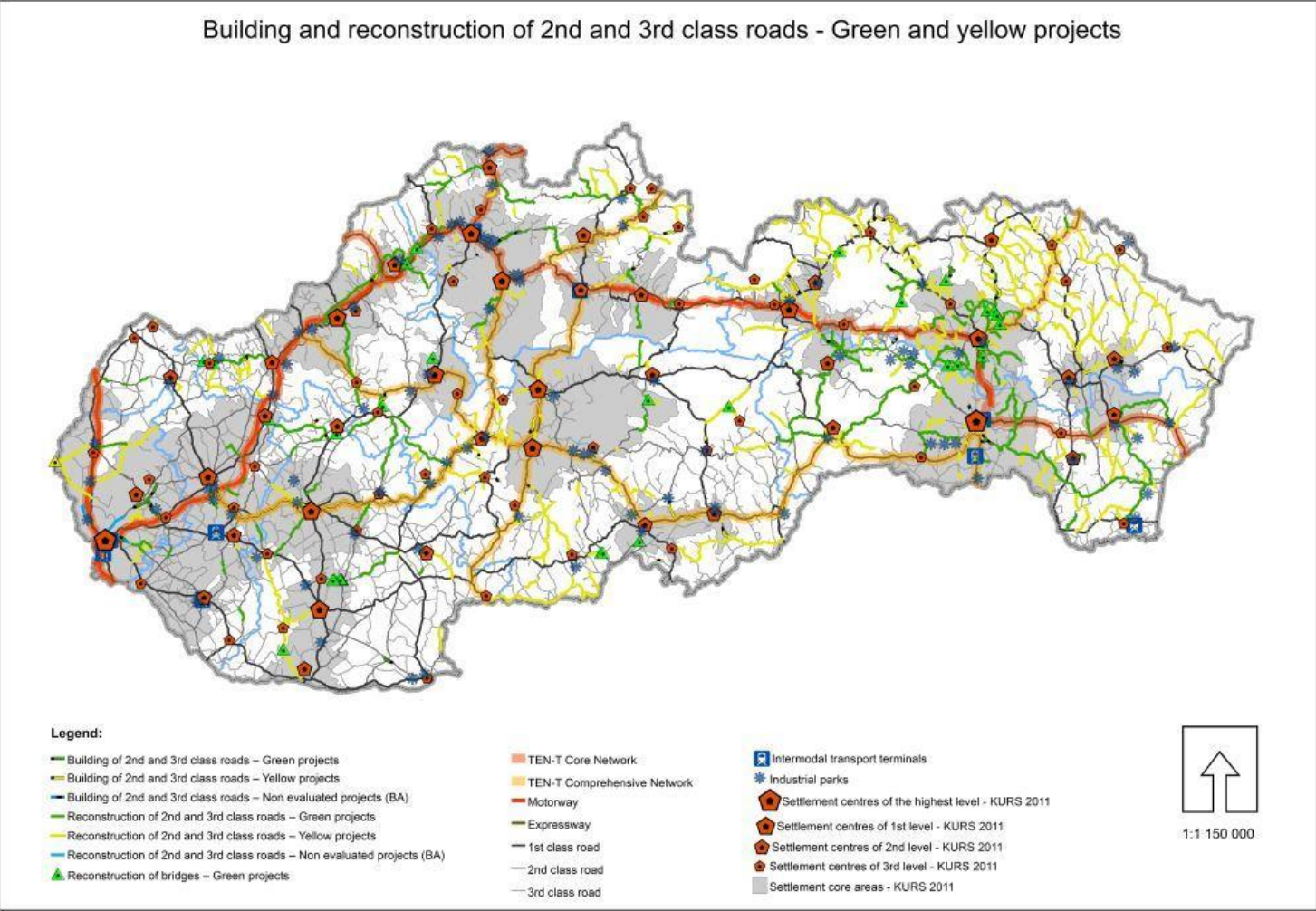
### Connectivity:

- 2<sup>nd</sup> or 3<sup>rd</sup> class roads which are either directly physically connected to the TEN-T corridor, represented by a highway or expressway in operation, under construction or preparation (*direct connectivity*), or this connection is implemented indirectly through the roads of the same or higher category (e.g., through highways, expressways, class I. roads) on condition of linear interconnection of KURS settlements, industrial parks and intermodal transport terminals and centres of economic significance with the relevant road of higher importance in the TEN-T network (*indirect connectivity*).

### Economic development – potential of industrial parks, KURS centres and of traffic connections of centres of economic importance:

- The project must meet at least one of the sub-criteria for the transport interconnection of industrial parks, KURS centres and transport links of centres of economic importance.
  - Industrial parks,
  - Industrial zones and major enterprises in terms of employment,
  - Settlement centers with at least supra-regional importance.

**Annex No. 12.12:** *The list of projects for construction and reconstruction of roads II. and III. class roads identified in the Strategic Plan of development and maintenance of the roads at the regional level*



**Annex No. 12.13: Selected data about vehicle fleet in suburban PPT as at 31. 12. 2013**

Region	Vehicles			
	total	of that low-floor		average age
		Number	%	
<b>Bratislava</b>	216	8	4%	9.2
<b>Nitra</b>	439	24	5%	12.76
<b>Trnava</b>	375	1	0%	8.67
<b>Trenčín</b>	449	0	0%	4.54
<b>Žilina</b>	438	0	0%	5.17
<b>Banská Bystrica</b>	503	68	14	7.6
<b>Košice</b>	461	6	1%	8.8
<b>Prešov</b>	532	N/A	N/A	N/A
<b>Total</b>	<b>2910</b>	<b>39</b>	<b>1%</b>	<b>8.2</b>

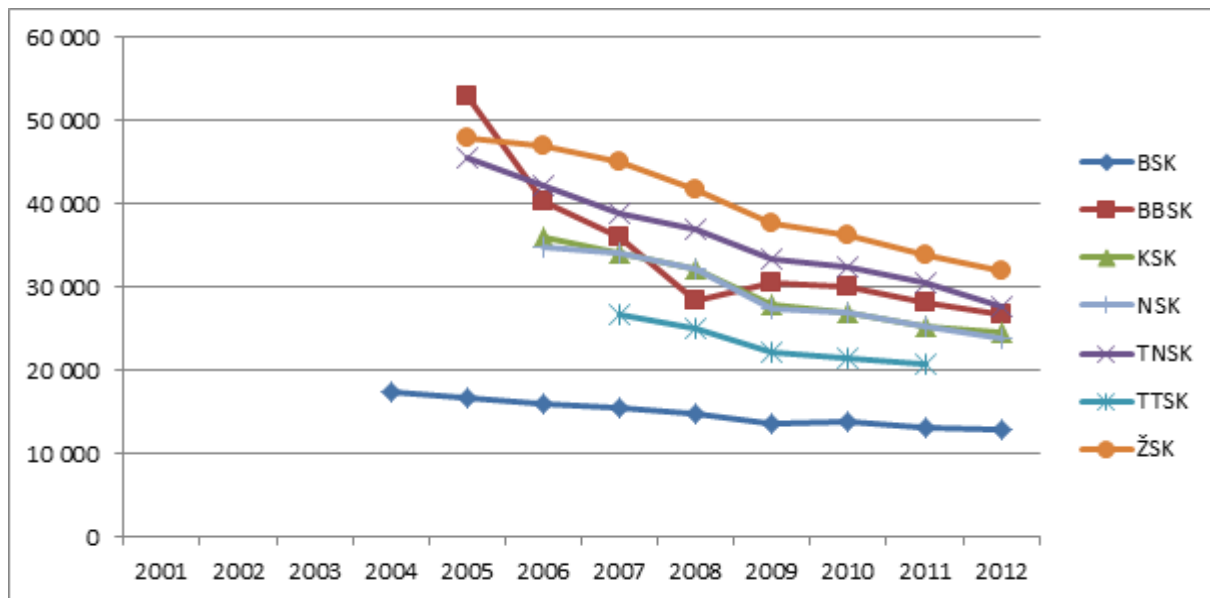
Source: Strategy for the development of public passenger transport and non-motorized transport SR until 2020

**Annex No. 12.14: Selected data about vehicle fleet in urban PPT in selected Slovak towns as at 31. 12. 2013**

City	Buses			
	total	of that low-floor		average age
		Number	%	
<b>Bratislava</b>	473	338	71%	7.3
<b>Nitra</b>	89	69	78%	7.82
<b>Trnava</b>	46	N/A	N/A	N/A
<b>Trenčín</b>	42	N/A	N/A	N/A
<b>Žilina</b>	42	9	21%	9.59
<b>Banská Bystrica</b>	52	16	31%	4.3
<b>Košice</b>	196	91	46%	11.76
<b>Prešov</b>	60	28	47%	10.39
<b>Total</b>	<b>1000</b>	<b>551</b>	<b>55%</b>	<b>8.5</b>

Source: Strategy for the development of public passenger transport and non-motorized transport SR until 2020

**Annex No. 12.15:** *Trend of the number of transported persons by bus transport in particular HTU [ths. persons]*



Source: MTCRD SR, Bratislava region, Banská Bystrica region, Kosice region, Nitra region, Trenčín region, Trnava region, Žilina region

**Annex No. 12.16: Length of bicycle paths in selected Slovak towns**


Name of city	Total length of bicycle paths [m]		Name of city	Total length of bicycle paths [m]
Banská Bystrica	350		Prievidza	7000
Bardejov	3519		Rajec	830
Bratislava	20610		Ružomberok	0
Brezno	0		Senec	11000
Bytča	0		Senica	4367
Detva	0		Sereď	0
Dobšiná	0		Sliač	0
Dolný Kubín	0		Snina	0
Dudince	0		Sobrance	0
Dunajská Streda	2800		Spišská Belá	5100
Gelnica	0		Spišská Nová Ves	3230
Giraltovce	0		Stará Turá	0
Handlová	0		Svätý Jur	0
Humenné	1087		Svit	5090
Košice	25100		Šahy	0
Kráľovský Chlmec	0		Šaľa	0
Krásno nad Kysucou	540		Šaštín-Stráže	0
Kremnica	0		Štúrovo	0
Krupá	0		Šurany	0
Krupina	0		Tornaľa	988
Levoča	2218		Trenčín	10000
Liptovský Hrádok	0		Trnava	8990
Lučenec	700		Tvrdošín	0
Martin	6500		Vranov nad Topľou	2000
Moldava nad Bodvou	0		Zlaté Moravce	1935
Myjava	0		Zvolen	1620
Nitra	8850		Žarnovica	0
Nová Dubnica	0		Želiezovce	557
Partizánske	2500		Žiar nad Hronom	0
Piešťany	11035		Žilina	7500
Prešov	9955			

Source: Transport Research Institute, questionnaire survey in towns performed in 2012; STaRZ Bratislava (3/2013); Banská Bystrica (3/2013)

Názov mesta = name of the city

Celková dĺžka cyklistických komunikácií (m) = total length of bicycle paths (m)

Annex No. 12.17: An example of complementary activities funded from OP II and IROP in the field of public passenger transport.



**Annex No. 12:18: Identification of bottlenecks and potential for development, conditions and topics of support of public transport.**

The vision for public passenger transport infrastructure was determined at the level of the Strategy for the Development of Public Passenger and Non-motorised Transport in Slovakia until 2020, which represents the key strategic document for this area. The vision is defined as “*infrastructure enabling the operation of high-quality integrated public passenger transport and non-motorised transport*”. The activities as proposed by the managing authority (MA) of the IROP will contribute significantly to the implementation of this vision.

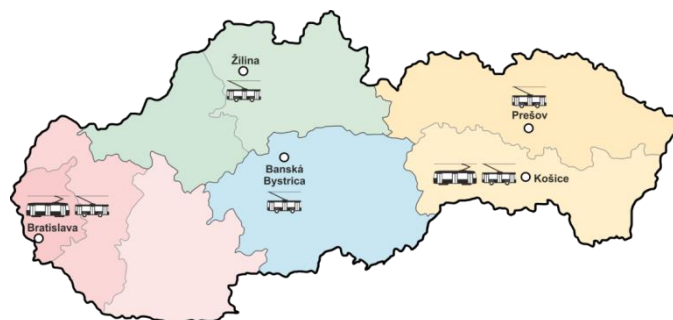
The territory of the Slovak Republic can be divided, in terms of regional transport connections, into **four functional regions**: Bratislava and south-west Slovakia (BSK, TTSK, NSK), north-west Slovakia (TSK, ŽSK), central Slovakia (BBSK) and eastern Slovakia (KSK, PSK) (Picture 1). The natural catchment centres of the above regions are Bratislava, Trnava, Nitra, Trenčín, Žilina, Banská Bystrica, Košice and Prešov. Regional transport connections usually outreach the territory of the individual higher territorial units. In terms of internal transport connections, the said functional regions represent relatively compact units on the territory of which it is possible to effectively organise and integrate individual modes of public passenger transport.

Picture 1 Functional regions in terms of regional transport connections



Rail and trolley transport including city rail and trolley transport (Picture 2) will be supported via the Integrated Infrastructure Operational Programme. The Integrated Regional Operational Programme will support related activities in agglomerations with rail and trolley transport and core activities in agglomerations without rail and trolley transport.

Picture 2 Towns with city rail and trolley transport



## **Identified issues of off-rail transport and potential for development**

Agglomerations have not prepared current plans for sustainable mobility or equivalent multimodal strategic documents that would address comprehensively the agglomeration territory regardless of the self-governing region structure and competencies of individual stakeholders. Preparation of comprehensive mobility plans would provide an integrated approach to mobility as well as integration within the public passenger transport as such.

The problem in city transport is the absence of adequate preference of public passenger transport, which results in its lower attractiveness caused by longer travel times and transport inaccuracy as well as in higher costs for carriers as they have to use a higher number of vehicles for identical outputs. The problem is caused by missing lanes allocated for public transport vehicles at locations with greatest delays (in particular in Bratislava and Košice) and by the inappropriate setting of traffic lights at junctions. Implementation of intelligent junction management can provide significant time savings, as documented by experience in Bratislava and an analysis from Žilina.

Missing transfer terminals, inadequately-designed transfer nodes and a deteriorated condition of transfer stops decrease the attractiveness of public passenger transport and increase pressure on direct links without transfers. In numerous cases, adjacent bus stops or terminals were not modernised during the modernisation of railway lines or such stops exist near the railway lines where modernisation is not planned in the long term. The potential for improvement lies in creating conditions for integration of various modes of transport and for improving the first contact of passengers with public passenger transport. In Bratislava and Košice, there is a potential for developing integrated stops for trams and road city public transport vehicles in the key transfer nodes. In addition to improving the travel experience for passengers, it will also increase passenger safety during transfers.

Missing P+R, B+R or K+R car parks or their absent or inadequate connection to public passenger transport contribute to the massive inflow of individual car transport directly into towns. Good experience from the surroundings of Bratislava show that such car parks can attract new customers for the core public passenger transport when travelling to the city centre.

A hidden investment debt is visible mainly in city public transport as the average age is over 20 years for trams, up to 19 years for trolleybuses and up to 12 years for buses. Buses are most obsolete in Prešov and in the Nitra Self-governing Region, with their average age exceeding 10 years. While the number of passengers between 2000 and 2011 fell by 29% in railway transport, in regional bus transport the slump was as much as 50%. The city public transport fleet has successfully been renewed by low-floor buses but the number of vehicles in commuter bus transport that are accessible for passengers with impaired mobility is minimal. Their share in individual regions (except for the Bratislava Self-governing Region) varies between 0% and 5%. The environmental aspect is of importance too: At present, in public passenger transport in the Slovak Republic ecological electrical buses are operated in Košice only; no hybrid buses are in operation. Bus transport plays a key role in ensuring connections for rail and trolley transport and, where rail and trolley transport is absent, it fulfils the role of the core transport system.

The existing services in commuter bus transport are potentially expanded for supplementary services (e.g. Internet connection, bicycle and skis transportation), which may increase the number of passengers from among those who currently use the individual car transport.

The absence of intelligent stops and other information systems providing real-time information cause that passengers have insufficient information about actual departures and the situation in the public passenger transport operation. Connection between the control centres of individual modes of transport is insufficient, no information is transferred about deviations from the timetables and connections between individual buses and trains cannot be guaranteed. Besides the pilot project in Bratislava, there is no connection between vehicle computers and controllers, so it is not possible to ensure intelligent junctions and pedestrian crossings management. The use of information technology has a great potential in increasing the attractiveness as well as efficiency of transport.

### **Conditions and scopes of support**

The support of potential projects will be subject to the existence of a comprehensive strategic plan for sustainable development of transport in individual cities or regions (general transport plan, sustainable urban mobility plan), which is aimed to ensure the combination of all modes of transport in the context of limited financial funds, suitability of the transport solution, economic justifiability and sustainability of individual projects and of the public passenger transport as a whole.

The pre-requisite for granting support for city public transport vehicles will be the implementation of measures to ensure the preference of city public transport on routes for which they are allocated - in particular measures aimed to ensure minimisation of delays at junctions and pedestrian crossings controlled by traffic lights and development of allocated lanes for city public transport.

Intervention in regional bus transport and in implementation of regional bus transport projects within city boundaries will also be subject to the existence of fully-functioning integrated transport systems (ITS) with full tariff and transport integration.

### **Bratislava and south-west Slovakia**

The region comprising Bratislava and south-west Slovakia has three centres – regional towns of Bratislava, Nitra and Trnava. Bratislava, the capital of Slovakia, is situated eccentrically but all major transport corridors lead into it.

The key problems in the region include decentralised transport purchasing, slow development of the ITS, the core function of railways not introduced, growth of individual transport, traffic congestions, parking in Bratislava not addressed, obsolete city public transport vehicles and routes, non-existence of preference of city public transport and a high share of buses in city public transport in Bratislava. In the Nitra Self-governing Region (NSK), the average age of commuter buses is as much as 12 years. Nitra is the largest Slovak town that is served solely by buses. In terms of size, Nitra can be compared with Žilina or Banská Bystrica, which also have trolleybus transport.

Scopes of planned activities:

- Transport service plan (NSK);

- Development of allocated lanes for public passenger transport and cyclists (Bratislava, Nitra) – **complementarity with OPII: purchase of new trolleybuses for Bratislava;**
- Introduction of dynamic preference of public passenger transport at junctions and pedestrian crossings controlled by traffic lights (Bratislava, Nitra) – **complementarity with OPII: purchase of new trams and trolleybuses for Bratislava;**
- Modernisation of public passenger transport stops (BSK, NSK, TTSK, Bratislava, Nitra) – **complementarity with OPII: purchase of new trolleybuses for Bratislava;**
- Control system + tariff and information organisation of the ITS – **complementarity with OPII: integrated passenger transport terminals (with interference into railway infrastructure);**
- Transfer terminals within the ITS;
- Renewal of the bus fleet (NSK).

### North-west Slovakia

The region has two key first-level settlements – Žilina-Martin region and Trenčín region. They are agglomerations with monocentric core, surrounded by mid-sized and small towns. The region also comprises centres of second-level settlements, namely Liptovský Mikuláš-Ružomberok-Dolný Kubín region, Považská Bystrica-Púchov region and Prievidza.

The key problems of the region include the absence of harmonisation and integration of commuter bus transport with other modes of public passenger transport including individual and ecological transport, and in many cases the absence of transfer nodes between individual modes of transport, low competitiveness of public passenger transport – constant decrease in the number of passengers –, insufficient public funds, low quality of public passenger transport stops and terminals, low range of supplementary services in commuter bus transport and absent infrastructure. In Žilina, the average age of buses is 10 years.

Scopes of planned activities:

- Transport service plan (ŽSK) – **complementarity with OPII: a strategic document required to support projects;**
- Introduction of dynamic preference of public passenger transport at junctions and pedestrian crossings controlled by traffic lights (Žilina) – **complementarity with OPII: purchase of new trolleybuses for Žilina;**
- Modernisation of public passenger transport stops (TSK, ŽSK, Žilina) – **complementarity with OPII: purchase of new trolleybuses for Žilina;**
- Modernisation of the control, tariff, information and communication system (ŽSK, Žilina);
- Transfer terminals within the ITS;
- Renewal of the bus fleet (ŽSK, Žilina).

### Central Slovakia

The region comprises the Banská Bystrica Self-governing Region with the key agglomeration of Banská Bystrica–Zvolen and the Lučenec-Rimavská Sobota centre of second-level settlement.

The following issues were identified as problematic: absence of an integrated transport system, absence of coordination between railway regional and commuter bus transport, insufficient financial funds to finance public-interest services and inefficient spending of public funds to provide public passenger transport services.

Scopes of planned activities:

- Transport service plan (BBSK) – **complementarity with OPII: a strategic document required to support projects;**
- General transport plan (BBSK) – **complementarity with OPII: a strategic document required to support projects;**
- Modernisation of public passenger transport stops (BBSK) – **complementarity with OPII: additional development of trolleybus lines in Banská Bystrica;**
- Tariff and information organisation of the ITS;
- Transfer terminals and P+R car parks within the ITS.

### Eastern Slovakia

The region with the regional towns of Košice and Prešov also comprises the core second-level settlements of Michalovce – Vranov nad Topľou – Humenné and Poprad – Spišská Nová Ves. The vicinity of the two regional towns, the second and third largest towns in Slovakia, generates substantial links between them.

The key problems comprise isolated-functioning systems of public transport, insufficient coordination of and connection between the individual transport systems, absent central control system that would manage individual transport systems as a whole, low attractiveness of railway transport compared to commuter bus transport, deteriorated condition of city public transport vehicles and rail lines and of maintenance in general, and unacceptable construction and operational conditions at transfer nodes and stops. In addition to the above, in Prešov, the average age of buses is 10 years.

Scopes of planned activities:

- Transport service plan (KSK+PSK) – **complementarity with OPII: a strategic document required to support projects;**
- General transport plan (KSK+PSK) – **complementarity with OPII: a strategic document required to support projects;**
- Introduction of dynamic preference of public passenger transport at junctions and pedestrian crossings controlled by traffic lights (Košice) – **complementarity with OPII: purchase of new trams and trolleybuses for Košice;**
- Modernisation of public passenger transport stops (KSK, PSK, Košice) – **complementarity with OPII: purchase of new trolleybuses for Košice;**
- Control system + tariff and information organisation of the ITS – **complementarity with OPII: integrated passenger transport terminals (with interference into railway infrastructure);**
- Transfer terminals and P+R car parks within the ITS;
- Renewal of the bus fleet (Prešov).

Detailed information about the operational and infrastructural parameters of the public passenger transport in individual agglomerations or regions, together with the identification of the problematic areas, is provided in the Strategy for the Development of Public Passenger and Non-motorised Transport in Slovakia until 2020.

**Annex No. 12.19: Regional distribution of re-socialisation and crisis centres**

Region/Higher Territorial Unit	Resocialization centre	Crisis centre
Bratislava region	4	8
Trnava region	2	1
Trenčín region	1	2
Nitra region	4	2
Žilina region	2	7
Banská Bystrica region	2	4
Prešov region	2	7
Košice region	2	6
<b>Slovak Republic</b>	<b>19</b>	<b>37</b>

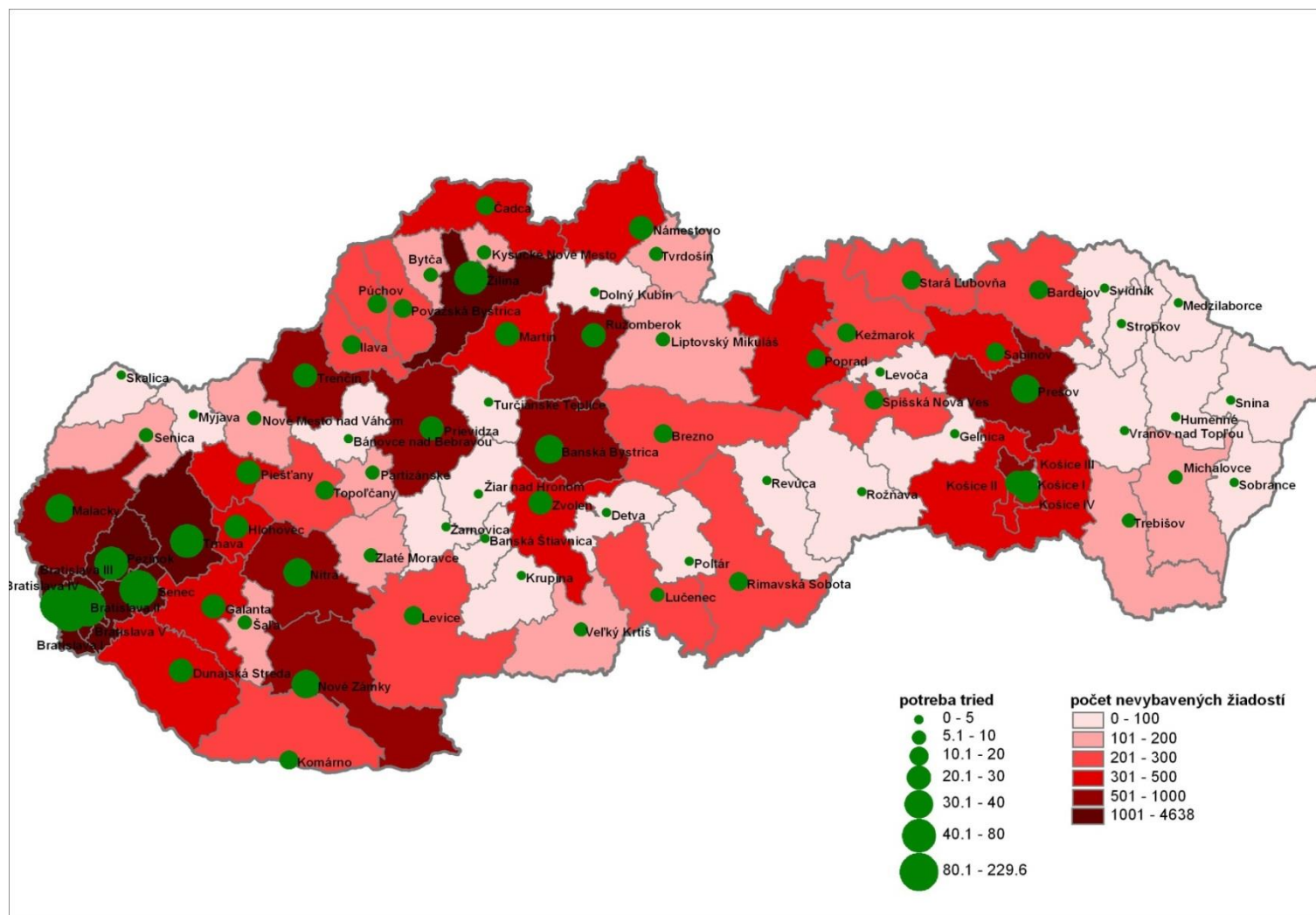
**Annex. 12.20: Percentage of children that is receiving childcare (formal, another or child's parents only) on the total number of children in a given age group**

	Formal childcare for children up to 3 years			Another childcare for children up to 3 years			Childcare for children up to 3 years provided by parents only		
	2010	2011	2012	2010	2011	2012	2010	2011	2012
<b>EU28</b>	28	30	28	28	29	30	52	50	51
<b>Belgium</b>	36	39	48	18	15	20	55	54	42
<b>Bulgaria</b>	7	7	8	0	33	13	92	64	80
<b>Czech Republic</b>	2	5	3	40	39	37	59	60	62
<b>Denmark</b>	78	74	67	0	0	0	23	26	33
<b>Germany</b>	20	24	24	15	14	13	66	66	66
<b>Estonia</b>	21	19	18	33	27	31	56	61	60
<b>Ireland</b>	29	21	:	28	21	0	52	62	:
<b>Greece</b>	8	19	20	59	51	52	35	36	35
<b>Spain</b>	38	39	36	20	17	15	47	49	52
<b>France</b>	43	44	40	21	25	29	46	41	42
<b>Croatia</b>	8	15	12	23	29	25	73	62	69
<b>Italy</b>	22	26	21	29	44	43	57	45	48
<b>Cyprus</b>	24	23	26	52	54	56	33	32	29
<b>Latvia</b>	16	15	23	12	15	14	72	69	62
<b>Lithuania</b>	13	7	8	9	19	22	77	74	72
<b>Luxemburg</b>	36	44	48	36	37	32	38	35	32
<b>Hungary</b>	9	8	8	21	23	22	72	72	74
<b>Malta</b>	11	11	17	28	39	33	65	53	57
<b>Netherlands</b>	50	52	46	59	54	53	21	21	27
<b>Austria</b>	9	14	14	37	33	37	59	60	56
<b>Poland</b>	2	3	6	35	34	32	64	64	63
<b>Portugal</b>	37	35	34	57	42	50	22	28	26
<b>Romania</b>	7	2	15	53	60	54	41	39	37
<b>Slovenia</b>	37	37	38	50	40	42	34	39	35
<b>Slovakia</b>	3	4	5	30	30	28	67	66	71
<b>Finland</b>	28	26	29	5	2	5	67	71	67

<b>Sweden</b>	51	51	52	3	3	3	47	47	44
<b>UK</b>	35	35	27	36	36	39	44	46	48

Source: Eurostat

Annex No. 12.21: Number of dismissed applications and need of KG classrooms as at 15.9.2013 by regions



Potreba tried = necessity of classes

Počet nevybavených žiadostí = number of unsatisfied applications

**Annex No. 12.22:** *Need of kindergarten classrooms based on dismissed applications with projections for period between 2014 and 2016 by regions*

Year	2010	2011	2012	2013	2014	2015	2016
<b>Bratislava region</b>							
applications	2774	3153	3716	4690	5354	6163	7014
classes	856	886	932	973	265	305	347
<b>Trnava region</b>							
applications	513	691	801	900	984	1066	1142
classes	762	781	786	794.5	48	52	56
<b>Trenčín region</b>							
applications	395	540	527	559	563	560	544
classes	744	765	781	803.5	27	27	26
<b>Nitra region</b>							
applications	435	487	546	554	589	600	600
classes	875	886	904	909	29	30	30
<b>Žilina region</b>							
applications	742	751	940	1005	1104	1187	1262
classes	937	964	981.5	1003.5	53	57	61
<b>Banská Bystrica region</b>							
applications	516	564	402	478	611	655	695
classes	833	836	849.5	863	31	34	36
<b>Prešov region</b>							
applications	355	443	465	641	616	657	693
classes	1146	1164	1165	1184	31	33	35
<b>Košice region</b>							
applications	312	432	747	855	933	1082	1240
classes	973	995	996	995	47	55	63
<b>Total SR</b>							
applications	<b>6 042</b>	<b>7 061</b>	<b>8 144</b>	<b>9 682</b>	<b>10 753</b>	<b>11 971</b>	<b>13 188</b>
classes	<b>7 126</b>	<b>7 277</b>	<b>7 395</b>	<b>7 525.5</b>	<b>532</b>	<b>593</b>	<b>653</b>

Source: Centre of Scientific Technical Information SR

Note: Classes in pre-primary schools are occupied with 20.2 pupils on the average

**Annex No. 12.23:** *Regional distribution of the number of primary schools, classrooms and pupils as at 15. 09. 2013*

Region/Higher Territorial Unit	Schools	Classes	Students
Bratislava region	153	2103	42081
Trnava region	232	2303	41751
Trenčín region	195	2267	42317
Nitra region	302	2990	50420
Žilina region	262	3176	59975
Banská Bystrica region	277	2734	49257
Prešov region	424	4034	73945
Košice region	314	3539	67631
<b>Slovak Republic</b>	<b>2159</b>	<b>23146</b>	<b>427377</b>

Source: Centre of Scientific Technical Information SR

**Annex No. 12.24:** *Number of secondary vocational schools, classrooms and pupils by regions as at 15. 09. 2013*

Region/Higher Territorial Unit	Schools	Classes	Students
Bratislava region	60	591	12 708
Trnava region	47	802	16 537
Trenčín region	42	715	16 447
Nitra region	59	874	19 418
Žilina region	62	1 009	22 767
Banská Bystrica region	58	791	16 998
Prešov region	75	1 040	23 466
Košice region	59	920	20 407
<b>Total</b>	<b>462</b>	<b>6 742</b>	<b>148 748</b>

Source: Centre of Scientific Technical Information SR

**Annex No. 12.25:** *Median of unemployment rate among school leavers in 2012/2013 by regions*

Region/Higher Territorial Unit	Fields of study	Fields of study with extended practical education	Fields of study	Secondary gramm ar schools
Bratislava region	9.7%	11.9%	10.8%	3.0%
Trnava region	15.8%	21.0%	17.9%	5.9%
Trenčín region	17.4%	23.4%	21.2%	5.3%
Nitra region	18.4%	23.8%	22.1%	6.6%
Žilina region	16.8%	23.0%	20.3%	5.2%
Banská Bystrica region	23.5%	31.1%	30.3%	9.1%
Prešovský region	26.6%	28.4%	30.2%	7.7%
Košice region	21.5%	31.8%	34.4%	7.6%
<b>SR</b>	<b>19.2%</b>	<b>25.1%</b>	<b>23.6%</b>	<b>6.6%</b>

Source: Centre of Scientific Technical Information SR

**Annex No. 12:26:** *The potential of the creative industries in the Slovak Republic and its regional projection*

The investments in integrated creative centres will be implemented in all regions of the Slovak Republic at the NUTS3 level; there are eight of them in total. The potential of building creative centres also represents approximately one integrated creative centre per region at the NUTS3 level. These centres will be based on the existing potential of individual regions.

**The Bratislava region** is the absolute creative centre of the Slovak Republic and has development potential in each of the creative sectors. The underdeveloped infrastructure, its fragmentation and lack of complexity can be considered as disadvantages.

The potential of **the Nitra region** for the creative branches is represented particularly by furniture manufacturing in Topoľčany (design), the footwear industry in Komárno (fashion design) and the developed food industry (advertisement and marketing).

Developed and diversified industry, the possibility of studying creative branches at secondary and tertiary level schools and the possibility for development based on cultural traditions are the advantages of **the Trnava region**. The merging of creative-technological, marketing and craft capacities combined with the strong demand of a developed industry can trigger a synergic effect.

Despite the absence of university study in the fashion industry, the historical tradition of development in this area gives **the Trenčín region** the foundation for the development of the creative industry connected with the footwear and textile industries. The swift development of the electro-technical and metalworking industries will generate the requirement for services in the area of design, fashion and furniture design.

The natural development of **the Žilina region**, which has been profiled towards the development of industry and tourism, requires a specific approach in designing support measures. They should focus not only on design and multimedia, but the historical development of the Liptov region, including the Turčianska Valley with their special traditions and high potential for the development of tourism, the development of the potential of non-periodical press, musical and stage art and traditional folk cultural crafts.

For historical and geographical reasons, wood cutting and processing, in addition to metallurgy and metal processing, represent the main industries in **the Banská Bystrica region**. The faculty at the Technical University in Zvolen is the only faculty in the Slovak Republic oriented on the wood-processing industry. This creates a unique potential for the design of comprehensive measures targeted on the development of the design sector. At the same time, the potential of students and graduates of multimedia specializations of two universities in the region and the significant potential of the crafts tradition can be used.

**The Prešov region** has great potential for the development of tourism thanks to its geographical segmentation and the absence of heavy industry. Growing numbers of visitors will significantly increase the demand for musical and stage art and products of crafts and the traditional folk and city cultures.

The human potential of **the Košice region** is comprised of the students and graduates of the universities and secondary schools in this region which specialize in creative studies such as

architecture, design, film production and multimedia. In combination with developed industry, the presence of big players and the possibility of international cooperation, space is created for the design of comprehensively oriented measures.

### Regional employment in CCS

The average share of employment in CCS in total employment over the years 2009 – 2011, broken down by region was as follows: Bratislava 14.69%; Trnava 11.97%; Trenčín 15.2%; Nitra 14.02%; Žilina 15.9%; Banská Bystrica 17.92%; Prešov 13.5% and Košice region 17.69%. They could be implemented within the infrastructure developed during the European Capital of Culture 2013 project implementation.

#### Annex No. 12.27: Numbers of school leavers of creative sector schools

	Number of students of private Universities with creative specialisation	Number of students of private school of arts with creative specialisation	Number of students of private conservatoires	Number of students of private secondary art schools
Bratislava region	61	6550	34	354
Trnava region	0	287	0	0
Trečín region	0	5476	0	0
Nitra region	0	3703	120	111
Žilina region	0	9905	48	232
Banská Bystrica region	33	3773	107	393
Prešov region	25	5936	0	0
Košice region	0	5191	251	169
	Number of students of state Universities with creative specialisation	Number of students of state school of arts with creative specialisation	Number of students of state conservatoires	Number of students of state secondary art schools
Bratislava region	4864	14745	935	573
Trnava region	759	12547	54	0
Trečín region	0	11787	0	653
Nitra region	2604	8974	0	256
Žilina region	773	15828	256	305
Banská Bystrica region	2104	11106	219	0
Prešov region	805	18072	0	344
Košice region	301	13507	661	334

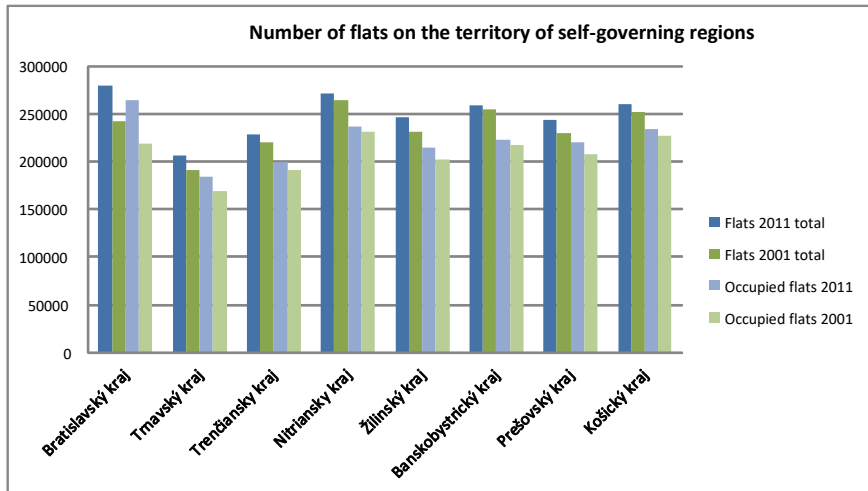
#### Annex No. 12.28: List of universities and secondary schools with creative educational programmes

Bratislava self-governing region	
Name of school	Creative sector
Academy of Media	advertisement and marketing
University of Economics in Bratislava	advertisement and marketing
Pan-European University in Bratislava	advertisement and marketing

Goethe University Bratislava	advertisement and marketing
Slovak University of Technology in Bratislava	architecture, design, multimedia industry
Academy of Performing Arts in Bratislava	music and stage art, film, TV, video, radio and photography
Academy of Fine Arts and Design in Bratislava	advertisement and marketing, design, fashion design, artistic visual art, film, TV video, radio and photography
Comenius University in Bratislava	publishing, literature and book market
School of Arts and Crafts of Josef Vydra in Bratislava	advertisement and marketing, design, fashion design, artistic visual art
Secondary Art School of Stage Design in Bratislava	artistic visual art, music and stage art
Private Secondary Art School of Animation in Bratislava	design, fashion design, film, TV, video, radio and photography
Private Secondary Art School of Design in Bratislava	design, fashion design
<b>Trnava self-governing region</b>	
<b>Name of school</b>	<b>Creative sector</b>
University of St. Cyril and Methodius in Trnava	advertisement and marketing
SUT BA, Material-Technological Faculty in Trnava	design
<b>Nitra self-governing region</b>	
<b>Name of school</b>	<b>Creative sector</b>
Slovak University of Agriculture in Nitra	advertisement and marketing
The Constantine the Philosopher University in Nitra	advertisement and marketing
St Lucas Church School of Arts and Crafts, Topoľčany	artistic visual art
Secondary Art School of Ladislav Bielik, Levice	design, artistic visual art
Private Secondary Art School, Nitra	design, artistic visual art
Private School of Applied Fine Arts, Topoľčany	design, fashion design, artistic visual art
<b>Trenčín self-governing region</b>	
<b>Name of school</b>	<b>Creative sector</b>
Secondary Art School in Trenčín	design, fashion design, artistic visual art
<b>Žilina self-governing region</b>	
<b>Name of school</b>	<b>Creative sector</b>
Žilina University in Žilina	multimedia industry
Catholic University in Ružomberok	publishing, literature and book market
Private Secondary Art School in Žilina	advertisement and marketing, design
School of Applied Fine Arts, Ružomberok	advertisement and marketing, design, fashion design

<b>Banská Bystrica self-governing region</b>	
<b>Name of school</b>	<b>Creative sector</b>
Academy of Arts in Banská Bystrica	music and stage art, film, TV, video, radio and photography, artistic visual art, multimedia industry
University of Matej Bel in Banská Bystrica	multimedia industry
Musical and Artistic Academy of Ján Albrecht in Banská Štiavnica	music and theatre art
Technical University in Zvolen	design
Private secondary art school, Zvolen	artistic visual art
Private secondary art school, Hodruša-Hámre	artistic visual art
School of Applied Fine Arts, Kremnica	advertisement and marketing, design, fashion design, artistic visual art
<b>Prešov self-governing region</b>	
<b>Name of school</b>	<b>Creative sector</b>
Prešov University in Prešov	advertisement and marketing
International School of Management Slovakia in Prešov	art market
Secondary Art School in Kežmarok	advertisement and marketing, artistic visual art
Secondary Art School in Prešov	advertisement and marketing, artistic visual art
<b>Košice self-governing region</b>	
<b>Name of school</b>	<b>Creative sector</b>
Technical University in Košice	architecture, design, multimedia industry
University of Pavol Jozef Šafárik in Košice	multimedia industry
School of Applied Fine Arts in Košice	advertisement and marketing, design, artistic visual art
Private secondary art school of film in Košice	film, TV, video, radio and photography, Multimedia industry

**Annex No. 12.29:** Number of flats on the territory of Slovak regions according to the results of population and housing census 2011



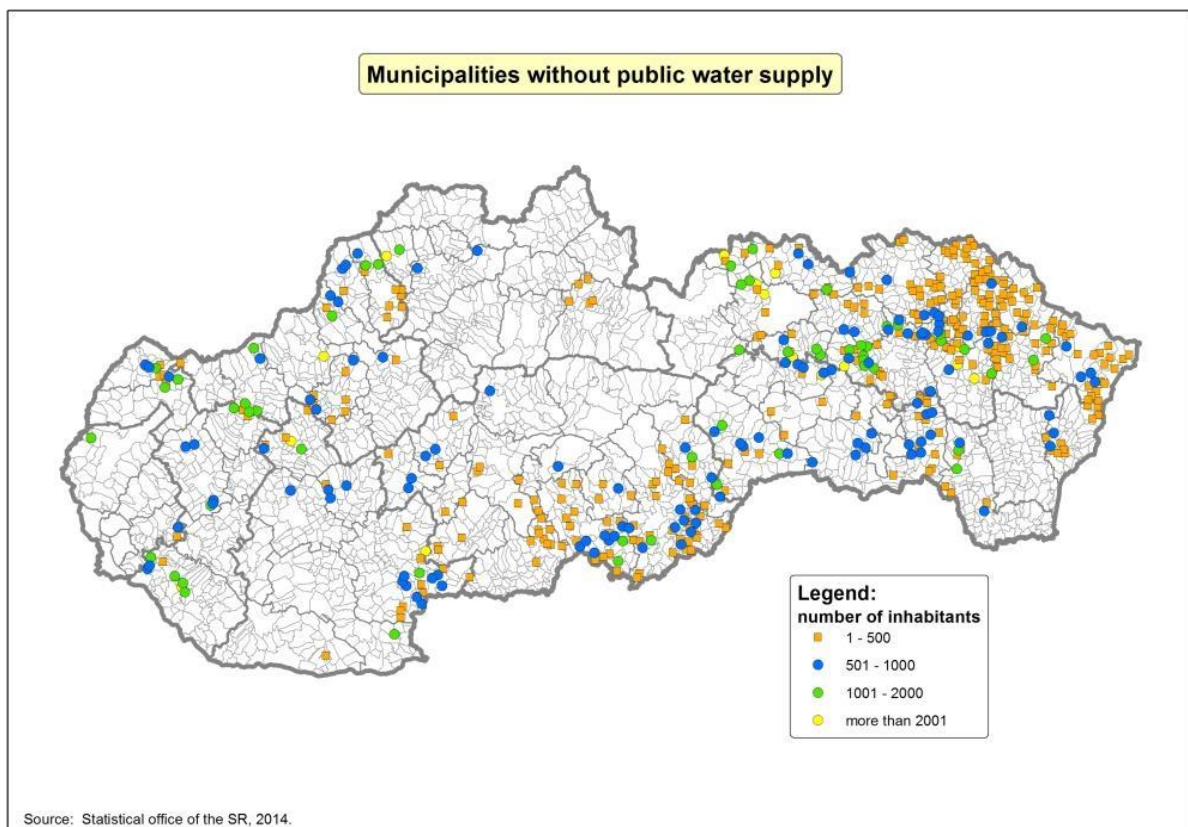
Source: Population, Housing and Flats Census 2011 (Sčítanie obyvateľov, domov a bytov 2011)

Počty bytov na území samosprávnych krajov = number of flats on the territory of self-governing regions

Byty spolu = flats in total

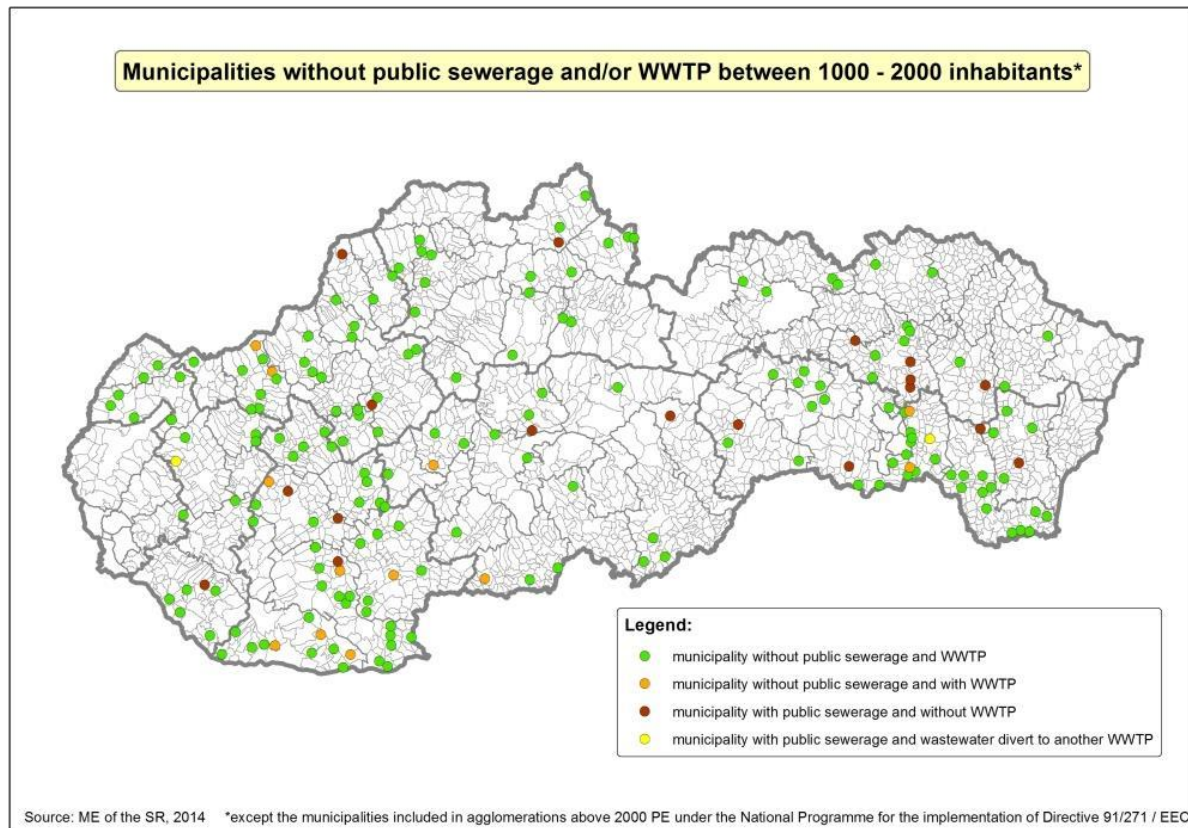
Obývané byty = occupied flats

**Annex No. 12.30:** Municipalities in the SR without public water supply



Source: Statistical office of the SR, 2014.

**Annex No. 12.31: Municipalities without public sewerage and/or WWTP between 1000 – 2000 inhabitants**



**Annex No. 12.32: Key challenges on local level**

**A. Reduction of social and economic lagging**

- To increase competitiveness of rural areas, in particular of the lagging ones, in comparison with the urbanized area,
- To increase the share of active population and a low number of self-employed persons,
- To improve support of sole traders and self-employed farmers (SEF), micro and small enterprises particularly in agriculture sector,
- To improve qualification and practice of workforce (a higher share of persons with primary or lower secondary education, a low share of university educated population in rural areas),
- To reduce the high level of unemployment, mainly long-term unemployment and unemployment of young people in rural areas, which increases the risk of poverty,
- To eliminate impacts of interior migration (outflow mainly of young people from underdeveloped regions or inflow of inhabitants into municipalities in major cities environs within suburbanization),
- To increase opportunities for the establishment of local markets and formation of short local production-consumer chains (e.g., food products and services),
- To develop the potential of local economies and improve the introduction of innovations on the local level,

- To improve the use of sources in rural areas, e.g., of the natural-cultural heritage and unique values of the territory.

#### **B. Increase of quality of life**

- To improve social and technical infrastructure,
- To increase attractiveness of territory for the inhabitants and to improve opportunities of alternative spending of spare time,
- To increase awareness of the values of cultural heritage and of the protection of natural resources,
- To increase resistance to and protection against natural disasters,
- To improve introduction of new progressive (green) technologies and innovations,
- To increase support of social inclusion, mitigation of poverty, including separated and segregated MRC and support of economic growth.

#### **C. Improvement of infrastructure of local services**

- To increase efficiency, quality and diversity of local services,
- To increase the level of involvement of local partners in the preparation and implementation of projects and to reduce the dominant support of bodies from the public sector.

### **Annex No. 12.33** *Experience from programming period 2007 - 2013*

In the 2007-2013 programming period, interventions in regional development through the ERDF were covered by two operational programmes: in the Regional Operational Programme and in the Operational Programme Bratislava region. In both cases, the MARD SR acts as the Managing Authority.

With respect to the categorization of regions, **ROP** focuses predominantly on the reduction of regional disparities of Slovak regions (except the Bratislava region), focusing on the availability and quality of civil infrastructure; OP BR supports interventions contributing to developing the competitiveness of the region. It is, however, the OP where with respect to the cross-sectional nature of measures across multiple sectors and the regional dimension, the involvement of partners from the state administration, local self-government and of socio-economic partners, was required, as early as in the preparation stage of these OP.

Routing of the promotion of interventions in the 2007-2013 programming period followed up the experience from the previous period, the results of assessment and of analyzes. ROP can be considered as one of the most successful OP in the 2007-2013 programming period. During its implementation it brought significant positive changes to the affected Slovak regions in the area of public infrastructure improvement, in particular the enhancement of the quality of school buildings and their furnishings, improvement of the quality of life in municipalities and of road infrastructure of 2<sup>nd</sup> and 3<sup>rd</sup> class roads, and better conditions for the provision of social and non-commercial rescue services. Predominantly by promoting investments in the school system and regional roads, ROP significantly helped the regional and local self-government in strengthening the ability of performing their competences. The character of supported measures by ROP and immediate impact on the quality of life in regions was also reflected in a high interest in calls for the submission of applications for NRFS (however, the absorption capacity across specific priority axes varies).

However, the implementation of ROP was affected by a series of factors, in particular:

External factors:

- Consequences of the global economic crisis - significant socio-economic changes resulting from the economic crisis led to a change in the priorities of prospective beneficiaries. From a wide range of different areas supported by ROP, areas have been created which for prospective beneficiaries (regional and local self-governments) represented the most important development priorities and the most effective investments in terms of savings in operating costs of the public sector (a reduction of energy demand), job creation, the introduction of ICT, and the competitiveness of settlements. On the other hand, in some areas of support, expectations in terms of initially specified plans were not met.
- Change in the regulatory environment in affected areas - with impact mainly on the eligibility of activities, beneficiaries, conditions for granting the subsidy, etc. – e.g., a change in VAT rate, changes in the social area with respect to amendment of Act No. 305/2005 Coll. on social and legal protection of children and social custody, and on amendments to certain laws, as amended, the full text of which was declared by Act No. 27/2009 Coll., changes in the provision of social services with respect to Act No. 448/2008 Coll. on social services and on amending and supplementing Act No. 455/1991 Coll. on Trade Licensing (Trade Licensing Act), as amended, which canceled Act No. 195/1998 Coll. on social assistance, etc.

Internal factors:

- Approval of additional financial resources in some areas of ROP support - over the course of 2009 (with respect to the change of priorities resulting from the impact of the global crisis), the MA for ROP allowed the approval of additional financial resources in the most effective areas of ROP support, which presented the most significant development priorities and which bring economic benefits for the next years in the form of savings in operating costs in the public sector (reducing the energy consumption of buildings), and strengthen the attractiveness and competitiveness of settlements, the introduction of ICT equipment, maintain jobs, etc. A lack of financial resources in ROP PA1 and PA4 was solved on the basis of savings of financial resources reached in all seven ROP priority axes (on the basis of reduced budgets for projects after public procurement, unpaid ineligible expenditure, not used financial resources, unrealized projects, returned financial resources due to irregularities, generation of net income, etc.)
- Performance of public procurement by beneficiaries – on the basis of the verification of PP performed by beneficiaries, a high error rate of this process was identified in terms of the compliance with the procedures and rules of the Public Procurement Act, as a result of which it was necessary to repeat the tender, prolong the project implementation period, and postpone the real drawing on the level of projects.

In comparison with the 2004-2006 programming period, we can consider the delegation of a part of competences associated with the implementation of ROP projects to self-governing regions as an implementation novelty.

The area of school infrastructure within ROP: in construction and technical interventions the support focused on the reconstruction, expansion and modernization of selected

kindergartens, primary and secondary schools, and related procurement of equipment, including ICT. The purpose of such interventions was, while respecting the principles of environmental sustainability, to remove the unsatisfactory construction and technical condition of buildings, remove unsatisfactory conditions for disabled users, and reduce the high energy consumption in the operation of all types of schools.

In practice, for kindergartens, primary and secondary schools, activities were aimed at improving the construction and technical condition, achieving savings and energy efficiency of reconstructed buildings, and in many cases the main reason was the removal of the state of disrepair due to the age of the buildings, as well as due to climatic conditions. Construction work focused on the insulation of exterior walls, insulation of roof structures, replacement of windows and doors, plumbing work.

During the implementation, the MA for ROP reported high absorption capacity, readiness, and demand of applicants for these interventions exceeded the allocated amount (obligation of 417 mil. Eur). Totally 1 688 applications for NRFS were received in a total amount of 1.4 bil. Eur (the amount of contributions applied for), and 785 contracted projects in a total amount of NRFC 601 mil. Eur (of which 62 KG, 637 PS, and 86 SS). Despite a significant demand of regional self-governments, however, during the implementation of this measure, the demand for subsidies from secondary schools was not satisfied, therefore in the programming period, the assistance will be directed to the area of vocational education, which is in compliance with the objectives of NRP SR 2013 and the Europe 2020 strategy. Of these 785 projects, 296 projects were complementary from OP Education (assistance was provided to these schools also within OP Education). Of the total number of approved projects under the OP E for primary and secondary schools, it is, however, only slightly more than a half of all approved projects, which brings about the need for greater coordination of assistance for the target of concentration. Moreover, within OP Education, various national projects of systemic nature were implemented, for example for activating methods in education, promotion of professional orientation among PS pupils in vocational education, the development of working skills, the promotion of digital education, etc., the results of which are applicable more broadly by PS and SS.

At the time of the economic crisis, interventions in the field of school infrastructure were the highest development priority of regional and local self-government projects.

The implementation of school infrastructure projects contributed to:

- Reduction of accumulated "modernization debt" of school infrastructure (investment expenditure in these facilities has been undersized for decades).
- In the situation of long-term absence of capital expenditure and ongoing rationalization of the network of schools and school facilities, to a great extent it allows the founders of schools to make necessary structural and technical changes resulting from Act No. 245/2008 Coll. on Upbringing and Education (School Act) and on amending and supplementing certain other laws, as amended, and which amends and supplements certain laws, in particular with respect to the performance of capacity and spatial requirements. At the same time, projects also substantially contributed to improving the quality of the educational process and educational services - in many cases, only thanks to the project schools could buy computer and other ICT equipment, which is a prerequisite and an essential part of the digitization of regional school system and modern education.

- Efficient use of energies in school buildings by reducing their energy consumption and in some cases by the installation of renewable energy sources (which also prevents the increase of "operating debt" of school facilities) – average reduction of energy consumption of buildings and supported facilities is almost 50% in comparison with the condition without the project implementation. A 20% increase in the energy efficiency on the EU level is one of key objectives of the Europe 2020 Strategy.
- Harmonization of family and work life through the expansion and modernization of the premises of kindergartens.
- Development of a better and more comfortable environment for children and pupils of primary schools and kindergartens which is an important factor in motivation for higher involvement in the educational process.

Area promoting deinstitutionalization: With respect to supporting the deinstitutionalisation in foster care, as an example of good practice it is possible to state the implementation of national projects – Enhancing the employability of professional parents and Promoting the deinstitutionalization of foster care, and several targeted demand-oriented calls (OP Employment and Social Inclusion). The implementation of activities within the said projects contributed significantly to the successful preparation and implementation of projects of the Central Office of Labour, Social Affairs and Family from the Regional Operational Programme to the benefit of the Children's home Kremnica, Children's home Veľké Kapušany, Children's home Ružomberok, etc.

In the 2007 – 2013 programming period, in the field of promotion of harmonization of the work and family life, the issue was addressed by direct financial support of the demand for services (national project - Allowance for child care, OP Employment and Social Inclusion). On the basis of experience from the application practice, the need for support also on the part of services offered in the field of child care through the establishment of facilities providing these services has been identified.

Following the experience from the 2007 – 2013 programming period, in order to ensure more effective coordination of IROP and OP HR activities, the cooperation will be formalized on the level of supra-departmental working group for coordination of the support of deinstitutionalization from IROP and OP HR.

Area of sustainable and safe transport in the regions and sustainable urban and suburban mobility through developing PPT and non-motor transport, especially cycling transport within the ROP: Within the regional mobility with respect to the strategy, measures were directed mainly to the reconstruction of 3<sup>rd</sup> class roads linking directly municipalities outside the growth poles with municipalities in the growth poles. With respect to a limited financial allocation, the planned target values were not accomplished, especially in the reconstruction of bridges and in the construction of new road sections which will ensure an improvement of the traffic situation in urban areas of municipalities (the construction of by-passes). Within the measure 5.1., assistance was targeted for the development of cycling routes for non-motor transport particularly in the form of bicycle lanes. It was possible to use assistance in the construction of cycle ways also in the measure 4.1. Regeneration of settlements. Within the measure 4.1., a part of cycle lanes was developed in the place of project implementation, which were in the centres of municipalities according to the ROP Strategy. For this reason it was not possible to

achieve the linkage of cycle lanes built on the 2 and 3 class road sections and on local roads in municipalities. In the programming period, however, the measure 3.2. (Tourism Infrastructure), within which it was possible to build bicycle paths in tourist regions with international or national importance was not launched.

The promotion of ROP cultural infrastructure in relation to project European Capital of Culture - Košice 2013: In connection with the ECC event - Košice 2013, Priority axis 7 ROP focused on promoting the cultural infrastructure intended for the implementation of cultural and social events in 2013. In this context the Barracks Culturpark project seems to be a significant project, which presents a professional multifunctional cultural centre which has the potential to stimulate employment in CCS. In the Slovak conditions, it is yet the only creative centre of this type.

**OP BR** is one of the smallest OP of the 2007-2013 programming period, but it is a multi-sectoral programme to promote the bodies of public and private sectors through the implementation of projects within the regional infrastructure, knowledge-based economy, informatization of the public administration and supporting of micro, small and medium-sized enterprises. The implementation of the OP BR was also influenced by the global economic crisis with impact on the fulfilment of the originally set OPBR strategy. The OPBR strategy assumed the generation of sufficient private and public funds for the implementation of large development projects (e.g., the system of integrated transport) and of development projects with a high added value mainly in the field of knowledge economy. However, a negative economic trend was reflected not only in the financial management of municipalities whose main source of income is the share of tax revenues from the income of natural persons, but also in the change of SME priorities: high interest among the SMEs in quickly realizable investments in complete technological solutions and in the introduction of advanced technologies enhancing the competitiveness of businesses by reducing costs, increasing the quality and volume of production and applying the ICT potential in business, and minimum interest among SMEs in investments in the industrial research and experimental development with respect to the long-term return on this type of investment. A significant part of OPBR allocation is earmarked for the implementation of the JESSICA and JEREMIE initiatives, which are new financial instruments in the Slovak conditions, and the preparation of which with the participation of EIF, EIB, EC and of national authorities (MF SR, SHDF, etc.) required several years of preparation, including the amendment of the national legislation.

IROP as a programming document for 2014-2020, in the process of programme preparation and management will follow up the experience from the previous periods. The IROP strategy reflects aspects conditioning the quality of life in regions in the light of the Europe 2020 Strategy and of relevant documents on the national level. With respect to the above stated, within IROP, in addition to generally applicable tendencies of reducing the administrative burden, streamlining the public procurement process controls and stabilizing the administrative capacity, it is desirable to take into account the following:

- To the maximum possible extent, apply the principle of balanced partnership starting from the document preparation, as IROP will have a cross-sectoral focus and will apply the territorial principle.

- With respect to the application of the integrated approach within IROP, it is appropriate to involve a wider extent of key actors on regional and local level in the process of strategic preparation and subsequent selection. This will allow reflecting just priorities which are most needed in the relevant area and at the same time to proceed to the planning and selection of activities in mutual territorial connectivity with respect to the intended results.
- In order to streamline the process of preparation of NRFS applications on the part of beneficiaries and speed up the evaluation process, it is advisable to consider the submission of project plans in accordance with the applicable legislation.

In terms of the implementation of individual groups of activities, both ROP and OPBR provide a wide range of experience, knowledge and examples which can be applied in the programming period 2014-2020, whether in the form of complementary or superstructure activities:

Implementation of JESSICA initiative within ROP and OPBR:

Financial resources allocated within the ROP and OPBR intended for an improvement of the energy efficiency of buildings, i.e. the insulation of the existing buildings in urban areas, are provided through the State Housing Development Fund to applicants for subsidy in the form of refundable subsidies. In 2013, credits with 0% interest and 15 years maturity period were granted, in the amount of 80% of the acquisition price of eligible expenditure. Total financial resources for 2013 amounted to 11 529 412 EUR where 8 mil. EUR was allocated for ROP and 3 529 412 EUR for OPBR, respectively. A total of 100 applications were submitted to the SHDF, whereas as at 31.12.2013 the SHDF granted totally 69 applicants (54 ROP and 15 OPBR, respectively) in the required amount of 10 964 186.41 EUR, which is totally 95.10% of the allocated amount (98.47% ROP and 88.98% OPBR, respectively). The remaining unexpended financial resources of 565 225.59 EUR (176 264.98 EUR ROP and 388 960.61 EUR OPBR, respectively) were moved to 2014, and it is possible to use them according to Act 150/2013 Coll. on SHDF valid from 1.1.2014 for the relevant type of support – the renewal of housing building<sup>97</sup>.

#### The area of promoting cultural and creative sectors

In the period of 2014 – 2020 it is necessary to build on the experience from the 2007 – 2013 programming period and start such areas of support, which have not been developed yet in the SR. In the last programming period, significant structural measures were implemented in the field of **digitization of cultural heritage**, which can form a kind of spring board for the further development of cultural and creative sectors in the digital era. Active use of digitized cultural heritage objects with the aim of new creative products and services is a challenge for the 2014 – 2020 period. In 2007-2013, the version of Copyright Act valid at that time, proved to be problematic in terms of the ownership rights to works and their use in the digital environment. The Copyright Act has now been revised to allow easier use of digitized works by the public.

Other significant measures implemented within PA 7 **Košice - the European Capital of Culture (ECC)** allowed the development of 20 projects in the field of cultural infrastructure and measures in the field of development of culture and access to it. In 2014 – 2020, in the Košice region it is possible to build very well on these activities aimed at the employment in CCS. In

this context mainly the Barracks Culturpark project seems to be a significant project, which presents a professional multifunctional cultural centre which has the potential to stimulate employment in CCS. In the Slovak conditions, it is yet the only creative centre of this type, which can be a good example for the development of other centres in other regions. However, it is necessary to learn from these examples and avoid certain mistakes. Within the sustainability of such multifunctional centres it is important to apply state aid schemes, which will allow implementing also commercial activities aimed at profit in such infrastructure. Generally, it is also necessary to improve the processes for preparing such projects, the establishment of partnerships for future residents of centres and readiness of applicants to the implementation phase.

### The area of promoting health care infrastructure

The promotion of health infrastructure in the programming period 2007 - 2013 was implemented by a separate Operational Programme Health. The infrastructure of specialized and general hospitals, infrastructure providers of comprehensive outpatient care and the National Transfusion Service of the SR by a form of the national project were supported.

From the perspective of outpatient healthcare support the beneficiaries were out-patient clinics and health centers. Projects in all regions of Slovakia under the Convergence objective were mainly aimed at supporting specialized outpatient healthcare. Through IROP investment support of outpatient care infrastructure shifts to the primary contact (general outpatient care) by development of infrastructure of a new type of health care provider - integrated health care centers.

From the perspective of hospital infrastructure support - in the programming period 2007 - 2013 there were supported 11 specialized hospitals and 15 general hospitals in all regions of Slovakia under the Convergence objective. Investment support for hospital infrastructure through IROP will be closer concentrated just on the optimized network of general hospitals providing acute inpatient care. Activities and investments of general hospitals supported through the Operational Programme Health are sustainable and in accordance with the planned optimization of acute general hospitals network.

All projects supported by the Operational Programme Health contributed to improving the quality, effectiveness and accessibility of health care provided by the supported providers. However, in the view of a national strategic document absence in time of operational programs creation, sufficient concentration of resources was not provided and supported projects did not have character of reform and systemic changes. Based on this experience support through IROP is concentrated on a limited range of health care providers and supported activities are consistent with the objectives of the strategic framework for health care for the years 2014 - 2030 (the national strategy document approved by Government of the SR) and will directly contribute to the reform changes of the Slovak health care system.

### **Annex No. 12.34 Action plans for fulfillment of result indicators values**

**Action Plan for setting and implementation of result indicators for specific objective 1.1  
“Improvement of traffic accessibility to TEN-T infrastructure and 1<sup>st</sup> class roads”.**

## 1. Determination of baseline and target values of performance indicators at the level of IROP

ID	Indicator	Measurement unit	Category of region	Baseline value	Baseline year	Target value (2023)	Source of data	Frequency of reporting
R0113	Time saving in road transport	EUR	Less developed region		2015		MA MARD SR	Annually
R0113	Time saving in road transport	EUR	More developed region		2015		MARD SR	Annually

### Method of calculating baseline value

- Calculation is based on a comparison of journey times before and after the project and it is executed in a predefined computing environment,
- Calculation will be done on the basis of "*multi-criteria methodology for evaluating projects for IROP/RITS*"
- Baseline value will be based on user-defined projects at specific RITS,
- Evaluated projects must be part of the project reservoir outlined in *the Strategic plan for the development and maintenance of roads at regional level*,
- Data for calculation of time savings in road transport will be obtained by calculating the benefits associated with the savings of driving times, based on a number of input indicators (interest rates, occupancy of vehicles, etc.). Some of these indicators are specific and take into account local conditions (average speed),
- The average speed is calculated as a weighted average of the maximum permissible speed according to the route of new roads (bridges, tunnels, etc.)
- Then the driving time per vehicle (length of route and the average speed on this route) is calculated, while after taking into account the intensity for the whole year we get annual volume of travel times of all vehicles passing the section under review,
- In order to determine the amount of time which accounts for all passengers, the indicator of the average occupancy of vehicles is used.

### Method of calculating target value:

- Evaluated projects must be part of the project reservoir outlined in *the Strategic plan for the development and maintenance of regional roads*,
- Target value will be determined based on *evaluation of the effectiveness of specific projects - assessment of the economic benefits*,
- Counted will be benefits associated with the saving of running time, the benefits of operational cost savings of vehicles (fuels), the benefits associated with reduced production of pollutant emissions, and benefits associated with cost savings associated with reduced levels of risk of accidents,
- Simplified calculation will be carried out in a predefined area of spreadsheet processor (MS Excel),
- The result of this calculation will be not just the sum of all benefits, but *the index of the relative efficiency of investment*, which expresses the level of the economic efficiency of the implementation cost relativized per unit of length of infrastructure in the first year of the measure application in operation,
- When calculating the target value, we assume maintaining the same methodology of selection, administration and evaluation of test and the application of the same or similar software tools which will be used in defining the baseline.

In order to ensure the determination of baseline indicators and target value, the following steps will be implemented in the proposed dates:

Role	Responsible subject	Note
Methodology of multicriterial projects evaluation for IROP/RITS	TRI (VÚD)	
Setting the baseline values of indicators	MARD SR in cooperation with TRI	December 2015.
Setting the target values of indicators	MARD SR in cooperation with TRI	December 2015.

## 2. Determination of baseline and target values of result indicator at NUTS III level

Term: December 2015

## 3. The method of road selecting in support from IROP

The process of roads selection will take place at the Partnership Council of RITS respecting the principle selection of operations defined in the IROP and RITS.

## 4. The institutions / organizations responsible for the implementation of the Action Plan

Organization	Address	Responsible manager	Contacts
MARD SR – MA for IROP	Prievozská 2/B, 825 25 Bratislava 26	Ing. Ján Bruncko Director of the department	<a href="mailto:jan.bruncko@land.gov.sk">jan.bruncko@land.gov.sk</a>
Transport research institute, JSC.	Veľký Diel 3323, 010 08 Žilina		

## 5. Timetable of action plan implementation

The action plan will be fulfilled by the deadline of 31st December 2015, i.e. the baseline and target values of result indicators will be set until the deadline.

Annual monitoring of indicators will take place in November-December of each year during the annual monitoring of the implementation of a specific objective.

## 6. Revision of the strategic document

Following the defined values of result indicator and fulfillment of the Action Plan, MA for IROP submits a revised version of the OP to the EC.

**Action plan to set and meet result indicators for specific objective 1.2.2 „Enhancing the attractiveness and transport capacity of non-motorized transport (bicycle transport in particular) to the total amount of transported passengers“**

**1. Determining the baseline and target values of result indicators at the level of the IROP**

ID	Indicator	Unit of measurement	Region category	Baseline value	Baseline year	Target value (2023)	Source of data	Monitoring frequency
R0090	Share of cycling in total distribution of transport work	%	Less developed region		2015		MTCRD SR	once in three years
R0090	Share of cycling in total distribution of transport work	%	More developed region		2015		MTCRD SR	once in three years

The method of calculating the baseline value

- Calculation of baseline indicator „*Share of cycling in total distribution of transport work*“ will be set based on the results of transport-sociological surveys in households,
- The organisation entrusted with the survey will elaborate a plan of inquiry implementators setting, based on calculated net random samples for district and determined deadline,
- Addresses of households that will provide information will be chosen at random through the random walk method,
- All interviews will be carried out exclusively in the form of direct interview (face-to-face) in the households of respondents,
- In every household it is necessary to fill in a questionnaire for households, a personal questionnaire and questionnaire for roads,
- In order to determinate the share of particular transport types in total transport work it is necessary to take into account the age structure of inhabitants of the cities surveyed and the share of particular age groups in the basic group (in the total number of inhabitants of the city) and in selected group (of all respondents),
- An overview of methodologies and procedures for data collection and evaluation of results of transport-sociological survey for the area of cyclists transport is specified in detail in „*Draft of the methodology for carrying out the surveys and cyclist transport census in the Slovak Republic*“ elaborated for the MTCRD SR by the TRI,
- Baseline value of the indicator will be set through proposed methodological procedure for the cyclist transport census (transport-sociological survey, questionnaire) carried out by the MTCRD SR in the year 2015 following the National census of transport in the year 2015.

The way of calculating the target value:

- The target value of the indicator to the year 2023 will be set based on a qualified (expert) estimation of the MTCRD SR and the TRI,
- In order to set the target value of the indicator it is necessary to take into account that this value should express beside the objectivity (reachability) a sufficient volume of ambition as well focused on measures that are planned for IROP for the purpose of providing the information to the wide public,

- By calculating the target value we expect the maintenance of the same methodology of the selection, administration, evaluation and usage of the same or similar software tools that will be used for defining the baseline value.

With the aim to ensure the baseline indicators and target values, the following steps will be carried out within the proposed deadlines:

Task	Responsible	Note
<b>Methodology for carrying out the survey and census of cyclist transport</b>	Transport Research Institute (TRI)	2015
<b>Setting the baseline values of the indicators</b>	MARD SR in cooperation with MTCRD SR and TRI	Q1 2016
<b>Setting the target values of the indicators</b>	MARD SR in cooperation with MTCRD SR and TRI	Based on results of the methodological procedure for cyclist transport census, taking into account the external contextual factors. 1Q 2016

## 2. Determining the baseline and target values of the result indicator at the level of the NUTS III.

Deadline: Q1 2016

## 3. The authorities/organisations responsible for the implementation of the Action Plan

Organisation	Address	Responsible manager	Contact details
Ministry of Agriculture and Rural Development of the SR – MA for IROP	Prievozská 2/B, 825 25 Bratislava 26	Ing. Ján Bruncko Director of the Department	<a href="mailto:jan.bruncko@land.gov.sk">jan.bruncko@land.gov.sk</a>
Ministry of Transport, Construction and Regional Development of the SR	Námestie slobody 2902/6, 811 06 Bratislava	Ing. Peter Klučka National Coordinator for Cycling Issues	<a href="mailto:peter.klucka@mindop.sk">peter.klucka@mindop.sk</a>
Výskumný ústav dopravný, a.s. (Transport Research Institute)	Veľký Diel 3323, 010 08 Žilina		

## 4. Timetable for the implementation of the Action Plan

The Action Plan will be implemented until 30 June 2016, i.e., the baseline and target values of result indicators will be established until the deadline.

The frequency of monitoring of indicator will be every three years in November – December of each year. The national census of cyclists, as a part of national census of transport will be carried out in years 2015 and 2020. In years 2018 and 2023 there will be an additional census of cyclists.

## 5. Revision of the strategic document

The revised version of the OP will be submitted by the MA for IROP to the EC following the values of result indicators defined and fulfilment of the action plan.

### Action plan of the setting and fulfilment of result indicators for the specific objective 2.1.1 *“Support the transition of the provision of social services and the ensuring of the implementation of measures aimed at social and legal protection of children and social guardianship in facilities from institutional to community-based care, and support the development of child care services for children aged 0 - 3 years at the community level”*

#### 1. Determination of the baseline and target values of the result indicators at the IROP level

The IROP Managing Authority (MA) proposes pursuant to Article 19(2) of the General Regulation the description of measures to be implemented, the time schedule for their implementation and the responsible bodies (the "Action Plan") in relation to the need to identify the baseline and target values of a measurable indicator for the result *“Share of children aged 0 - 3 years provided with child care services in the total number of children aged 0 - 3 years”*. The necessity of adoption of this Action Plan resulted from the fact that at the time of preparation of the IROP there were not available necessary data to identify the baseline value and to determine the target value of the concerned measurable indicator of the result.

ID	Indicator	Unit of measure	Region category	Baseline value	Baseline year	Target value (2023)	Data source	Monitoring frequency
	Share of children aged 0 - 3 years provided with child care services in the total number of children aged 0 - 3 years	‰	Less developed region		2014		Ministry of Labour, Social Affairs and Family of the Slovak Republic	Annually
	Share of children aged 0 - 3 years provided with child care services in the total number of children aged 0 - 3 years	‰	More developed region		2014		Ministry of Labour, Social Affairs and Family of the Slovak Republic	Annually

Method of calculation of the baseline value:

- The calculation is based on comparing the number of children aged 0 - 3 years to the number of children aged 0 - 3 years provided with child care services.

- The baseline value could not be determined because of unavailability of current statistical data in the required structure:
  - The statistical data based on the age structure are measured by age category, e.g. age category 0-3 years, (source: Statistical Office of the Slovak Republic),
  - The data of the number of children aged 0 - 3 years provided with a child care allowance for children aged 0 - 3 years are monitored by the competent authorities of the Office of Labour, Social Affairs and Family,
  - Only the data of facilities where children provided with a child care allowance are placed are available; no information about the other facilities is available,
  - In the area of provision of child care services for children aged 0 - 3 years, systematisation is under preparation, including the change of legislation and the setting of a new component for the collection of statistical data,
  - The providers of child care services may be various entities (e.g., facilities established under special regulations (e.g., School Act), other legal entities providing child care services (Act on non-profit organisations providing services of general economic interest), natural persons providing child care services under a special regulation (Trade Licensing Act).
- Calculation of the baseline value will be made as follows:
  - The data of the number of children in the respective age structure, broken down by more developed and less developed regions, will be requested from the Statistical Office of the Slovak Republic,
  - The data of the number of children provided with a child care allowance in the respective age structure, broken down by more developed and less developed regions, will be requested from the Ministry of Labour, Social Affairs and Family of the Slovak Republic, in collaboration with the Central Office of Labour, Social Affairs and Family of the Slovak Republic,
  - The data of the number of children can be determined from the number of child care allowances paid to the facilities by the District Offices of Labour, Social Affairs and Family of the Slovak Republic (46 offices) in accordance with the Act No. 561/2008 Coll. on the child care allowance, amending certain acts,
  - The data for 2014 will be collected.

#### Method of calculation of the target value

- The target value for 2023 will be based on the population projections in the Slovak Republic (for the relevant age structure)
- The number of children provided with child care services will be determined from the qualified estimate, taking into account the absorption capacity in the Regional Integral Territorial Strategy (RITS).

To provide the determination of the baseline indicators and the target value, the following steps will be taken until the proposed deadlines:

<b>Task</b>	<b>Responsible</b>	<b>Note</b>
<b>Data collection</b>	Ministry of Agriculture and Rural Development of the Slovak Republic	Continuously

	in collaboration with Ministry of Labour, Social Affairs and Family of the Slovak Republic/Office of Labour, Social Affairs and Family, Statistical Office of the Slovak Republic	
<b>Setting of baseline values of indicators</b>	Ministry of Agriculture and Rural Development of the Slovak Republic in collaboration with Ministry of Labour, Social Affairs and Family of the Slovak Republic/Office of Labour, Social Affairs and Family, Statistical Office of the Slovak Republic	December 2015
<b>Setting of target values of indicators</b>	Ministry of Agriculture and Rural Development of the Slovak Republic in collaboration with Ministry of Labour, Social Affairs and Family of the Slovak Republic/Office of Labour, Social Affairs and Family, Statistical Office of the Slovak Republic	December 2015

## 2. Determination of the baseline and target values of the result indicator at the NUTS III level

Deadline: December 2015

## 3. Method of selection of social care facilities for children aged 0 - 3 years (crèches) for support from the IROP

The process of selection of crèches will take place at the RITS Partnership Board, following the principle of selection of operations defined in the IROP and in the RITS.

## 4. Bodies/organisations responsible for the fulfilment of the Action Plan

organisation	address	Responsible heads	Contact data
Ministry of Agriculture and Rural Development of the Slovak Republic – IROP MA	Prievozská 2/B, 825 25 Bratislava 26	Ing. Ján Bruncko Director of Department	<a href="mailto:jan.bruncko@land.gov.sk">jan.bruncko@land.gov.sk</a>

## 5. Action Plan fulfilment schedule

The Action Plan will be fulfilled by 31 December 2015, i.e., by this deadline the baseline and target values of the result indicators will be quantified.

## 6. Revision of the strategic document

Following the defined values of the result indicator and the fulfilment of the Action Plan, the IROP MA will submit to the Commission a revised version of the OP.

**Action plan to quantify the baseline and target values for Specific Objective 2.1.2 result indicator "Number of other first-contact health professionals per contact point"**

ID	Indicator	Unit of measure	Category of region	Baseline value	Baseline year	Target value (2023)	Source of data	Monitoring interval
	Number of other first-contact health professionals per contact point	Other first-contact health professional	Less developed region				Health insurance companies, NHIC	Annually

In order to determine the baseline and target values for this indicator, the same mathematical model will be used as the one used for the indicator "Number of first-contact doctors per contact point". The mathematical model contains the following input parameters:

- Number of full time equivalents (FTEs) of other first-contact health professionals in individual self-governing regions (Bratislava self-governing region excluded);
- Number of contact points at which medical professionals work.

**1. Method of calculation of baseline value**

For each health profession, the number of health professionals per contact point will be calculated as a ratio of FTEs to the number of contact points. The total baseline value of the indicator will then be calculated as a weighted average - based on the ratio of individual other first-contact health professionals of the total number of all other first-contact health professionals.

**2. Method of calculation of target value**

Based on a Slovak Health Ministry analysis, subsequently consulted with all self-governing regions, and taking into consideration the natural concentration of first-contact doctors in micro-regions (towns, larger municipalities), the planned number of contact points at integrated health care centres (IHCC) was set at 134, which can be established across individual self-governing regions.

Using the analysis, the existing concentration of other first-contact health professionals will be quantified for the set 134 contact points and an increase in the number of other first-contact health professionals in each micro-region will be estimated.

The following procedure will be used to quantify the number (per contact point) of the remaining other first-contact health professionals outside the IHCCs:

- 1) Assuming that the average number of other first-contact health professionals per contact point will be at the level of the calculated baseline.

- 2) Assuming that each of other first-contact health professionals outside the IHCC will be working at a separate contact point (CP), i.e., the FTE/CP = 1.00

Based on Assumption No. 1, the final value of FTE per contact point for all other first-contact health professionals will be calculated on the basis of the weighted average – the share of the individual other first-contact health professionals of the total number of all other first-contact health professionals.

Based on Assumption No. 2, the final value of FTE per contact point for all other first-contact health professionals will be calculated on the basis of the weighted average – the share of the individual other first-contact health professionals of the total number of all other first-contact health professionals.

The resulting target value of the indicator will be determined as the simple average of both values obtained.

**3. In order to determine the baseline value and the target value, the following steps will be undertaken within the proposed deadlines:**

Task	Responsible entity	Note
Data collection	Ministry of Health of the SR (MoH SR), Institute for Health Policy (IHP) in cooperation with health insurance companies and National health information centre	In the course of 2015
Quantification of the baseline indicator value	MoH SR, IHP	December 2015
Quantification of the target indicator value	MoH SR, IHP	December 2015

**4. Bodies/organisations responsible for the fulfilment of the Action Plan**

Organisation	Address	Responsible manager	Contact details
MoH SR, IHP	Limbová 2, 837 52 Bratislava	Štefan Mesároš	stefan.mesaros@health.gov.sk

**5. Time Schedule for Performing the Action Plan**

The Action Plan will be accomplished until 31 December 2015, i.e., the baseline and target values of the result indicator will be quantified until the above deadline.

## 6. Strategic Document Revision

Based on the defined values of the result indicator and the fulfilment of the action plan, the Managing Authority for the IROP will submit a revised version of the OP to the EC.

### Action plan for the setting and fulfilment of result indicators for specific objective 2.2.2: “Improving the core competences of primary school pupils”

#### 1. Determining the baseline and target values of result indicators at the level of the IROP

ID	Indicator	Unit of measurement	Region category	Baseline value	Baseline year	Target value (2023)	Source of data	Monitoring frequency
R0098	Success in science	%	Less developed region				National Institute for Certified Educational Measurements	annually
R0098	Success in science	%	More developed region				National Institute for Certified Educational Measurements	annually

The method of calculating the baseline value

- Indicator will be expressed as average success rate of all students in science testing in one class of 2<sup>nd</sup> grade of primary schools (ISCED2),
- Average success rate is calculated as an arithmetic mean of all achieved results of tested students. The success of students means % of points for items correctly answered by students out of maximal number of points that could be achieved in the test,
- Success in science testing of students will be separately measured for Bratislava region and separately for less developed regions,
- The baseline value will be average success of all students involved in the science testing in selected class of 2<sup>nd</sup> grade of primary school in 2015. The testing will be carried out via electronic testing system (E-test) using computers at schools,
- The results will be assessed by relevant statistic software (SPSS, Xcalibre, etc.).

The method of calculating the target value

- The base for calculation of target value will cover year-to-year comparison of average success in science testing in selected class of 2<sup>nd</sup> grade of primary schools;
- Calculation of target value will have the same methodology for selection, administration and assessment of test using the same or similar software tools as used in defining baseline value.

To be able to compare other samples of pupils with an interval of several years, the test instruments will use an overlapping set of tasks (so-called anchor items), which will allow to compare the success rates of students from different packages.

When calculating the estimate of the target value, the following external factors influencing the outcome of testing will be taken into account:

- Social and economic situation of the pupils,
- Regional differences,
- Influence of unemployment rate in regions,
- Impact of the school on the upbringing of pupils and their education.

Assuming that all of the above factors will improve and will have a positive impact on pupils, we estimate that the target for 2023 will increase by 5 – 10%. To what extent this result will be influenced by the intervention of the IROP and to what extent it will be due to external factors will be evaluated during the period of implementation of the OP.

Connection of the results from testing with accessible economic and social indicators via Sectorial Information System of MESRS SR and other information systems (e.g. Central Office of Labour, Social Affairs and Family) will bring more precise information on level of measured indicators.

To ensure the setting of the baseline and target values, the following steps will be implemented at the proposed dates:

Task	Responsible	Note
<b>Electronic testing of selected primary school pupils – science</b>	NICEM	Carried out on a representative sample of students Implementation: May – June 2015
<b>Assessment of the electronic testing of selected primary school pupils – science</b>	NICEM	Evaluation: September 2015
<b>Setting the baseline values of the indicators</b>	NICEM, MA for IROP	October 2015
<b>Setting the target values of the indicators</b>	NICEM	Based on the test results, taking into account external contextual factors. December 2015

## **2. Determining the baseline and target values of the result indicator at the level of the NUTS III**

Deadline: October – December 2015

## **3. Method of selecting schools for testing**

A representative sample of schools and pupils will always be selected, reflecting the regional distribution of schools in Slovakia (8 regions), taking into account school size (large, small, medium schools), the seat of the school (urban, rural schools), the language of instruction (Slovak, Hungarian). Average number of participating students will be 300 annually.

#### 4. Method of selecting primary schools for support from the IROP

The process of selecting schools will take place at the level of the Partnership Council for the Regional Integrated Territorial Strategies (RITS) in compliance with the principle of selection of operations defined in the IROP and RITS.

#### 5. The authorities/organisations responsible for the implementation of the Action Plan

Organisation	Address	Responsible manager	Contact information
Ministry of Agriculture and Rural Development – MA for IROP	Prievozská 2/B, 825 25 Bratislava 26	Ing. Ján Bruncko Director of the Department	<a href="mailto:jan.bruncko@land.gov.sk">jan.bruncko@land.gov.sk</a>
National Institute for Certified Educational Measurements	Žehrianska 9, 851 07 Bratislava 5	PhDr. Romana Kanovská Director	<a href="mailto:riaditel@nucem.sk">riaditel@nucem.sk</a>

#### 6. Timetable for the implementation of the Action Plan

The Action Plan will be implemented until the deadline of 31 December 2015, i.e., the baseline and target values of result indicators will be established until the deadline.

The annual monitoring of the indicators will take place in November – December of each year during the annual monitoring of the implementation of a specific objective.

#### 7. Strategic document revision

Based on the defined values of the result indicator and the fulfilment of the action plan, the Managing Authority for the IROP will submit a revised version of the OP to the EC.

#### Action plan of identification of the baseline and target values of the result indicator “Total number of jobs in the cultural and creative industries”

##### 1. Determination of the baseline and target values of the result indicators at the IROP level

ID	Indicator	Unit of measure	Region category	Baseline value	Baseline year	Target value (2023)	Data source	Monitoring frequency
	Total number of jobs in the cultural and creative industries	Full-time equivalent	Less developed region		2014		ITMS	annually
	Total number of jobs in the cultural and creative industries	Full-time equivalent	More developed region		2014		ITMS	annually

“The IROP Managing Authority (MA) proposes pursuant to Article 19(2) of the General Regulation the description of measures to be implemented, the time schedule for their implementation and the responsible bodies (the "Action Plan") in relation to the need to identify the baseline and target values of a measurable indicator for the result “Total number of jobs in the cultural and creative industries”. The necessity of adoption of this Action Plan resulted from the fact that at the time of preparation of the OP there were not available necessary data for the identification of the baseline value and the determination of the target value of the relevant measurable indicator of the result.

## 2. Methodology

Based on the EuroStat survey: ESSnet Culture

## 3. Data sources

Representative survey of the creative industry, Statistical Office of the Slovak Republic, Social Insurance Agency of the Slovak Republic

## 4. Method of data collection

The collection will combine the data of the number of jobs in the cultural and creative industries (CCE) under NACE rev.2 and ISCO-8 codes from the Statistical Office of the Slovak Republic, the Social Insurance Agency of the Slovak Republic, as well as the results of the representative survey of the number of jobs in the CCE with the aim to minimise any deviation in the data sources.

## 5. Indicative schedule of the Action Plan:

No.	Deadline	Activity	Responsibility	Output document / step
1	October 2014	Introductory survey – evaluation methodology (ESSnet Culture)	Ministry of Culture of the Slovak Republic	Evaluation methodology
2	1.Q 2015	Request for data from the Social Insurance Agency of the Slovak Republic and the Statistical Office of the Slovak Republic	Ministry of Culture of the Slovak Republic	Selected databases
3	2.-4. Q 2015	Selection of an independent research agency and performance of the survey	IROP IBMA (Intermediate body in the responsibility of the Managing Authority)	Results of the representative survey
4	1.- 2. Q 2016	Data processing, final report,	IROP IBMA (Intermediate body in the responsibility of	determination of the baseline and target values of the

			the Managing Authority)	indicators
--	--	--	-------------------------	------------

## **DETERMINATION OF THE RESULT INDICATOR “Total number of jobs in the cultural and creative industries”**

It will consist of “Total number of jobs in the cultural and creative industries<sup>98</sup>” and “Total number of jobs in the creative professions<sup>99</sup>”.

### **“Total number of jobs in the cultural and creative industries”**

#### Method of calculation of the baseline value

Baseline value = average (total number according to Statistical Office + Social Insurance Agency + survey ) \* creative intensity<sup>100</sup>

#### Method of calculation of the target value:

Target value = baseline value + number of created jobs (output indicator ) \* 0.7 survival index of a firm)

The survival index of a firm is a qualified estimate: 70% of new created jobs will be maintained for 6/12 months from receiving a support.

### **Total number of jobs in creative professions”**

#### Method of calculation of the baseline value

Baseline value = average (total number according to Statistical Office + Social Insurance Agency + survey ) \* creative intensity<sup>101</sup>

#### Method of calculation of the target value:

Target value = baseline value + number of created jobs (output indicator ) \* 0.15 survival index of a profession

The survival index of a profession is a qualified estimate: 15% of creative professions will be transferred from the cultural and creative industries to other industries. (e.g., Designer in the automotive industry).

Additional estimated 15% will cease to work in the cultural and creative industries at all.

## **6. Revision of the strategic document**

Following the defined values of the result indicator and the fulfilment of the Action Plan, the IROP MA will submit to the Commission a revised version of the OP.

### **Action Plan for the setting and implementation of result indicators for the specific objective 5.1.1: "The increase in local employment by supporting entrepreneurship and innovations"**

#### **1. Determination of baseline and target values of performance indicators at the level of IROP**

ID	Indicator	Unit	Category of the region	Baseline value	Baseline Year	Target value (2023)	Source of data	Frequency of reporting
	The share of employment in micro and small enterprises up to 49 employees and self-employed persons in the total number of jobs in micro and small enterprises up to 49 employees and self-employed persons in the sectors not included in the support of the Rural Development Programme 2014-2020	%	Less developed region		2015		Statistical Office	Annually
	The share of employment in micro and small enterprises up to 49 employees and self-employed persons in the total number of jobs in micro and small enterprises up to 49 employees and self-employed persons in the sectors not included in the support of the Rural Development Programme 2014-2020	%	More developed region		2015		Statistical Office	Annually

The primary source of data will be the Statistical Office of the Slovak Republic. The target values will be based on the estimates set by the Statistical Office of the Slovak Republic. The indicator will be calculated separately at the regional level.

The following synergies and complementarity in support of employment were previously proposed within the implementation of the instrument CLLD in the conditions of the RDP 2014-2020 and IROP 2014-2020.

Eligible beneficiaries:

In connection with the support of entrepreneurship, which is relevant to both funds, the following entities are eligible:

For EAFRD (RDP) in relation to the areas:

- *In the context of investments in agricultural holdings - natural and legal persons engaged in primary agricultural production,*
- *On the processing of agricultural products, primary agricultural and / or food production - natural and legal persons engaged in the processing of primary agricultural products and / or food products,*
- *In the support of rural tourism and agrotourism - Micro and small enterprises (as defined in Commission Recommendation 2003/361/EC) in rural areas,*
- *In the context of investments in the creation and development of non-agricultural activities - natural and legal persons engaged in primary agricultural production, natural and legal persons (micro and small enterprises in rural areas within the meaning of Commission Recommendation 2003/361/EC) managing forests owned by:*
  - ♣ *Private owners and their associations;*

- ♣ *Municipalities and their associations;*
- ♣ *Church whose property may be under Slovak law deemed private in terms of its management and treatment,*  
*and natural and legal persons (micro and small enterprises in rural areas within the meaning of Commission Recommendation 2003/361/EC) engaged in the marketing of fish farming (aquaculture) on condition that minimum 30% of sales/income of beneficiary comes from their own agricultural, forestry or aquaculture activities,*
- *In the field of investment promotion to forest and processing technologies, to the mobilization of forest products and marketing of natural and legal persons (small and medium-sized enterprises within the meaning of Commission Recommendation 2003/36 /EC) managing forests owned by:*
  - ♣ *Private owners and their associations;*
  - ♣ *Municipalities and their associations;*
  - ♣ *Church whose property may be under Slovak law deemed private in terms of its management and treatment,*  
*and natural and legal persons (small and medium-sized enterprises within the meaning of Commission Recommendation 2003/361/EC) providing forestry services provided that such services are provided to the entities stated in the preceding paragraph.*

There are eligible beneficiaries of the ERDF resources (IROP) who are not covered by any of the above areas.

The statistical classification of economic activities of SK NACE will be taken into account in a more detailed specification and calculation of the indicator.

## **2. The institutions/organizations responsible for the implementation of the Action Plan**

The authority responsible for the fulfillment of the Action Plan is MARD SR, MA for IROP (Section for managing programs of regional development).

## **3. The schedule for the implementation of the Action Plan**

The action plan will be fulfilled until the deadline of 31 December 2015, i.e. the baseline and target values of performance indicators will be set until the set deadline.

Annual monitoring of indicators will take place in November-December of each year during the annual monitoring of the implementation of a specific objective.

## **4. Strategic document revision**

Following the defined values of result indicator and fulfillment of the Action Plan, MA for IROP will submit a revised version of the OP to EC.

**Action Plan for the setting and implementation of result indicator for the specific objective 6.2: "Providing publicity, information and support to beneficiaries in the implementation process."**

In accordance with Art. 19 paragraph 2 of the General Regulation, MA for IROP proposes a description of measures to be taken, the timetable of their implementation and competent authorities - an action plan in connection with the need for identifying the baseline and target values of measurable result indicator **"Degree of awareness of the possibilities of the OP"**. The need for the adoption of the Action Plan was due to the fact that at the time of preparation of the programme there were no available data that are required for identification of the baseline value and for the determining of the target value of the relevant measurable result indicator.

Data will be gathered in the form of a qualitative survey of public opinion on stratified representative sample of the Slovak population (from the age of 18 years). The baseline value of the indicator will then be determined on the basis of this survey.

The data for the calculation of the degree of awareness of support from IROP will be obtained separately for OPBR and ROP. Consequently, the level of awareness about support from IROP will be calculated as a weighted average rate of information identified for ROP and OPBR in the period 2007 - 2013.

The target value of the indicator as at 2023 will then be calculated on the basis of qualified (expert) estimate so that in addition to the reality (reachability) it reflects a sufficient level of ambition taking into account the measures planned to be taken within the OP in order to ensure broad awareness.

The methodology for the selection of sample, collection, processing and evaluation of data collected to be used for the needs of public opinion survey in identification of the baseline of the indicator will also be applied in identifying the target values in the public opinion survey, which will be implemented in 2023.

Indicative timetable for Action Plan:

No.	Deadline	Activity	Responsibility	Outcome document / step
1	By 15.02.2015	Creation of methodology for sampling, collection, processing and evaluation of data for 2014 or 2015, depending on the time of the survey of public opinion.	MA for IROP	Written methodology
2	By 31.08.2015	Implementation of the public opinion survey in 2014 or 2015 depending on the time of the survey of public opinion.	MA for IROP and supplier of service	Results of the survey
3	By 15.09.2015	Synthesis of the collected data obtained through the public opinion survey carried out with the identification of baseline value of	MA for IROP	Identified baseline value and determined

		indicator and the determination of indicator target value.		target value of the indicator
4	By 31.05.2016	Informing the European Commission through the annual report on the implementation of IROP for 2015 in accordance with Article 50 of the General Regulation.	MA for IROP	Annual report on the implementation of the OP ... for 2015

Strategic document revision

Following the defined values of result indicator and fulfillment of the Action Plan, MA for IROP will submit a revised version of the OP to EC.

## Annex No. 12.35

### Overview of complementarity and synergy of IROP with selected operational programmes

The below listed overview of operational programmes cofinanced from ESIF with presumed complementary or synergic impact with IROP activities incl. definition of dividing lines is structured according to fields of support and thematic objectives, or investment priorities.

#### 1. Field of support: Energy efficiency of buildings

<b>Thematic objective 4</b> <i>Supporting the shift towards a low-carbon economy in all sectors</i>		<b>Priority 5</b> <i>Promoting resource efficiency and supporting the shift towards a low carbon and climate resilient economy in agriculture, food and forestry sectors</i>
<b>Investment priority 4(c)</b> <i>Supporting energy efficiency, smart energy management and renewable energy use in public infrastructure, including in public buildings, and in the housing sector</i>		<b>Focus area 5B</b> <i>Increasing efficiency in energy use in agriculture and food processing</i> <b>Focus area 5C</b> <i>Facilitating the supply and use of renewable sources of energy, of by-products, wastes and residues and of other nonfood raw material, for the purposes of the bio- economy</i>
<b>Coordination mechanism:</b> With the purpose of a system and coordinated procedure, <b>the MA for IROP will be member of working group</b> composed of the representatives of MA and IB of all relevant operational programmes that will contribute to systematic planning and evaluation of low-carbon measures for all types of territories. This working group <b>is to be established</b> in the framework of <b>SO 4.4.1</b> (OP QE) <i>Reducing greenhouse gas emissions by systematic planning and evaluation of low-carbon measures for all types of territories, Activity F Enlarging monitoring of energy efficiency to use of renewable sources and other low-carbon measures.</i>		
<b>IROP</b> Dividing line at the level of activities and eligible applicants:  - Complex renovation of <b>residential housing</b> with an aim to increase their energy efficiency <b>in the housing sector. The part of measures will not be installations of RES in residential buildings.</b>	<b>OP QE</b> Dividing line at the level of activities and eligible applicants:  - Improvement of energy efficiency of <b>state and public administration buildings and buildings in the housing sector</b> through the installation of small equipment for RES. - <b>Installation of small equipment for the use of RES in residential buildings based on a submitted energy audit</b>	<b>RDP</b> Dividing line at the level of activities and eligible applicants:  - Improving energy efficiency and the use of RES <b>specifically for farmers and food producers and businessmen with at least 30% share of agriculture activities</b>

#### 2. Field of support: Water management

<b>Thematic objective 6</b> <i>Preserving and protecting the environment and promoting resource efficiency</i>			<b>Priority 6</b> <i>Promoting social inclusion, poverty reduction and economic development in rural areas</i>
<b>Investment priority 6(b)</b> <i>Investing in the water sector to meet the requirements of the Union's environmental acquis and to address needs, identified by the Member States, for investment that goes beyond those requirements</i>		<b>Investment priority 9(b)</b> <i>Providing support for physical, economic and social regeneration of deprived communities in urban and rural areas</i>	<b>Focus area 6B</b> <i>Fostering local development in rural areas</i>
		<b>Specific objective 5.1.1</b> <i>Increasing number of Roma households with access to improved housing life conditions</i>	
<b>IROP</b>	<b>OP QE</b>	<b>OP HR</b>	<b>RDP</b>
Dividing line at the level of activities:  - Reconstruction and building of public water supply networks (except for those supported by OP QE), including projects focused on enhancing the availability of underground water sources to supply drinking water to the population through the reconstruction, intensification or development of water sources  - Reconstruction of sewer network (municipalities over 1,000 inhabitants)  - Building of public sewage collection systems, and waste water treatment plants in agglomerations up to 2 000 PE (municipalities from 1000 to 2000 inhabitants except of those supported by OP QE).	Dividing line at the level of activities:  - Building of public water supply networks when the construction of public water supply systems is accompanied with construction of public sewer systems in accordance with the updated National Programme of the Slovak Republic for the implementation of the Council Directive 91/271/EEC - Intensification and modernization of surface water treatment plants for large-capacity sources - N/A - Building of public sewage collection systems, and waste water treatment plants - in agglomerations over 2000 inhabitants - in agglomerations over 2000 inhabitants incorporated into agglomerations over 2000 PE in accordance with National	Dividing line at the level of activities:  - Projects requiring less investments from the area of drinking water supply (e.g. digging water wells)  Activities are intended exclusively for municipalities with presence of MRC.  Elimination of duplicate financing will be ensured by checking at the level of implemented projects.	Dividing line at the level of activities:  - Completing public water supply systems, sewage collection systems, and waste water treatment plants (in agglomerations up to 1000 individuals incl.), with exception of municipalities eligible in the OP Quality of Environment).  The rule is that if a given project is carried out through Regional integrated territorial strategies in IROP; it will not be eligible in the framework of RDP.

	<p>programme for the implementation of the Council Directive 91/271/EEC and agglomerations over 2000 PE, which contribute to the water quality in protected aquaculturing areas</p> <ul style="list-style-type: none"> <li>- Building of waste water treatment plants in agglomerations up to 2000 PE in cases where sewer network is already built at least at 80% of given agglomeration.</li> </ul>		
		<p><b>Coordination mechanism:</b></p> <ul style="list-style-type: none"> <li>- At the level of preparation of relevant parts of Regional integrated territorial Strategies and approval of RITS in the positions of membership of the Ministry of Interior of the SR / Plenipotentiary Office of the SR Government for the Roma communities in the Partnership Council of RITS, or SUD,</li> <li>- Followed cooperation during preparation of call for proposals by Ministry of Interior of the SR / Plenipotentiary Office of the SR Government for the Roma communities with participation of MA IROP, in cooperation with the MA OP Human resources.</li> </ul>	

### 3. Field of support: Improving the environmental conditions

<b>Area of environmental aspects in cities and urban areas</b>	
<b>Thematic objective 6</b> <i>Preserving and protecting the environment and promoting resource efficiency</i>	
<b>Investment priority 6(e)</b>	<b>Investment priority 6(e)</b>

<p><b><i>Taking action to improve the urban environment, to revitalize cities, regenerate and decontaminate brownfield sites (including conversion areas), reduce air pollution and promote noise-reduction measures</i></b></p>	<p><b><i>Taking action to improve the urban environment, to revitalize cities, regenerate and decontaminate brownfield sites (including conversion areas), reduce air pollution and promote noise-reduction measures</i></b>  <b>Investment priority 6(d)</b>  <b><i>Protecting and restoring biodiversity and soil and promoting ecosystem services, including through Natura 2000, and green infrastructure</i></b></p>
<p><b>IROP</b></p> <ul style="list-style-type: none"> <li>- Building elements of green infrastructure in cities including water retention elements and introduction of adaptation measures in the urban areas of towns falling within city districts participated in SUD,</li> <li>- Regeneration of inner blocks of housing estates.</li> </ul> <p>Dividing line toward OP QE at the level of eligible territory: the eligible area for IROP is the territory for SUD measures</p> <p>Dividing line toward OP QE at the level of activities:</p> <ul style="list-style-type: none"> <li>- Planting or regeneration of green spaces in the area of air pollution sources and sources of excessive noise</li> <li>- Regeneration of inner blocks of housing estates</li> </ul>	<p><b>OP QE</b></p> <ul style="list-style-type: none"> <li>- Preservation and restoring biodiversity and ecosystems and their services through their revitalization, restoring and building green infrastructure,</li> <li>- Elaborating documents for territorial system of ecological stability at the regional level (RÚSES) with aim to establish initial base for regulation of proposal for building green infrastructure at lower levels</li> </ul> <p>Dividing line toward IROP is at the level of eligible territory: For OP QE the eligible area is the whole territory of the Slovak Republic, except for the territory for SUD measures</p> <p>Dividing line toward IROP at the level of activities:</p> <ul style="list-style-type: none"> <li>- Technological and technical measures aimed at reduction of pollutant emissions into air carried out on the air pollutant sources (in particular to ensure compliance with the EU Directives in the area of air protection)</li> </ul>

#### 4. Field of support: Transport infrastructure

<p><b>Thematic objective 7</b>  <b><i>Promoting sustainable transport and removing bottlenecks in key network infrastructures</i></b></p>	
<p><b>Investment priority 7(a)</b>  Supporting a multimodal Single European Transport Area by investing in the TEN-T</p>	
<p><b>IROP</b></p> <p>Mutual complementary and synergic effect:</p> <ul style="list-style-type: none"> <li>- One of the preconditions for investments into 2nd and 3rd class roads is their connection to TEN-T network</li> <li>- Synergy is mainly between future TEN-T corridors and prospective complementary investments in the corresponding 2nd and 3rd class roads</li> </ul>	<p><b>OP II</b></p> <p>Mutual complementary and synergic effect:</p> <ul style="list-style-type: none"> <li>- Construction of highways and expressways including feeders</li> <li>- Construction of intelligent transport systems and ecoducts</li> </ul>

<b>Coordination tool:</b> Strategic plan of development of transport infrastructure of the SR until 2020 Strategic plan of development and maintenance of transport at regional level	
<b>Coordination mechanism:</b> Participation of the MTC SR as a warrantor of transport policies and of the MA for OP II in Partnership Councils for RITS or for UMR	
<b>Investment priority 7(b)</b> Enhancing regional mobility by connecting secondary and tertiary nodes to TEN-T infrastructure, including multimodal nodes	
<b>IROP</b>	<b>OP II</b>
Dividing line at the level of activities: - Reconstruction and modernizing (or construction) of 2nd and 3rd class roads connected to the TEN-T network and major transport infrastructure, or in the context of interconnection of regional settlement centres and centres of economic importance	Dividing line at the level of activities: - Construction of highways and expressways including feeders, - Construction and modernization of 1st class roads, - Construction of intelligent transport systems and ecoducts
<b>Coordination tool:</b> Strategic plan of development of transport infrastructure of the SR until 2020 Strategic plan of development and maintenance of transport at regional level	
<b>Coordination mechanism:</b> Participation of MTC SR as a warrantor of transport policies and of the MA for OP II in Partnership Councils for RITS, or for SUD	

## 5. Field of support: Public passenger transport and cycling transport

<b>Thematic objective 7</b> <i>Promoting sustainable transport and removing bottlenecks in key network infrastructures</i>		<b>Priority 6</b> <i>Promoting social inclusion, poverty reduction and economic development in rural areas</i>
<b>Investment priority 7(c)</b> <i>Developing and improving environmentally-friendly (including low-noise) and low-carbon transport systems, including inland waterways and maritime transport, ports, multimodal links and airport infrastructure, in order to promote sustainable regional and local mobility</i>		<b>Focus area 6B</b> <i>Fostering local development in rural areas</i>
<b>IROP</b>	<b>OP II</b>	<b>RDP</b>
General dividing line with OP II is at the level of types of public passenger transport.  IROP: bus transport	General dividing line with OP II is at the level of types of public passenger transport.  OP II: rail transport	Dividing line toward IROP at the level of activities and eligibility of territory:

<p>Dividing line in the area of public passenger transport toward OP II at the level of activities:</p> <ul style="list-style-type: none"> <li>- The environmentalizing and addressing the needs of less mobile passengers of urban and regional bus transportation (by purchases of low-floor and low-emission buses, construction of the relevant supply infrastructure – e.g. gasoline filling stations),</li> <li>- Development of subsidiary infrastructure that requires less investment (transit terminals, apart from terminals at railroad stations, parking lots Park &amp; Ride (P+R), Kiss &amp; Ride (K+R) a Bike &amp; Ride (B+R), modernization of bus stops and terminals, preference of public passenger transport at junctions),</li> <li>- Support of integrated transport systems (projects that require less investment - software system solutions, hardware)</li> <li>- Development of bicycle transportation in cities by building and restoring cycling infrastructure and the supporting bicycle infrastructure.</li> </ul> <p>Dividing line toward RDP at the level of activities and eligibility of territory:</p> <ul style="list-style-type: none"> <li>- Building of parking lots and stops for purposes of integrated transport systems,</li> <li>- Building of bicycle infrastructure for purposes of supporting the non-motor transport.</li> </ul>	<p>Dividing line in the area of public passenger transport toward IROP at the level of activities:</p> <ul style="list-style-type: none"> <li>- Replacement of mobile fleets for <b>urban rail transportation</b>, i.e. purchases of trams and trolleybuses, reconstruction of tram lines in Bratislava and Košice, construction of trolleybus lines;</li> <li>- Construction and modernization of infrastructure for <b>integrated transport systems (projects requiring substantial investments)</b>;</li> <li>- Renewal of mobile fleets covering <b>the rail urban and passenger regional transport</b>;</li> <li>- Construction of transit <b>terminals</b> of PPT (projects requiring substantial investments),</li> <li>- Construction of <b>P+R parking lots</b> (projects requiring substantial investments) with connection to public rail transport.</li> </ul>	<ul style="list-style-type: none"> <li>- Building of parking lots and stops in municipalities up to 1,000 inhabitants, incl.,</li> <li>- Building of bicycle infrastructure in municipalities up to 1,000 inhabitants, incl.</li> </ul> <p>The rule is that if given project is to be carried out through Regional integrated territorial strategies in IROP, it will not be eligible in the framework of RDP.</p>
<p><b>Coordination tool:</b> Strategy for Development of Public Passenger and Non-Motorized Transport in SR until 2020 National strategy for development of cycling transport and cyclotourism in the Slovak Republic</p>		
<p><b>Coordination mechanism:</b> Participation of MTC SR as a warrantor of transport policies and MA for OP II in Partnership Councils for RITS or for SUD</p>		

## 6. Field of support: Creativity and creative industry

<p><b>Thematic objective 8</b> <i>Promoting sustainable and quality employment and supporting labour mobility</i></p>	<p><b>Thematic objective 3</b> <i>Enhancing the competitiveness of SMEs, of the agricultural sector (for the EAFRD) and of the fishery and aquaculture sector (for the EMFF)</i></p>
<p><b>Investment priority 8(b)</b></p>	

Supporting employment-friendly growth through the development of endogenous potential as part of a territorial strategy for specific areas, including the conversion of declining industrial regions and enhancement of accessibility to, and development of, specific natural and cultural resources	
<b>IROP</b>	<b>OP RaI</b>
<p>Dividing line at the level of thematic objectives, eligible sectors and activities:</p> <p>Investments in the cultural and creative sector (sectors: film, TV, video, radio and photography, visual arts, multimedial industry and animated production, publishing and book market, music and scenic art, craft industry of traditional, folk and urban culture, market with culture):</p> <ul style="list-style-type: none"> <li>- Beneficiaries will be natural persons non-entrepreneurs, natural persons entrepreneurs according to special law – freelance occupations, state and public administration, self-governments, non-profit organizations, civic associations</li> <li>- Building of specialised infrastructure (creative centres),</li> <li>- Providing consulting and financial support in the area of entrepreneurship development, incl. international cooperation,</li> <li>- Connection of actors in creative centres with public sector, promotion of activities carried out in creative centres at local and regional level (in addition to the national level),</li> <li>- Internationalization of supported target groups,</li> <li>- Access to tangible and intangible assets for micro and SMEs in the cultural and creative sector (such sectors as film, TV, video, radio and photography, visual arts, multimedia industry and animated production, publishing houses, literature and book market, music and stage art, the trades of traditional, folk and urban culture, art market, and if they are freelance occupations, also the sectors of advertising and marketing, architecture, design, fashion design and ICT (promoting other legal forms of such sectors through OP R&amp;I).</li> </ul>	<p>Dividing line at the level of thematic objectives, eligible sectors and activities:</p> <p>Investments in micro and SMEs in cultural and creative sector (sectors: advertisement and marketing architecture, design, fashion design and ICT) :</p> <ul style="list-style-type: none"> <li>- Specialised consulting in the area of creativity increase,</li> <li>- Promotion of cultural sectors at national level (market creation and increasing awareness of cultural and creative industries),</li> <li>- Promotion of creative sectors at regional level,</li> <li>- Support of creative activities, internationalisation of creative sectors,</li> <li>- Support for clusters development in the area of creative industry,</li> <li>- Inteconnection of actors in creative sectors with other sectors.</li> </ul>

**7. Field of support: Deinstitutionalization of the social care services, socio-legal protection of children and social guardianship and childcare services for children up to 3 years of age**

<b>Thematic objective 9</b> <i>Promoting social inclusion, combating poverty and any discrimination</i>	
<b>Investment priority 9(a)</b>	<b>Investment priority 9(i)</b>

<p><b><i>Investing in health and social infrastructure which contributes to national, regional and local development, reducing inequalities in terms of health status, promoting social inclusion through improved access to social, cultural and recreational services and the transition from institutional to community-based services</i></b></p>	<p><b><i>Active inclusion, including with a view to promoting equal opportunities and active participation, and improving employability</i></b></p>
<p><b>IROP</b></p> <p>Complementary support of process of deinstitutionalization and care services of children up to age of 3 years through activities:</p> <ul style="list-style-type: none"> <li>- Changes of physical environment (capital investments into buildings and technical and material equipment)</li> </ul> <p>Support of childcare facilities for children up to 3 years of age</p>	<p><b>OP HR</b></p> <p>Complementary support of process of deinstitutionalization and care services of children up to age of 3 years through systematic activities, in particular:</p> <ul style="list-style-type: none"> <li>- Development of selected social services and selected measures</li> <li>- Preparation and training of employees and expert staff providing social services and executing the measures of socio-legal protection of children and social guardianship, including natural family and alternative family environment</li> <li>- Development and re-training of key actors and their capacities</li> <li>- Preparing the clients - recipients of social services and persons for whom the measures of socio-legal protection of children and social guardianship are executed, in a facility, for conditions of independent community-based living</li> <li>- Preparation of the environment (community) for the adoption and integration of persons to whom social services are provided, and for the execution of measures of socio-legal protection of children and social guardianship in order to eliminate the "resistance syndrome"</li> <li>- Support for nurses in household, childcare provided by the employer (company playgrounds).</li> </ul> <p>For the development of services for children up to 3 years indicative allocation will contribute in the amount of 50 million Eur (less developed regions) and 16.5 million Eur (more developed region).</p>
<p><b>Coordination mechanism:</b> Working group for coordination of OP HR and IROP in the area of deinstitutionalization</p>	

## 8. Field of support: Ensuring access to quality health care

<p><b>Thematic objective 9</b></p> <p><b><i>Promoting social inclusion, combating poverty and any discrimination</i></b></p>	
<p><b>Investment priority 9(a)</b> <b><i>Investing in health and social infrastructure which contributes to national, regional and local development, reducing inequalities in terms of health status,</i></b></p>	<p><b>Investment priority 9(iv)</b> <b><i>Enhancing access to affordable, sustainable and high-quality services, including health care and social services of general interest</i></b> <b><i>Investment priority 9(ii)</i></b></p>

<p><i>promoting social inclusion through improved access to social, cultural and recreational services and the transition from institutional to community-based services</i></p>	<p><b>Socio-economic integration of marginalized communities such as the Roma</b></p> <p><b>Investment priority 10(iii)</b>  <i>Enhancing equal access to lifelong learning for all age groups in formal, non-formal and informal settings, upgrading the knowledge, skills and competences of the workforce, and promoting flexible learning pathways including through career guidance and validation of acquired competences</i></p>
<p><b>IROP</b></p>	<p><b>OP HR</b></p>
<p>Complementary support through activities:</p> <ul style="list-style-type: none"> <li>- Innovative modernization of healthcare infrastructure – development of integrated healthcare centres,</li> <li>- Modernisation of infrastructure of hospitals providing urgent healthcare</li> </ul>	<p>Complementary support through activities:</p> <ul style="list-style-type: none"> <li>- Support of developing and innovating clinical procedures and procedures for the prevention, which will be integrated into the national system for the provision of healthcare,</li> <li>- Support of systematic provision of services and assistance through the community workers in the field of health education in municipalities with the presence of separated and segregated MRC,</li> <li>- Provision of systematic education of healthcare workers.</li> </ul>
<p><b>Coordination mechanism:</b></p> <ul style="list-style-type: none"> <li>- Monitoring commission established within the Health Care Strategic Framework for 2014 – 2030</li> <li>- At the level of MA for OP HR and MA for IROP</li> </ul>	
<p><b>Thematic objective 2</b>  <b>Improving access to information and ICTs and improving their use and quality</b></p>	
<p><b>Investment priority 9(a)</b></p> <p><i>Investing in health and social infrastructure which contributes to national, regional and local development, reducing inequalities in terms of health status, promoting social inclusion through improved access to social, cultural and recreational services and the transition from institutional to community-based services</i></p>	<p><b>Investment Priority 2 (c)</b></p> <p><i>Strengthening ICT applications for e-government, e-learning, e-inclusion, e-culture and e-health</i></p>
<p><b>IROP</b></p>	<p><b>OP II</b></p>
<p>Complementary support through activities:</p>	<p>Complementary support through activities:</p> <ul style="list-style-type: none"> <li>- Creation of a concept for the creation and use of open data,</li> </ul>

<ul style="list-style-type: none"> <li>- Innovative modernization of healthcare infrastructure - building of integrated health care centers,</li> <li>- Modernization of infrastructure of hospitals providing acute health care</li> </ul>	<ul style="list-style-type: none"> <li>- Implementation of tools for creating open data</li> <li>- Introduction of tools to support ambient assisted living and telemedicine</li> </ul>
<b>Coordination mechanism:</b> <ul style="list-style-type: none"> <li>- Monitoring Committee within the Strategic framework of health care for the years 2014 - 2030</li> </ul>	

## 9. Field of support: Community-led local development

<b>Thematic objective 9</b> <i>Promoting social inclusion, combating poverty and any discrimination</i>	<b>Priority 6</b> <i>Promoting social inclusion, poverty reduction and economic development in rural areas</i>
<b>Investment priority 9(d)</b> Binding investments in the context of community- led local development strategies	<b>Focus area 6B</b> Fostering local development in rural areas (LEADER)
<b>Area of support focused on capacity building for community-led local development</b> <i>The SR will not use the financing of operating costs for LAG and costs for activation of CLLD strategies through lead fund. These costs will be financed from both funds (EAFRD – RDP and ERDF – IROP).</i>	
<b>IROP</b> <i>Dividing line at the level of activities and eligible territory:</i> <ul style="list-style-type: none"> <li>- Operating costs for running of LAG (except of LAG on the territory of Bratislava selfgoverning region)</li> </ul> Mutual complementary effect	<b>RDP</b> <i>Dividing line at the level of activities and eligible territory:</i> <ul style="list-style-type: none"> <li>- Preparatory support</li> <li>- Operating costs for running of LAG on the territory of Bratislava selfgoverning region</li> <li>- Cost for activation (animation) of LAG</li> </ul> Mutual complementary effect
<b>Coordination mechanism:</b> Cooperation at the level of MA for IROP and MA for RDP	

<b>Thematic objective 9</b> <i>Promoting social inclusion, combating poverty and any discrimination</i>	<b>Thematic objective 3</b> <i>Enhancing the competitiveness of SMEs, of the agricultural sector (for the EAFRD) and of the fishery and aquaculture sector (for the EMFF)</i>	<b>Priority 6</b> <i>Promoting social inclusion, poverty reduction and economic development in rural areas</i>	<b>Thematic objective 3</b> <i>Enhancing the competitiveness of SMEs, of the agricultural sector (for the EAFRD) and of the fishery and aquaculture sector (for the EMFF)</i>
--	--	---	--

<b>Investment priority 9(d)</b> Binding investments in the context of community- led local development strategies		<b>Focus area 6B</b> Fostering local development in rural areas (LEADER)	
<b>Area of support of entrepreneurship</b>			
<b>IROP</b>	<b>OV RaI</b>	<b>RDP</b>	<b>OP F</b>
Dividing line toward RDP at the level of applicants and eligible industries/segments: <ul style="list-style-type: none"> <li>- Support disregarding sector (self-employers, micro and small entrepreneurs) with focus on labour market in local context, will be focusing development and increase of sustainable working places, incl. areas of green technologies, except for investments supported by RDP</li> </ul> <p>Supported activities will be related to local strategies, whereby the maximum amount of public support for one project is 100 000 EUR from total eligible activities for one project.</p> <p>It is possible to carry out projects with regard to social inclusion, incl. MRC.</p>	Dividing line at the level of applicants and eligible industries/segments: <ul style="list-style-type: none"> <li>- Persons interested in starting a business and beginning entrepreneurs from all sectors,</li> <li>- Eligible are activities except of case followed from LAG decisions and bounded by carrying out of local strategies.</li> </ul> <p>In case of obtaining tangible property, the dividing line will be set by supporting 1 project only from one OP.</p>	Dividing line toward IROP at the level of applicants and eligible industries/segments: <ul style="list-style-type: none"> <li>- Support for entrepreneurs, small farmers, young farmers from agricultural and forestry sector,</li> <li>- Support for investments in primary agricultural industry, investments in handling, development and agricultural products placement on markets and investments into forestry technologies</li> </ul>	Dividing line at the level of applicants and eligible industries/segments: <ul style="list-style-type: none"> <li>- Entities in the field of aquaculture production and processing of fisheries products</li> </ul>

<b>Thematic objective 9</b> <i>Promoting social inclusion, combating poverty and any discrimination</i>		<b>Priority 6</b> <i>Promoting social inclusion, poverty reduction and economic development in rural areas</i>
<b>Investment priority 9(d)</b> <i>Binding investments in the context of community-led local development strategies</i>	<b>Investment priority 5.1</b> <i>Providing support for physical, economic and social regeneration of deprived communities in urban and rural areas</i> <b>Investment priority 5.2</b> <i>Providing support for social enterprises</i>	<b>Focus area 6B</b> <i>Fostering local development in rural areas (LEADER)</i>
<b>Area of support of municipalities development</b>		
<b>IROP</b>	<b>OP HR</b>	<b>RDP</b>
	<b>Specific objective 5.1.3: Improve access of MRC to social infrastructure</b> <b>Specific objective 5.2.1: Increasing level of employment in entities of social economy in the areas with presence of MRC</b>	
Dividing line at the level of activities:  Support of renovation and development of municipalities is eligible in the framework of both funds. At the level of CLLD strategy it will be defined from which OP and what activities will be carried out.  Eligible are activities within the range of Priority Axes 1, 2, 3, 4 and the maximum amount of public support for one project is 100 000 EUR from total eligible activities for one project.	Dividing line at the level of eligible areas and/or applicants:  Complementarity and synergy with OP HR between Priority axis Technical equipment in municipalities with presence of MRC (PA 5 SO 5.2.1 and 5.1.3) within OP HR and IROP (PA 5 SO 5.1.2 and 5.1.3) is ensured through different types of eligible areas or applicants.  At the level of CLLD strategy it will be defined from which OP and what activities will be carried out.	Dividing line at the level of activities:  Support of renovation and development of municipalities is eligible in the framework of both funds. At the level of CLLD strategy it will be defined from which OP and what activities will be carried out.
<b>Coordination mechanism:</b> Cooperation at the level of MA for IROP and MA for RDP		

**10. Field of support: Education at the level of pre-primary, primary and secondary vocational education and training**

<b>Thematic objective 10</b> <b>Investing in education, training, vocational training, as well as in skills and lifelong learning</b>			
<b>Investment priority 10(a)</b> <b>Investing in education, training, vocational training, skills and lifelong learning by developing education and training infrastructure</b>	<b>Investment priority 10(i)</b> <b>Reducing and preventing early school-leaving and promoting equal access to good quality early-childhood, primary and secondary education including formal, non-formal and informal learning pathways for reintegrating into education and training</b>	<b>Investment priority 9(b)</b> <b>Providing support for physical, economic and social regeneration of deprived communities in urban and rural areas</b>	<b>Investment priority 3(a)</b> <b>Promoting entrepreneurship, in particular by facilitating the exploitation of new ideas in economy and fostering the creation of new firms, including through business incubators</b>
<b>IROP</b>	<b>OP HR</b>	<b>OP HR</b>	<b>OP RaI</b>
		<b>Specific objective 5.1.2</b> <b>Improving access to quality education incl. education and care in early childhood</b>	<b>Specific objective 3.1.1</b> <b>Increase of new competitive businesses</b>
Dividing line at the level of activities and costs (complementary effect): <ul style="list-style-type: none"> <li>- Investments in infrastructure and material and technical equipment of pre-primary facilities (capital investments),</li> <li>- Investments in infrastructure of elementary schools by providing for technical premises, laboratories for natural sciences and languages (capital investments),</li> <li>- Investments in infrastructure of secondary vocational schools/ vocational training centres and material and technical equipment (capital investments).</li> </ul>	Dividing line at the level of activities and costs (complementary effect): <ul style="list-style-type: none"> <li>- Support for education of pedagogical and professional staff of pre-primary facilities (non-investment activities),</li> <li>- Creation, innovation and carrying out of educational programs to increase mathematical, natural scientific, financial and language skills, entrepreneurial knowledge and skills and economic thinking of students of primary schools,</li> <li>- Elaboration of quality standards of primary education,</li> <li>- Support of the vocational education, incl. elaboration, innovation and carrying out of education content,</li> </ul>	Activities are destined exclusively for kindergartens established by municipalities or higher territorial units in municipalities with presense of MRC. Activities of the Priority Axis 2 IROP – specific objective 2.2.1 <i>Increase of gross school readiness of children in kindergartens</i> are not limited. <p>Elimination of duplicate financing will be ensured by mutual checking at the level of projects carried out through working group constituted of representatives of the Plenipotentiary Office of the SR</p>	Dividing line at the level of target groups: <ul style="list-style-type: none"> <li>- Activity within OP RaI – Promoting the activities and development of business centres in Slovak regions – type one-stop-shop) in order to establish institutions for SMEs, as well as persons interested in business using the existing infrastructure – the fevelopment of business centres in the Slovak regions (NPC) is intended for all SMEs (provision of consulting, technical and financial support, incubation services). It is possible to extend part of services in these centres to incubators created through IROP,</li> </ul>

	<ul style="list-style-type: none"> <li>- Support for the introduction of dual education system and preparation, increase of participation of students in practical education directly on workplaces of employer, and system of partnership cooperation with employers.</li> </ul>	<p>Government for the Roma communities and MA for IROP.</p>	<ul style="list-style-type: none"> <li>- Activity within PA2 IROP, specific objective 2.2.3 Development of business incubators at the Centres of Vocational Education and Training is bound to the support of graduates of vocational schools during starting their business activities (target group – graduates of given centre and other vocational schools in the specialization/ sector corresponding with the given Centre of Vocational Education and Training).</li> </ul>
<p><b>Coordination mechanism:</b></p> <ul style="list-style-type: none"> <li>- Working group on coordination of OP HR and IROP in the field of education,</li> <li>- Membership of OP HR representative (IB/MA – Ministry of education, science, research and sport of the SR) in the Partnership Council of RITS or SUD. Regional needs defined in RITS in above mentioned areas of education will be consulted with the OP HR, so the information stream/connection between creators of education policy and regional needs will be ensured. In cooperation with the IB/MA OP HR the MA IROP will prepare selection criteria for project proposals selection.</li> </ul>		<p><b>Coordination mechanism:</b></p> <ul style="list-style-type: none"> <li>- At the level of preparation of relevant parts of Regional integrated territorial Strategies and approval of RITS in the positions of membership of the Ministry of Interior of the SR / Plenipotentiary Office of the SR Government for the Roma communities in the Partnership Council of RITS,</li> <li>- Followed cooperation during preparation of call for proposals by Ministry of Interior of the SR / Plenipotentiary Office of the SR Government for the Roma communities with participation of MA IROP, in cooperation with the MA OP Human resources.</li> </ul>	

## Annex No. 12.36

### Identification of applicable ex-ante conditionalities and evaluation of their fulfillment

Ex-ante conditionality	Priority axis	Ex-ante conditionality fulfilled (yes /no/)	Criteria	Criteria fulfilled (yes/no)	References	Explanation (where appropriate)
<p><b>6.1 Water sector:</b>  <b>The existence of</b>  <b>a) a water pricing policy which provides adequate incentives for users to use water resources efficiently and b) an adequate contribution of the different water uses to the recovery of the costs of water services at a rate determined in the approved river basin management plan for investment supported by the programmes.</b></p>	4	Partially	In sectors supported by the ERDF and the Cohesion Fund, a Member State has ensured a contribution of the different water uses to the recovery of the costs of water services by sector consistent with the first indent of Article 9(1) of Directive 2000/60/EC having regard, where appropriate, to the social, environmental and economic effects of the recovery as well as the geographic and climatic conditions of the region or regions concerned	Yes (partially fulfilled)	<p>Water Act: paragraph 78a of the Act No 364/2004 Coll. on water and on amendments to Act of the Slovak National Council No 372/1990 Coll. on offences as amended (Water Act) as amended  <a href="https://www.slov-lex.sk">https://www.slov-lex.sk</a></p> <p>Regulation of the Slovak Government No 755/2004 Coll. setting the amount of non-regulated payments, amount of fees and details related to payments for water use as amended by the Regulation of the Slovak Government No 367/2008 Coll. amending and supplementing the Regulation of the Slovak Government No 755/2004 Coll., setting out the amount of non-regulated payments, fees and details related to water tariffs  <a href="https://www.slov-lex.sk">https://www.slov-lex.sk</a></p> <p>Water Pricing Policy adopted by the Resolution No 17 of the Slovak Government of 12 January 2011  <a href="https://it.justice.gov.sk/Attachme nt/vlastn%C3%BD%20mater%C3%A1l doc.pdf?instEID=-1&amp;attEID=29620&amp;docEID=14448">https://it.justice.gov.sk/Attachme nt/vlastn%C3%BD%20mater%C3%A1l doc.pdf?instEID=-1&amp;attEID=29620&amp;docEID=14448</a></p>	<p>With reference to the Commission's Guidance on EAC a partially non-fulfilled element of the criterion within "the principle of costs recovery for water services" was identified.</p> <p>The principle of cost recovery for all water services is met except for the adequate contribution for water used for irrigation, which is currently being addressed within the proposed amendment of the Water Act, followed by the amendment to the Regulation of the Slovak Government No 755/2004 Coll.</p> <p>The proposed amendment to the Water Act is subject to the complete legislative process (consideration by the National Council - NC SR).</p> <p>The amended Water Act has a positive influence <u>on versatile water protection with the emphasis on ground waters</u> in protected water management areas. It is set to provide for an increased protection of water resources in the Slovak Republic and for setting principles for using the water with regard to its strategic importance for the state and for the public interest.</p> <p>The Regulatory Office for Network Industries (RONI) is responsible for the price regulation in the SR.</p> <p>The current price regulation in the field of water management is being carried out in line with the respective legislation in force (Act No 250/2012 Coll. on regulation in network industries and Decree No 195/2013 Coll.) The pricing takes into account eligible costs and a reasonable profit, new investments and their use for the production and supply of drinking water through the drinking public water supply and the discharge and treatment of waste water through the public sewage system, including social acceptance as one of the priorities of the regulation.</p> <p>One of the objectives of the approved regulatory policy for the water industry for the period 2012-2016 is the creation of legislative environment for the application of two-component prices (fixed and variable component) based on a thorough and objective analysis for its justified application, taking into</p>

				<p><a href="http://www.urso.gov.sk/?q=content/%C3%BArad-regula%C4%8Dn%C3%A1-rada-regula%C4%8Dn%C3%A1-politika">3&amp;matEID=3384&amp;langEID=1&amp;tSt&amp;mp=20101129113946687</a></p> <p>Regulatory policy for the regulatory period 2012–2016  <a href="http://www.urso.gov.sk/?q=content/%C3%BArad-regula%C4%8Dn%C3%A1-rada-regula%C4%8Dn%C3%A1-politika">http://www.urso.gov.sk/?q=content/%C3%BArad-regula%C4%8Dn%C3%A1-rada-regula%C4%8Dn%C3%A1-politika</a></p> <p>Water Plan of the SR, chapter 7,  <a href="http://www.vuvh.sk/rsv2/index.php?option=com_content&amp;view=article&amp;id=67&amp;Itemid=87&amp;lang=sk">http://www.vuvh.sk/rsv2/index.php?option=com_content&amp;view=article&amp;id=67&amp;Itemid=87&amp;lang=sk</a></p> <p>Analysis of achievements in implementing the Programme of measures included in the Water Plan of the SR, chap. 5 “Water services pricing policy”  <a href="http://www.vuvh.sk/rsv2/download/02_Dokumenty/Sprava2012.pdf">http://www.vuvh.sk/rsv2/download/02_Dokumenty/Sprava2012.pdf</a></p>	<p>account socio-economic impacts, that are currently subject of special attention paid by RONI.</p> <p>Calculation of prices in the SR includes all eligible costs related to the respective water service (including costs related to the repair, maintenance and renewal of assets). In prices for drinking public water supply and discharge and treatment of waste waters through the public sewage system any cross-subsidisation was removed by 2007 (i.e. between drinking water and wastewater, or between the population and industry).</p> <p>As for the point and diffuse sources; point sources of pollution are already addressed through fees for discharge of treated wastewater. Options for cost recovery for diffuse pollution sources from agriculture are subject to analysis and will be coordinated with other member states.</p>
		<p>The adoption of a river basin management plan for the river basin district consistent with Article 13 of Directive 2000/60/EC</p>	<p>No (partially fulfilled)</p>	<p>The Water Plan of the SR, chapters 5, 6 and 7,  <a href="http://www.vuvh.sk/rsv2/index.php?option=com_content&amp;view=article&amp;id=67&amp;Itemid=87&amp;lang=sk">http://www.vuvh.sk/rsv2/index.php?option=com_content&amp;view=article&amp;id=67&amp;Itemid=87&amp;lang=sk</a></p> <p>The Water Plan of the SR includes two river basins management plans:</p> <p>a) Management plan of the national administrative territory of the Danube river basin district (DRBD) integrating management</p>	<p>The European Commission made comments on the first Water Plan of the SR containing the management plans of the national administrative territory of the Danube river basin district, as well as the Vistula river basin district. The SR takes these comments into consideration while preparing a new Water Plan of the SR (WPS) as well as the river basin management plans. The monitoring of waters was amended, completed and is carried out as follows, in accordance with the WFD requirements:</p> <p>In relation to the characterization of river basin districts, reference conditions (values) were set for all relevant biological quality elements (BQE) and for all natural water bodies in the period 2009-2012.</p> <p>All the relevant BQE including fish were included in the Water monitoring programme (2009-2012) for all natural water bodies. In this period, all the priority substances (41) were monitored in rivers, as well as in rivers with</p>

				<p>plans of the sub-basins of this district, and</p> <p>b) Management plan of the national administrative territory of Visla (Vistula) river basin district (VRBD).</p> <p>Regulation of the Slovak Government No 279/2011 Coll. declaring the obligatory part of the Water Plan of the SR containing the programme of measures to meet the environmental objectives  <a href="https://www.slov-lex.sk">https://www.slov-lex.sk</a>          Analysis of achievements in implementing the Programme of measures included in the Water Plan of the SR, chap. 5 "Water services pricing policy"  <a href="http://www.vuvh.sk/rsv2/download/02_Dokumenty/Sprava2012.pdf">http://www.vuvh.sk/rsv2/download/02_Dokumenty/Sprava2012.pdf</a></p>	<p>modified category (reservoirs, HMWB, AWB). Regular sediment monitoring to follow trends has been established since 2012. The monitoring in biota (in fish) for three selected substances (mercury, hexachlorobenzene and hexachlorobutadiene) started in 2011. In 2009-2012, hydromorphological quality elements were included into the evaluation of ecological status.</p> <p>Water monitoring programme (2010, 2011, 2012) included monitoring of selected BQE in order to derive (verify and update) classification schemes to evaluate ecological potential in surface water bodies defined as HMWB and AWB. With regard to the updated classification schemes for evaluation of ecological potential, sampling methods, as well as suitability of communities and metrics to indicate modifications in the defined HMWB and AWB were tested.</p> <p>As the Slovak Republic does not have natural lakes according to WFD criteria, Slovakia did not participate in inter-calibration comparison of lakes at the EU level – irrelevant for SR.</p> <p>Derived national classification schemes for natural water bodies were subject to inter-calibration comparison at the EU level (2009-2012) for all the relevant BQE.</p> <p>Inter-calibration of evaluation methods for ecological potential of water bodies defined as HMWB and AWB at the EU level was not realized in 2009-2012. The exceptions in relation to hydromorphological measures were applied due to technical non-feasibility regarding the date of realisation of proposed measures (by 22 December 2012) and for economic reasons – financial resources for realisation of necessary measures in the first planning cycle were not provided. Implementation of measures proposed for elimination of hydromorphological modifications (ensuring the continuity of watercourses) includes changes or modifications to existing or newly planned constructions (e.g. construction of 'bio corridors'), which requires the necessary documentation or even property settlements in case of new constructions. In terms of time, meeting the deadline - 22 December 2012 was not feasible. Hydromorphological measures are proposed among the main activities within the upcoming OP QE 2014-2020.</p> <p>All the required information will be included in the second cycle of preparation of river basins management plans.          Its implementation is being carried out in line with the WFD requirements. The SR prepared the Action Plan for the fulfilment of EAC in line with the timetable</p>
--	--	--	--	--	--

						for the second cycle of river basins management plans preparation, accessible at: <a href="http://www.vuvh.sk/download/RSV/11_Harmonogram/VC_harmonogram2012_fin.pdf">http://www.vuvh.sk/download/RSV/11_Harmonogram/VC_harmonogram2012_fin.pdf</a> <i>The evaluation of ecological state/potential and chemical state of the surface water bodies and The evaluation of quantitative state and chemical state of the groundwater bodies were completed in August 2014.</i>
9.1. Existence and implementation of a national strategic policy framework for reduction of poverty aimed at the active inclusion of persons excluded from the labour market in the light of the employment policy guidelines.	2	Partially	The national strategic policy framework for reduction of poverty aimed at active inclusion is in place, which contains measures for transition from institutional to community-based care depending on the determined needs.	Yes	<a href="http://www.employment.gov.sk/files/legislativa/dokumenty-zoznamy-pod/strategia-deinstitucionalizacie-systemu-socialnych-sluzieb-nahradnej-starostlivosti-1.pdf">http://www.employment.gov.sk/files/legislativa/dokumenty-zoznamy-pod/strategia-deinstitucionalizacie-systemu-socialnych-sluzieb-nahradnej-starostlivosti-1.pdf</a>  <a href="http://www.upsvar.sk/buxus/docs//SSVaR/OVOZ/Koncepcia.pdf">http://www.upsvar.sk/buxus/docs//SSVaR/OVOZ/Koncepcia.pdf</a>	The National Framework Strategy will be in line with, and will also be based on, the already implemented "Strategy of de-institutionalization of social services and foster care system in the Slovak Republic", as well as the "National action plan for a transition from institutional to community-based care in the system of social services for 2012 - 2015" and the "Concept for ensuring the application of court decisions in children's homes for the years 2012–2015 with an outlook until 2020 - Foster care transformation and de-institutionalisation plan". Based on the strategy of de-institutionalisation in the national framework strategy under preparation, the following indicators will be proposed in the transition from institutional to community-based care: - Increase the percentage share of beneficiaries of social services (children with disabilities, people with disabilities, citizens in social distress, seniors) who are provided with social services within the community and in their homes, -Increase the percentage share of social services provided by means of outpatient and outreach forms at the community level, - Increase the share of children's homes established as a children's home to children's homes established as a children's centre. The capacity of the supported facilities within foster care can be max. 10 places per housing unit, with a maximum of one housing unit within one facility (family house, flat). - Reduce the number of cases/clients per employee of the department for social and legal protection of children and social guardianship.
9.3. Health: The existence of a national or regional strategic policy framework for health within the limits of Article 168 TFEU ensuring economic sustainability.	2	Partially	A national or regional strategic policy framework for health is in place that contains coordinated measures to improve access to health services,	Yes	Constitution of the Slovak Republic (Article 40) <a href="http://www.nrsr.sk/web/default.aspx?SectionId=124">http://www.nrsr.sk/web/default.aspx?SectionId=124</a> Act No. 576/2004 Coll. on health care and services connected with the provision of health care, amending certain acts Act No. 576/2004 Coll. on the scope of health care reimbursed from public health insurance and on reimbursements for services connected with the provision of health care	Legislative definition of the provision of health care in the Slovak Republic.  All the above-mentioned acts are published in the Uniform Automated Legal Information System (Jednotný automatizovaný systém právnych informácií - <a href="https://www.slov-lex.sk">https://www.slov-lex.sk</a>

				<p>Act No. 578/2004 Coll. on health care providers, health professionals and professional health care organisations, amending certain acts</p> <p>Act No. 579/2004 Coll. on emergency health care services, amending certain acts</p> <p>Act No. 580/2004 Coll. on health insurance, amending Act No. 95/2002 Coll. on Insurance, amending certain acts</p> <p>Act No. 581/2004 Coll. on health insurance companies, supervision over health care, amending certain acts</p> <p>Strategic framework of health care for 2013 – 2030</p> <p><a href="http://www.health.gov.sk/?strategia-v-zdravotnictve">http://www.health.gov.sk/?strategia-v-zdravotnictve</a></p>	
		Includes coordinated measures to improve the access to health care services,	yes	<p><i>Implementation strategy – system of integrated provision of health care</i></p> <p><a href="http://www.health.gov.sk/?strategia-v-zdravotnictve">http://www.health.gov.sk/?strategia-v-zdravotnictve</a></p>	Improvement of the access to high-quality services in primary and safe and high-quality acute hospital health care.
				<p><i>Implementation strategy for the development and implementation of standardized clinical and preventive procedures</i></p> <p><a href="http://www.health.gov.sk/?strategia-v-zdravotnictve">http://www.health.gov.sk/?strategia-v-zdravotnictve</a></p>	The standardisation of procedures will contribute to the assurance of access to equal quality health care in any region of the Slovak Republic.
				<p><i>Regulation of outpatient health care charges</i></p> <p><a href="http://www.health.gov.sk/Clanok?pravidla-vyberania-poplatkov-sa-zmenia">http://www.health.gov.sk/Clanok?pravidla-vyberania-poplatkov-sa-zmenia</a></p>	The amendment to the Act No. 577/2004 Coll. on the scope of health care, submitted for consultation between government ministries on 8 September 2014. The intention of the amendment is to define clear rules for collection of charges and surcharges by health care providers and thus to improve the financial availability of health care and to protect the patient.
				<p><i>Residential programme</i></p> <p><a href="http://www.health.gov.sk/?rezidentni">http://www.health.gov.sk/?rezidentni</a></p>	Provision of availability of (a sufficient number of) qualified general physicians for children and adolescents and general practitioners for adults in all regions of the Slovak Republic.

					<i>Implementation strategy in public health</i>	The implementation strategy was submitted to the Managing Committee for assessment. It contains a comprehensive change of the regional public health management, which should directly result in substantial improvement of availability of public health services and integration with health care services.
					<i>Act No. 579/2004 Coll. on emergency health care services, amending certain acts</i> <a href="https://www.slov-lex.sk">https://www.slov-lex.sk</a>	Ensuring the access of patients to health care, as well as to health professionals, by setting a time limit for departure of the emergency medical service from receiving an instruction from the coordination or operation health care centre.
					Decree of the Ministry of Health of the Slovak Republic of 11 March 2009 No. 10548/2009-OL, laying down detailed provisions about emergency medical services <a href="http://www.health.gov.sk/?vestni-ky-mz-sr">http://www.health.gov.sk/?vestni-ky-mz-sr</a>	The Decree lays down the basic space, material, equipment and staff requirements of emergency medical services, which ensures the access of Slovak citizens to health care of equal quality.
					Decree of the Ministry of Health of the Slovak Republic of 11 March 2009 No. 10552/2009-OL, laying down the locations of emergency medical service stations <a href="http://www.health.gov.sk/?vestni-ky-mz-sr">http://www.health.gov.sk/?vestni-ky-mz-sr</a>	The Decree lays down the locations of emergency medical service stations for the purpose of territorial coverage of the Slovak Republic and ensuring the access of all Slovak citizens to health care.
					<i>Act No. 363/2011 Coll. on the scope and conditions of reimbursement for medical products, medical devices and dietetic food from public health insurance, amending certain acts</i> <a href="https://www.slov-lex.sk">https://www.slov-lex.sk</a>	Ensuring the financial availability of health care for the most vulnerable groups of population - retired people and people with disabilities - by defining the ceiling for patient's monthly expenditures for payment of medical products - patient's co-financing.
					<i>Act No. 362/2011 Coll. on medical products and medical devices, amending certain acts</i> <a href="https://www.slov-lex.sk">https://www.slov-lex.sk</a>	Ensuring the financial availability of health care. The Act lays down the duty of the person issuing a medical product reimbursed or partially reimbursed from public health insurance to inform the patient of a possibility of choosing an alternative medical product (which is without payment or with a lower payment by the patient) and of the amount of the patient's payment.
			Measures to support efficiency in the health sector, through deployment of service delivery models and infrastructure,	yes	<i>Implementation strategy – system of integrated provision of health care</i> <a href="http://www.health.gov.sk/?strategia-v-zdravotnictve">http://www.health.gov.sk/?strategia-v-zdravotnictve</a>	A new model of the network of integrated health care centres and reduction and improved effectiveness of inpatient health facilities providing acute health care.

				<p><i>Implementation strategy for the development and implementation of standardized clinical and preventive procedures</i>  <a href="http://www.health.gov.sk/?strategia-v-zdravotnictve">http://www.health.gov.sk/?strategia-v-zdravotnictve</a></p>	<p>Clinical procedures - more effective patient management by supporting competences and services in primary outpatient health care.  Preventive procedures – effective medical prevention and early diagnostics and treatment of diseases at their early stages (cheaper treatment) will enable the savings of cost of subsequent health care</p>
				<p><i>Internal project of the Ministry of Health of the Slovak Republic aimed at stabilising the financial situation of hospitals falling under the authority of the Ministry of Health of the Slovak Republic.</i>  <a href="http://www.rokovania.sk/Rokovanie.aspx/BodRokovaniaDetail?idMaterial=23502">http://www.rokovania.sk/Rokovanie.aspx/BodRokovaniaDetail?idMaterial=23502</a></p>	<p>The objective of the project is to reduce loss and indebtedness of hospitals and to increase their performance and effectiveness. The project implements measures in the area of financial management and operation of hospitals falling under the authority of the Ministry of Health of the Slovak Republic. The achieved results are reported annually through the Information about the indebtedness development within the Ministry of Health for a preceding calendar year, which is submitted at the Slovak Government meetings.</p>
				<p><i>Project of implementation of the DRG system as a hospital payment mechanism.</i>  <a href="http://www.udzs-sk.sk/drg-klasifikacny-system/drg-dokumenty.html?page_id=1127">http://www.udzs-sk.sk/drg-klasifikacny-system/drg-dokumenty.html?page_id=1127</a></p>	<p>The implementation of the DRG system will bring essential changes in the financing of hospital health care. Its key advantages are transparency, objectivity and fairness. It is a tool for measuring and comparing the performance of hospitals. It creates the conditions for assurance of effectiveness. The expected contribution for the whole health sector is fairer allocation of financial sources from public health insurance based on the performance of individual hospitals, taking into account the clinical complexity of patients.</p>
				<p><i>Project of construction of a new university hospital in Bratislava</i></p>	<p>Improvement of productivity and effectiveness of provision of acute hospital health care in the Bratislava Region.</p>
				<p><a href="http://www.health.gov.sk/?BioMedPark">http://www.health.gov.sk/?BioMedPark</a></p>	<p>On 3 July 2013, the Government of the Slovak Republic adopted the "Information on the state of investments in acute bed health care in Slovakia and the intention of construction of a new hospital in Bratislava".</p>
				<p><a href="http://www.health.gov.sk/Clanok?projekt-vystavby-novej-nemocnice-pokracuje">http://www.health.gov.sk/Clanok?projekt-vystavby-novej-nemocnice-pokracuje</a></p>	<p>After preparing and adopting the feasibility study, in August 2014 the Ministry of Health of the Slovak Republic published so-called teaser, i.e. the basic description of how the new hospital should look like, what are the partners' expectations, and the indicative schedule of public procurement. Thus, a space for discussion and dialogue with potential contractors was created.</p>
				<p><a href="http://www.health.gov.sk/Clanok?prve-stretnutia-vystavba-nemocnice-ba">http://www.health.gov.sk/Clanok?prve-stretnutia-vystavba-nemocnice-ba</a></p>	<p>Information on informal meetings with possible candidates for execution of the project</p>

					<p><i>Implementation strategy in the reduction of consumption of medicines and increase of efficiency of pharmacotherapy</i></p>	<p>The implementation strategy was submitted to the Managing Committee for assessment. The implementation of the strategy is to achieve gradual reduction of the overall consumption of medicines by patients, which will contribute to the overall effectiveness of the Slovak health sector, as well as to the improved quality of the patients' lives.</p>
					<p><i>National Cardiovascular Disease Prevention Programme</i>  <a href="http://www.rokovania.sk/Rokovanie.aspx/BodRokovaniaDetail?idMaterial=17761">http://www.rokovania.sk/Rokovanie.aspx/BodRokovaniaDetail?idMaterial=17761</a></p>	<p>The National Cardiovascular Disease Prevention Programme for Adults, Children and Adolescents was adopted by the Government of the Slovak Republic. Intensive, effective and long-term health awareness raising will increase the population's willingness to take care of their health even when they are healthy. Early and high-quality prevention will enable substantial savings of cost of subsequent health care.</p>
			Monitoring and inspection system.	No	<p><i>Action plan for preparation of sub-strategies/tools for changes</i></p>	<p>The action plan for the preparation of sub-strategies/tools for changes (under Section 1, Chapter 6 of the Strategic Framework), which was approved by the Health Minister's board on 11 February 2014 and updated on 30 June 2014, is a key instrument for the monitoring, coordination and control of individual measures under the strategic framework.</p>
			A Member State or a region adopted a framework describing available budget resources and cost efficient concentration of resources for priority needs for the health care.	No	<p><a href="http://www.health.gov.sk/?strategia-v-zdravotnictve">http://www.health.gov.sk/?strategia-v-zdravotnictve</a></p>	<p>The available financing sources are described in the Strategic Framework. A detailed budget is a part of each published implementation sub-strategy.</p>
<p><b>1. Anti-discrimination</b>  <b>The existence of administrative capacity for the implementation and application of Union anti-discrimination law and policy in the field of the ESI Funds.</b></p>	All	No	<p>Arrangements in accordance with the institutional and legal framework of Member States for the involvement of bodies responsible for the promotion of equal treatment of all persons throughout the preparation and implementation of programmes, including the provision of advice on equality in ESI fund-related activities.</p>	No	<p>Act No 575/2001 Coll. on the organisation of government activities and the organisation of central government as amended  <a href="http://www.epi.sk/Main/Default.aspx?Template=~%2FMain%2FArticles.ascx&amp;LngID=0&amp;zsrLinkId=4654186&amp;phContent=~%2FZzSR%2FShowRule.ascx&amp;RuleId=14927&amp;pa=13597">http://www.epi.sk/Main/Default.aspx?Template=~%2FMain%2FArticles.ascx&amp;LngID=0&amp;zsrLinkId=4654186&amp;phContent=~%2FZzSR%2FShowRule.ascx&amp;RuleId=14927&amp;pa=13597</a></p> <p>Anti-discrimination Act (Act No 365/2004 Coll. on equal treatment in certain areas and protection against discrimination and on amendment of certain laws as amended)  <a href="http://www.gender.gov.sk/?page_id=72">http://www.gender.gov.sk/?page_id=72</a></p>	<p>In compliance with Act No 575/2001 Coll. on the organisation of government activities and the organisation of central government as amended, the responsibility for coordination of the national policy on equal opportunities lies with the MLSAF SR. Therefore, under the PA SR for the years 2014 - 2020, the MLSAF SR should also be responsible for coordination of the horizontal principle anti-discrimination. The Department of Gender Equality and Equal Opportunities (DGEEO) is the executive body for the implementation of programmes, while the provision of advice is the responsibility of the Slovak National Centre for Human Rights (SNCHR). In compliance with Act No 365/2004 Coll. on equal treatment in certain areas and protection against discrimination and on amendment of certain laws as amended (Anti-discrimination Act), this function is performed by the SNCHR. The centre's role is to operate comprehensively in the field of human rights and fundamental freedoms. The activities of the SNCHR focus on the following areas: monitoring and evaluation of the observance of human rights and compliance with the principle of equal treatment pursuant to the Anti-Discrimination Act, research and surveys to provide information on human rights and fundamental freedoms, including the rights of the child, provision of legal assistance to victims of discrimination and intolerance. Measures are currently being drafted to make the centre more effective.</p>

						<p>The existence of a plan to consult with and involve bodies in charge of anti-discrimination and specific steps taken to facilitate active involvement of the national equality body.</p> <p>The civil society will be <b>represented by partners engaged in</b> the areas of gender equality, anti-discrimination and persons with disabilities through their representative organisations, such as the National Council of Persons with Disabilities in Slovakia, civic associations Myslím–centrum kultúry Nepočujúcich, o. z. [I Think - a Culture Centre for the Deaf], Otvorme dvere, otvorme srdcia [Let's Open our Doors, Open our Hearts], Život s autizmom-LTK [Life with Autism - LTK], the Organisation of Muscular Dystrophy Patients in Slovakia, Slovak Red Cross, the Association to Help People with Mental Disabilities in Slovakia.</p> <p>A list and directory of further cooperating non-governmental organisations in Slovakia dedicated to women's rights and gender equality is available on the department's website at: <a href="http://www.gender.gov.sk/?page_id=347">http://www.gender.gov.sk/?page_id=347</a></p>
			Arrangements for training for staff of the authorities involved in the management and control of the ESI Funds in the fields of Union anti-discrimination law and policy.	No		
<p><b>2. Gender equality</b>  <b>The existence of administrative capacity for the implementation and application of Union gender equality law and policy in the field of the ESI Funds.</b></p>	All	No	Arrangements in accordance with the institutional and legal framework of Member States for the involvement of bodies responsible for gender equality throughout the preparation and implementation of programmes, including the provision of advice on gender equality in ESI Fund-related activities.	No	<p>A list and directory of cooperating non-governmental organisations in Slovakia dedicated to women's rights and gender equality <a href="http://www.gender.gov.sk/?page_id=347">http://www.gender.gov.sk/?page_id=347</a></p>	<p>In compliance with Act No 575/2001 on the organisation of government activities and the organisation of central government as amended, the responsibility for coordination of the national policy on gender equality lies with the MLSAF SR. Therefore, under the draft PA SR, the MLSAF SR, which formulates and implements national policy on gender equality and equal opportunities and coordinates the national system for gender equality and equal opportunities, should also be responsible for coordination of the horizontal principle gender quality; its activities in this area build on international documents binding on Slovakia and involve cooperation with the Gender Equality Committee of the Government Council for Human Rights, National Minorities and Gender Equality</p> <p>The civil society will be represented by partners engaged in the areas of gender equality, anti-discrimination and persons with disabilities through their representative organisations, such as the National Council of Persons with Disabilities in Slovakia, civic associations Myslím–centrum kultúry Nepočujúcich, o. z. [I Think - a Culture Centre for the Deaf], Otvorme dvere, otvorme srdcia [Let's Open our Doors, Open our Hearts], Život s autizmom-LTK [Life with Autism - LTK], the Organisation of Muscular Dystrophy Patients in Slovakia, Slovak Red Cross, the Association to Help People with Mental Disabilities in Slovakia.</p> <p>The Gender Equality Committee is a permanent expert body of the Government Council for Human Rights, National Minorities and Gender</p>

						<p>Equality (hereinafter referred to as the "Council") on issues related to gender equality and for the implementation of the Convention on the Elimination of All Forms of Discrimination against Women, other international treaties imposing an obligation to eliminate discrimination on the grounds of sex and gender and EU legislation in this area. The Committee acts as a consultative body on matters of gender equality in compliance with the Slovak Constitution and comprises representatives of the government, professional institutions and the third sector.</p> <p>The National Gender Equality Strategy for 2009 - 2013 is available on the website of the Department of Gender Equality and Equal Opportunities. The new National Gender Equality Strategy for 2014 - 2020 is being drafted on the basis of an evaluation of the existing National Gender Equality Strategy for 2009 - 2013. The new strategy will become relevant in November 2014. The deadline is postponed to November 2014.</p>
			Arrangements for training for staff of the authorities involved in the management and control of the ESI Funds in the fields of Union gender equality law and policy as well as on gender mainstreaming.	No		
<p><b>3.Disability</b> The existence of administrative capacity for the implementation and application of the United Nations Convention on the rights of persons with disabilities (UNCRPD) in the field of the ESI Funds in accordance with Council Decision 2010/48/EC.</p>	All	No	Arrangements in accordance with the institutional and legal framework of Member States for the consultation and involvement of bodies in charge of protection of rights of persons with disabilities or representative organisations of persons with disabilities and other relevant stakeholders throughout the preparation and implementation of programmes.	No	<p>National Programme for the Development of Living Conditions of Persons with Disabilities for 2014 - 2020. <a href="http://www.rokovania.sk/Rokovanie.aspx/BodRokovaniaDetail?idMaterial=23180">http://www.rokovania.sk/Rokovanie.aspx/BodRokovaniaDetail?idMaterial=23180</a></p>	<p>The National Programme for the Development of Living Conditions of Persons with Disabilities for 2014 - 2020 (Government Resolution No 25/2014 of 15 January 2014) is focused on achieving progress in the protection and exercise of the rights of persons with disabilities recognised by the UN Convention on the Rights of Persons with Disabilities (hereinafter referred to as the "Convention"). The National Programme serves as a means for Slovakia to implement the Convention, including the institutional framework for the process of implementing and monitoring it. The document's target group are persons with disabilities who participated in the drafting of the document through their representative organisations as stipulated under Article 4(3) of the Convention. The basic objective of the National Programme is to ensure, by means of the defined tasks and measures that progress is made in the protection and exercise of the rights of persons with disabilities recognised by the Convention. Government Resolution No 25/2014 is binding on all government departments and will also be binding in respect of the new OPs. This document will subsequently be incorporated into the forthcoming OPs and its objectives regarding assistance to persons with disabilities will be applied in the OPs in the form of activities, indicators and method of evaluation. This document is Slovakia's binding and operational instrument for the implementation of the Convention. At present, work is in progress on an amendment to the Construction Act and its implementing decrees, which lay</p>

						down the conditions related to accessibility. This act will also redefine compliance with the relevant act and its implementing decrees and the related sanctions. It has been under the process of review and incorporation of comments since summer 2013.
			Arrangements for training for staff of the authorities involved in the management and control of the ESI Funds in the fields of applicable Union and national disability law and policy, including accessibility and the practical application of the UNCRPD as reflected in Union and national legislation, as appropriate.	no		
			Arrangements to ensure monitoring of the implementation of Article 9 of the UNCRPD in relation to the ESI Funds throughout the preparation and the implementation of the programmes.	No		The implementation of Art. 9 of the UN Convention on the Rights of Persons with Disabilities is ensured through <i>the National Programme</i> , which dedicates a special chapter to the subject of accessibility and the measures related to it. Measures relating to this article focus above all on making buildings and transportation barrier-free and the accessibility of goods, services and information. The process of monitoring the fulfilment of horizontal principles will be monitored at the project level by means of monitoring reports that will include a separate document containing information about horizontal principles (i.e. description of the activities carried out, their outcomes and assessment of how they contributed to the achievement of the set objectives of horizontal principles), as well as on-site inspections of the implementation of projects and, subsequently, evaluation of their contribution to the objectives of horizontal principles. This separate document containing information on the application of the horizontal principles will form a basis for the process of assessment of the contribution of the ESI Funds to the objectives identified in the national strategic document. A review of the level of achievement of the objectives set down in the national strategy document, including proposals for corrective measures and recommendations for achieving them will be submitted annually to the Government. The control mechanism will be ensured by the lead authority for the horizontal principles in cooperation with MAs.
<b>4.Public procurement</b> The existence of arrangements for the effective application of	All	No	Arrangements for the effective application of Union public procurement rules through appropriate mechanisms.	No	Act No 25/2006 Coll. on public procurement and on amendments to certain laws, as amended <a href="http://www.uvo.gov.sk/legislativa/document_library_display/74qW">http://www.uvo.gov.sk/legislativa/document_library_display/74qW</a>	<b>In the area of legislation, all applicable EU directives</b> on public procurement (PP) <b>have been transposed</b> into the currently valid and applicable Act No 25/2006 Coll. on public procurement and on amendments to certain acts as amended (hereinafter as the "Public Procurement Act"). <b>The new public procurement act, which will transpose newly adopted EU directives into the Slovak legal system, will be adopted within a deadline</b>

<p>Union public procurement law.</p>				<p><a href="#">/view/706651?_110_INSTANCE_74qW_redirect=http%3A%2F%2Fwww.uvo.gov.sk%2Flegislativa%3Fp_p_id%3D110_INSTANCE_74qW%26p_p_lifecycle%3D0%26p_p_state%3Dnormal%26p_p_mode%3Dview%26p_p_col_id%3Dcolumn-2%26p_p_col_count%3D1</a></p> <p>Act No 95/2013 Coll. (amendment to Act No 25/2006 Coll.)  <a href="http://www.upsvar.sk/buxus/docs//urady/VK/vo/13-z095.pdf">http://www.upsvar.sk/buxus/docs//urady/VK/vo/13-z095.pdf</a></p>	<p><b>specified under a new directive.</b> Based on the 2013 amendment to the PP Act, several procedures and arrangements have been or will be designed to strengthen the competitive principle and transparency of PP processes; some of the arrangements adopted and applicable concepts introduced by the latest amendments to the act are as follows:</p> <ul style="list-style-type: none"> <li>- <b>The introduction of the central register of references</b> of individual tenderers that are used for demonstrating technical and professional competence of tenderers and candidates. The measure should ensure transparent demonstration of the conditions for participation as regards technical and professional competence of tenderers. <u>On 1 March 2014</u>, the PPO established the Register of References and published the model reference in accordance with the Public Procurement Act. The register of references constitutes the PPO's information system for keeping the records of references by contracting authorities/entities concerning the supply of goods, performance of construction works or the provision of services by suppliers that were successful in the public procurement procedure. The register of references is published on the Office's website <a href="http://www.uvo.gov.sk/zoznam-podnikatelov/-/RegisterPodnikatelov/sreferenciami">http://www.uvo.gov.sk/zoznam-podnikatelov/-/RegisterPodnikatelov/sreferenciami</a>. The model reference is an electronic form available in the data collection information system. The primary objective of the measure is to keep records concerning the supply of goods, provision of services and construction works by means of an electronic document published in the central register. The secondary objective is to keep track of information contained in the references in order to prohibit from participation in public procurement those tenderers, candidates or suppliers with respect to which: <ul style="list-style-type: none"> <li>a) a score of 20 or less has been obtained in at least three consecutive references.</li> <li>b) the contract, concession contract or framework agreement has been terminated by the contracting authority or entity due to a material breach of obligations on their part. <i>Arrangement adopted.</i></li> </ul> </li> <li>- <b>Restrictions on the conclusion of amendments</b> increasing contract value. The Public Procurement Act prohibits the conclusion of an amendment to the contract awarded through public procurement, where the content of such amendments would a) change the initial subject-matter of contract in a substantial manner, b) amend, in a substantial manner, the conditions which, in the initial contract award procedure, would allow participation of other candidates or tenderers or would allow accepting other than the initially accepted tender, or c) change the price for the performance of the contract or a part thereof or would change the economic balance of the contract to the benefit of the successful tenderer. The PPO Council makes the decision on the proposal to determine whether the circumstances have changed to an extent that justifies the conclusion of an amendment to the contract awarded as a result of public procurement. The arrangement is aimed at preventing a purposeful, non-transparent increase in contract prices following the contract award. <i>Arrangement adopted</i> – introduced by the amendment to the Public Procurement Act effective from 1</li> </ul>
--------------------------------------	--	--	--	--	---

					<p>July 2013.</p> <p>- <b>The possibility to cancel PP</b> if only 2 tenders or less have been received. Pursuant to the Public Procurement Act, the contracting authority and the contracting entity may also cancel the applied contract award procedure if two or less tenders have been received. Where only one tender has been received and the contracting authority or contracting entity does not cancel the contract award procedure, it shall publish through its website profile the reasons for its decision not to cancel the applied procedure.</p> <p>The arrangement is intended to increase and encourage competition and satisfy the "value for money" principle in public procurement. <i>Arrangement adopted</i> – introduced by the amendment to the Public Procurement Act effective from 1 July 2013.</p> <p>- <b>The obligation of the contracting authority to disclose</b> the relevant information and public procurement documentation in its website profile.</p> <p>Electronic repository is an information system of the Office where the contracting authority/contracting entity is required to create its profile and use it for publishing the documents and information under the Public Procurement Act, structured by the individual public procurement procedures. The profiles created by contracting authorities/contracting entities and the documents published in such profiles are available under the "Vestník/Journal and Zoznamy/Lists" tab on the Office's website <a href="http://www.uvo.gov.sk/profilivyoo">http://www.uvo.gov.sk/profilivyoo</a>.</p> <p>The purpose of the arrangement is to increase transparency and awareness of the parties to the public procurement process and the public. In the profiles, the contracting authority publishes the documents and information concerning the public procurement procedure (e.g. notices used in public procurement, tender documents, information concerning the opening of tenders, information on the evaluation of tenders, grounds for not cancelling the applied contract award procedure) as well as documents on compliance with the terms and conditions of awarded contracts (contracts, concession contracts, framework agreements, acceptance and delivery documents, information on amounts actually paid). <i>Arrangement adopted</i> and introduced, the electronic repository for the profiles of the contracting authority/contracting entity was set up as of 27 February 2014.</p> <p>- <b>Establishment of the PPO Council</b> to deal with appeals from tenderers against decisions on objections issued by the PPO.</p> <p>The Public Procurement Act authorises the PPO Council to a) decide on appeals against Office's decisions on objections, b) decide on proposals to determine whether circumstances have changed to an extent that justifies the conclusion of an amendment to the contract awarded as a result of public procurement, c) create references upon proposal by suppliers in cases where the contracting authority or contracting entity fails to create such reference</p>
--	--	--	--	--	--

					<p>within the time limit prescribed by law, d) make decisions within the process of reviewing decisions on objections outside appeal proceedings, e) decide on prosecutor's protest in cases where the decision is made by a head of the central government body under a separate regulation.</p> <p>The arrangement seeks to introduce second-instance decision-making in terms of supervision (objections). The decisions made by the PPO Council are subsequently subject to review by the court, i.e., tenderers are not denied their right in the public procurement process; quite the opposite, this arrangement actually reinforces their rights. The arrangement also prevents a non-transparent increase in contract prices following the award of the contract by means of amendments. <i>The arrangement was adopted</i> and implemented by an amendment to the Public Procurement Act effective from 1 July 2013.</p> <p><b>- Introduction of the possibility of ex-ante control</b> of dossiers prior to publication by the contracting authority Pursuant to the Public Procurement Act, the contracting authority may request the Office to perform ex ante control prior to the publication or commencement of public procurement procedure in the case of above-limit contract financed, even partly, from the EU funds. The arrangement is intended to remove the deficiencies of public procurement procedure prior to its publication and announcement. The arrangement reinforces the prevention against discriminatory/unlawful tendering conditions in public procurement which can be removed already before the publication of public procurement procedure. The objective is to reduce and eliminate deficiencies in the initial stages of the public procurement procedure prior to its announcement. <i>Arrangement adopted</i> and introduced by an amendment to the Public Procurement Act effective from 18 February 2013.</p> <p><b>- Introduction of a register of persons prohibited from participation in public procurement.</b> The arrangement seeks to improve the competitive environment by excluding those entities which use unfair competition practices or do not perform their contractual obligations in a due manner. It has a preventive and repressive impact on entities breaching the principles of fair competition. The register is published on the Office's website: <a href="http://www.uvo.gov.sk/zoznam-podnikatelov/-/RegisterPodnikatelov/sozakazom">http://www.uvo.gov.sk/zoznam-podnikatelov/-/RegisterPodnikatelov/sozakazom</a>. The register of prohibited persons constitutes an information system of the Office which contains information on business entities prohibited from participation in public procurement. It informs the parties to the public procurement proceedings as well as the general public about entities which have been conclusively prohibited from participating in public procurement pursuant to §149(3) of the Public Procurement Act. <i>Arrangement adopted</i> – introduced as of 14 February 2014.</p>
--	--	--	--	--	--

					<p><b>- Electronic public procurement</b> - End-to-end e-procurement as a means for modernisation of public administration is among the priorities of the SR. In accordance with Directives 2014/23/EU, 2014/24/EU and 2014/25/EU, the following will have to be adopted and ensured: a) direct and unrestricted access to procurement documents by electronic means; b) submission of tenders by electronic means; c) strengthening the role of e-Certis; d) electronic form (PAS) for tenderers and candidates to provide a proof of compliance with selection criteria; e) electronic catalogues as a form of electronic tender; f) dynamic purchasing system recast and refined into an electronic system. A central purchasing body is required to implement an end-to-end e-procurement system within 36 months of entry into force of said directives, that is, by 18 April 2017. Other bodies are required to implement an end-to-end e-procurement system within 54 months of entry into force of said directives. The PPO currently operates an electronic public procurement system called EVO. The system will be upgraded to meet the new requirements set out in EU directives in order to simplify electronic public procurement procedures and increase their effectiveness. Slovak authorities will prepare a national strategy for the timely and efficient transition to end-to-end e-procurement, as called for in section 5.3 of the Commission Communication "End-to-end e-procurement to modernize public administration" (COM(2013)453 final version). The strategy will set out the specific objectives to be achieved, the process to be followed, the milestones, and any necessary indicators. Adequate assistance from the SF will be made for the implementation of this strategy, in particular for the development or improvement of end-to-end e-procurement infrastructure, the strengthening of administrative capacity, training, and awareness-raising. The strategy will ensure that the most efficient and cost-effective approach to the implementation of mandatory e-procurement in Slovakia is undertaken, and that duplication at national/regional level is avoided, as it may result in interoperability problems. The overall objective should be an improved, simpler, and more efficient public procurement system. <i>Arrangement to be taken.</i></p> <p>1.2 The general measures to address deficiencies identified during controls will include the following measures:</p> <p><b>- Increased support from the PPO</b> for organisations conducting public procurement control by means of a cooperation agreement. Under the cooperation agreement, the MAs will be entitled to ask the PPO to:</p> <p>a) provide an ex-ante evaluation of documentation for planned public procurement;</p> <p>b) provide personal consultations on a partial issue in public procurement;</p> <p>c) prepare an opinion on the compliance of partial issues in public</p>
--	--	--	--	--	--

					<p>procurement with the Act on Public Procurement prior to the signing of a contract;</p> <p>d) perform a public procurement control;</p> <p>e) to cooperate in assessing Commission audit findings concerning public procurement. <i>Arrangement to be taken.</i></p> <p>- <b>Introduction of a risk analysis</b> in the conduct of PP control by the MA, which identifies contract risks in terms of the necessary cooperation with the PPO (risk-carrying contracts will be subject to mandatory control by the PPO), namely by performing control in a manner set out under the Act on Public Procurement, while targeting PPO's expert support in risk-carrying public procurements will ensure an increased supervision of contracts with the potentially highest error rate. At the same time, it will eliminate a disproportionate workload of the PPO with respect to requests for control of public procurements that do not represent an increased risk in terms of their complexity or error rate and will help avoid disproportionate prolongation of controls (risky contracts will be subject to mandatory control by the PPO). The analysis itself will include a set of data to be assessed (e.g. estimated contract value, procurement procedure, existence of review procedures, scope of participation criteria, etc.); each data item will have a certain value representing the level of risk (e.g. an open procedure will be given a zero risk value, while a negotiated procedure will have a 15-point risk value). A summary value of all these partial items will represent a total risk value of a contract; based on this total value compared against an evaluation key, an MA will be entitled, not entitled or required to request the PPO to perform control over the public procurement in question. <i>Arrangement to be taken</i></p> <p>- <b>Preparation of model documents</b> used in the public procurement process (e.g. tender documents, drafts of notifications used in PP processes) and their publication and making available to the beneficiaries. The arrangement is intended to reduce error rates in public procurement by contracting authorities or contracting entities and to enhance their transparency. As a follow-up to a new Act on Public Procurement to be adopted, model tender documents and notices to be used in public procurement will be prepared. <i>Arrangement to be taken.</i></p> <p>- At the level of the management system, <b>checklists</b> for MA control will be prepared, taking into consideration specific aspects of different types of public procurement procedures (open procedures, restricted procedure, negotiated procedure, etc.) and most frequent errors in PP processes identified in the previous period of 2007 - 2013. <i>Arrangement to be taken.</i></p> <p>- <b>Preparation of uniform rules</b> and requirements for PP and requirements for PP documentation. With respect to the application of the Act on Public Procurement, the PPO will provide for a transparent, consistent and foreseeable procurement framework through uniform methodological interpretations and uniform decision-making within control and review</p>
--	--	--	--	--	---

					<p>procedures. Under binding procedures defined in methodology and managing documents at the level of management system, to be followed by the MAs in the performance of controls as well as by beneficiaries in conducting public procurement and subsequent submission of documentation, procedures and preparation of uniform rules will be aligned (e.g., uniform control outputs, uniform requirements for beneficiaries concerning the scope of required documentation, uniform requirements on the level of publication of contract with a very low value, etc.). <i>Arrangement to be taken.</i></p> <p>- <b>Introduction of price maps, benchmarks and limits to assess cost-effectiveness.</b> At the level of the management system, an obligation will be introduced for MAs to consider a maximum amount of a non-repayable contribution sought, taking into account the system of price maps, benchmarks and limits for the most frequent and/or most relevant types of expenditure. The control of public procurement and/or of its outcome will subsequently verify whether these limits were observed. At the same time, a methodology procedure will be defined to set up these indicators in order to ensure they are set in a uniform and transparent manner. <i>Arrangement to be taken.</i></p> <p>- <b>Introduction of compulsory ex ante control</b> of documentation by the MAs (review of drafts of tender documents and tender notices prior to publication) and control of public procurement prior to the signing of a contract with a successful tenderer. This type of control is designed to prevent and eliminate errors and deficiencies in draft documents for public procurement, thus reducing a risk of violation of the Act on Public Procurement. <i>Arrangement to be taken.</i></p> <p>- <b>Application of the principles of “green” and social public procurement or other aspects of PP</b> (such as support for innovation, support for SMEs, etc.) by means of legislative instruments established through the EU and Slovak legislation as part of suitable types of support. Through its provisions, the Public Procurement Act supports environmental and social aspects. The Act on Public Procurement allows to determine special conditions for the performance of contracts in particular as regards social and environmental aspects and, in relation to the procurement of motor vehicles, it allows to specify a requirement to take into account energy-related and environmental impacts of their operation during their lifespan; among the criteria for the economically most advantageous tender, it is also possible to determine the environmental aspects of the subject-matter of the contract. The legislation makes it possible to restrict the award of contracts to sheltered workshops and</p>
--	--	--	--	--	--

					<p>sheltered employment. <i>Arrangement adopted and governed by the Public Procurement Act in the long term.</i></p> <ul style="list-style-type: none"> <li>- <b>Introduction of cooperation with the Antimonopoly Office (AMO)</b> (enhancing competition protection by introducing cooperation of this entity with MA under the cooperation agreement). If risk factors, "red flags", are identified, the MAs will be required to ask the AMO for cooperation in the form of consultations, requests for opinion or submission of a complaint. Another area of cooperation covers the preparation of a general methodology for the PP control system and training activities for employees performing controls. The Anti-monopoly Office is responsible for competition protection in accordance with Council Regulation (EC) 1/2003 of 16 December 2002 on the implementation of the rules on competition laid down in Articles 81 and 82 of the Treaty. <i>Arrangement to be taken.</i></li> </ul> <p>Arrangements to address the main types of specific deficiencies identified by the EC are as follows:</p> <ul style="list-style-type: none"> <li>- <b>Amendments to contracts:</b> the amendment to the PP Act prohibits the conclusion of amendments to contracts if these change substantially the subject-matter of the contract or the terms of the original tender, or which increase the contract value. <i>Arrangement adopted.</i></li> <li>- <b>Conflicts of interests:</b> this issue will be addressed at the legislative and systemic levels. At the legislative level, Slovakia will fully transpose the provisions on the conflict of interests based on the new EU public procurement directive. At the level of the PP management and control system, procedures for administrative control by the MA will be defined to identify conflicts of interest and further assess and address them. <i>Arrangement to be taken.</i></li> <li>- <b>Insufficient competition</b> – only one tender submitted: The deficiency was addressed at the legislative and system level. At the legislative level, an amendment to the Act on Public Procurement enabled the contracting authority to cancel the award procedure in cases where only one or two tenders have been received. At the systemic level, this issue was addressed by modifying the management system, where the MA is required to request that the PPO oversee the whole PP process if it identifies PP in which only one tender has been received. At the same time, competition protection will be strengthened through cooperation of controlling bodies with the Antimonopoly Office. <i>Arrangement to be taken.</i></li> <li>- <b>Setting the deadline for requesting tender documents:</b> The electronic forms – notices of the publication of public procurement procedure – have been modified so that the deadline for requesting the tender documents is consistent with the deadline for the submission of tenders. The above arrangement fully removed the possibility to shorten the deadline for requesting tender documents. An amendment to the Act on Public Procurement introduced an obligation to publish tender documents in the contracting authority's profile. At the same time, all beneficiaries have been instructed by the MA not to restrict</li> </ul>
--	--	--	--	--	---

						<p>candidates' access to tender documents by setting deadlines for requesting tender documents. <i>Arrangement adopted.</i></p> <p>- <b>Discriminatory tendering conditions:</b> Elimination and/or identification of discriminatory tendering conditions are covered by several of the aforementioned arrangements, such as cooperation with the PPO, ex-ante evaluation of tender notices and tender documents prior to publication, as well as arrangements referred to in the part concerning training of employees and use of technical assistance to introduce and apply EU public procurement rules (e.g. employee training, beneficiary training, publication and information about identified deficiencies). <i>Arrangement to be taken.</i></p>
			Arrangements which ensure transparent contract award procedures.	No		<p>The area of contract awarding not subject to the relevant EU directives on PP (below-threshold contracts) is covered by the PP Act itself in Slovak legislation. This provides for the obligation to proceed according to this Act in the procurement of works, goods and services for contracting authorities, contracting entities as well as individuals who are beneficiaries of non-refundable financial subsidy. The procedures for these contracts are based on the basic principles of public procurement referred to in the relevant EU directives, thus ensuring transparent public procurement procedures even for contracts not falling under EU directives on public procurement. The public procurement procedures for this type of contracts will be covered by the same measures as specified above, under criterion 1. <i>Arrangement adopted partially</i></p>
			Arrangements for training and dissemination of information for staff involved in the implementation of the ESI Funds.	No	<p>In accordance with Government Resolution No 21/2013, the Public Procurement Office prepares in cooperation with each managing authority a report on the results of public procurement controls and audits on a semi-annual basis which is published at:  <a href="http://www.rokovania.sk/Rokovanie.aspx/BodRokovaniaDetail?idMaterial=21941">http://www.rokovania.sk/Rokovanie.aspx/BodRokovaniaDetail?idMaterial=21941</a>  (e.g.,  <a href="http://www.opzp.sk/dokumenty/prjektove-dokumenty/rozhodnutia-uvo-sr-v-procesoch-vo-v-ramci-projektov-op-zp-v-programovom-obdobi-2007-2013/">http://www.opzp.sk/dokumenty/prjektove-dokumenty/rozhodnutia-uvo-sr-v-procesoch-vo-v-ramci-projektov-op-zp-v-programovom-obdobi-2007-2013/</a>) or  <a href="http://www.roпка.sk/sk/verejne-obstaravania/">(http://www.roпка.sk/sk/verejne-obstaravania/)</a></p>	<p>Providing training by the CCA relating to procedures of administrative control of public procurement in the context of the management system, presentation of the most common deficiencies identified in public procurement controls. The CCA already provides training for MA/IBMA relating to procedures of administrative control of public procurement in the context of the management system, presentation of the most common deficiencies identified in public procurement controls, and interpretation of CCA methodology concerning public procurement. 179 employees received this training in 2013. In 2014, the CCA also plans to organise and provide training focused on these issues. <i>Arrangement adopted.</i></p> <p>Introduction of a uniform employee training system under the ESI Funds control and management system. The MA will be required to provide regular training and seminars for all staff involved in the implementation of the funds, while making participation in this training compulsory for this staff. The training system will be set up with the focus on ensuring targeted training for a particular group of employees (e.g. PP controllers). The said training will involve seminars provided by the CCA, PPO, as well as those organised by the Antimonopoly Office on competition protection. <i>Arrangement to be taken.</i></p> <p>These forms of dissemination of information about deficiencies identified by PP controls will also be used in the 2014 - 2020 programming period, with an emphasis put on their enhanced information value.</p> <p>A proposal has also been made to establish a Coordinating Committee for Cooperation in Public Procurement under the auspices of CCA. This</p>

					<a href="http://www.uvo.gov.sk/za-obdobie-od-1.1.2013-do-30.6.2013">http://www.uvo.gov.sk/za-obdobie-od-1.1.2013-do-30.6.2013</a>	committee of experts, primarily from the CCA, PPO, CA, AA, MAs, will ensure a joint approach to the application of public procurement rules (cooperating in issuing methodology interpretations, instructions and guidelines adjusted to the needs of EU funds implementation). A clear advantage of constituting this body will be the instant identification of any serious misconduct (system-level irregularities) in MA/IBMA procedures in PP control and effective opportunities to take appropriate corrective measures to eliminate them. A uniform approach followed by all bodies and formulation of a joint statement will indirectly increase pressure for timely identification of errors in public procurement by bodies performing public procurement (this joint approach will ensure a faster and more effective response to identified errors). <i>Arrangement to be taken.</i>
			Arrangements to ensure administrative capacity for implementation and application of Union public procurement rules.	nie	Public Procurement Office <a href="http://www.uvo.gov.sk/domov">http://www.uvo.gov.sk/domov</a>  Methodological guidelines (PPO) <a href="http://www.uvo.gov.sk/metodicke-usmernenia">http://www.uvo.gov.sk/metodicke-usmernenia</a>	<p>The PPO provides methodical guidance to all parties involved in PP. In order to intensify cooperation between government agencies participating in PP and competition control, this cooperation will be reinforced between the PPO and the Antimonopoly Office and at the level of ensuring administrative capacity for these bodies through technical assistance. In the course of 2014, the increased demands for cooperation and control activities of the PPO will necessitate an increase in personnel capacity by around 25 employees, who will be recruited gradually depending on the amount of activities required by the CCA and MA. For the purposes of more effective management of this cooperation and more consistent application of EU public procurement rules in the activities related to the implementation of EU funds, these agendas were entrusted to a dedicated PPO deputy chairman. <i>Arrangement adopted.</i></p> <p>Provision of technical assistance within cooperation with the PPO to refund wage costs of employees delivering support activities for MAs, IBMAs, AA and CA under the cooperation agreement. <i>Arrangement to be taken.</i></p> <p>Technical assistance within cooperation with the PPO to refund costs of expert appraisals and expert opinions that will be necessary for delivering support activities for MAs, IBMAs, AA and CA under the cooperation agreement. <i>Arrangement to be taken.</i></p> <p>Technical assistance for cooperation with the Antimonopoly Office of the SR – <i>Arrangement to be taken.</i></p> <p>Methodology guidance provided by the PPO to parties involved in public procurement and publication of guidelines in a publicly accessible place – PPO's web site. <i>Arrangement adopted.</i></p>

						Technical assistance for training of beneficiaries. Training will focus on beneficiaries/applicants and will be designed, for example, to present the applicable control system, to highlight contractual requirements and obligations concerning the performance of PP control and submission of documentation for control, to inform beneficiaries of most frequent deficiencies identified by PP controls while presenting examples of best practice. Training should primarily be delivered by individual MAs so that its content and focus respond to the specific aspects of a given programme (e.g., customary subject matters of procurement). <i>Arrangement to be taken.</i>
<b>5.State aid</b> <b>The existence of arrangements for the effective application of Union State aid rules in the field of the ESI Funds.</b>	All, except the priority axis 6 – Technical assistance	Partially	Arrangements for the effective application of Union State aid rules.	yes		<p>The MA identified the following investment priorities of the IROP with the existence of state aid elements: PA 3 SO 3.1, PA 4 SO 4.1, PA 5 - State aid scheme / de minimis aid scheme. The prepared proposals of schemes will be submitted to the Ministry of Finance of the Slovak Republic for assessment and, if relevant, they will then be notified to the Commission in accordance with applicable provisions. The control of implementation of the measures for the observance of the accumulation rules and the Deggendorf principle will be provided by the state aid coordinator through comments on the aid schemes. The pre-conditions for the grant of aid will also be the submission of a statutory declaration by the beneficiary in respect of accumulation of aid in relation to the same eligible expenses, that the beneficiary has not been asked to return an aid and that the enterprise is not in troubles.</p> <p>The staff deepens their knowledge in state aid mainly in the form of continuous education and participation in training courses. The respective training courses for the staff at all relevant levels (i.e., the concerned departments) have already been completed or are scheduled.</p> <p>In February 2013, the Central Coordination Authority prepared the training course "Application of state aid rules in the EU, system of management of SF and CF for the programme period 2007 - 2013 and Act No. 528/2008 Coll. on the aid and support provided from the EU funds in practice" for all MAs, as well as IBMA under MA. However, the staff also take a part in training courses on state aid organised by other institutions. Continuous education also takes place in the form of self-learning of state aid legislation.</p> <p>An information dissemination and exchange system is in place for all workers responsible for the application of state aid rules in combination with the implementation and management of ESIF (MA, IBMA, CO, OA and in case of fin. tools also the holding fund and bodies responsible for the implementation of fin. tools.</p> <p>In September 2013, the MA evaluated the administrative capacity for state aid for the programme period 2014-2020. The analysis contains the summary of</p>
			Arrangements for training and dissemination of information for staff	yes	"Education plan for the staff of the Office of the Ministry of Agriculture and Rural	

			involved in the implementation of the ESI Funds.  Arrangements to ensure administrative capacity for implementation and application of Union State aid rules.	no	Development of the Slovak Republic for 2014”  “Analysis of evaluation of the sufficiency of administrative capacity for the state aid for the programme period 2014-2020” of 26 June 2013	administrative capacity, including the name and surname, the job and function, the specification of state aid tasks, and the evaluation of the state of administrative capacity in the area of state aid. The analysis shows that 13 employees worked in the area of state aid, one job position was vacant, and one more job position was considered in the area of state aid. The analysis needs to be updated by the MA and completed with the evaluation of administrative capacity for the area of state aid by the IBMA for the IROP (Ministry of Culture of the Slovak Republic and Ministry of Health of the Slovak Republic). After updating and completing the analysis by 30.09.2014, measures will be taken to fill the vacant positions and to provide sufficient administrative capacity, if necessary.
<b>6. Environmental legislation regarding environmental impact assessment (EIA) and strategic environmental assessment (SEA)</b> The existence of arrangements for the effective application of Union environmental legislation related to EIA and SEA.	All	Partially	Arrangements for the effective application of Directive 2011/92/EU of the European Parliament and of the Council (EIA) and of Directive 2001/42/EC of the European Parliament and of the Council (SEA);	No	Act No 24/2006 Coll. on environmental impact assessment and on amendments to certain acts as amended The Act is published on the web page <a href="https://www.slov-lex.sk">https://www.slov-lex.sk</a>  Proposal for the Act changing and amending the Act No 24/2006 Coll. on environmental impact assessment and on amendments to certain acts as amended  <a href="http://www.rokovania.sk/Rokovanie.aspx/BodRokovaniaDetail?idMaterial=23688">http://www.rokovania.sk/Rokovanie.aspx/BodRokovaniaDetail?idMaterial=23688</a>	The infringement procedure was commenced for transposition deficit in relation to Directive No 2011/92/EU of the European Parliament and of the Council of 13 December 2011 on the assessment of the effects of certain public and private projects on the environment (EIA) by a letter dated on 21 March 2013.  The notice stated other legal regulations affected by the need of full and proper transposition of the EIA Directive, including legislation with missing information on measures for transposition (law governing rights and duties of affected authorities, proponents and public, law regulating permitting procedures). The list of respective legal acts is included in the formal Commission’s communication addressed to the minister of foreign affairs of the SR.  With respect to identified problems, coordination with other ministries is of key importance due to the linkage between the impact assessment process and permitting procedure, as well as access of the public to justice. These areas are covered by the legislation of other ministries, especially the MTCRR SR (Construction law, Roads law), Mol SR (Administrative code), and the Ministry of Justice of the SR (Civil procedure code).  On 12 July 2013, the SR sent the final response to the formal notice of the Commission. The Slovak Republic therein declares executing legislative amendments and methodological guidance in order to eliminate the transposition deficit at the latest before the obligation to transpose the currently prepared amendment of the EIA Directive, representing significant changes compared to the current EIA Directive wording.  Preparation of respective legislative amendments at the level of the Ministry:

					<p>In December 2013, technical consultations on the first draft of articulated wording of respective draft legislation with representatives of DG Environment took place, and internal amendment procedure took place, and</p> <ul style="list-style-type: none"> <li>- The draft law (articulated version) was submitted at the management meeting.</li> </ul> <p>On 17 January 2013 inter-ministerial commenting procedure started on the draft proposal of the act changing and amending the Act No 24/2006 Coll. on environmental impact assessment and on amendments to certain acts as amended, and on amending and supplementing certain laws (hereinafter: the "Assessment Act"). After the conclusion of inter-ministerial commenting procedure and contradiction procedures, variants of the amended Act on environmental impact assessment were prepared and submitted to the Commission for comments.</p> <p>In June 2014 the draft bill was discussed in advisory bodies of the Government of the SR.</p> <p>The draft bill was adopted by the Government of the SR on 2 July 2014 (Resolution No. 330/2014)</p> <p><a href="http://www.rokovania.sk/Rokovanie.aspx/BodRokovaniaDetail?idMaterial=23688">http://www.rokovania.sk/Rokovanie.aspx/BodRokovaniaDetail?idMaterial=23688</a></p> <p><a href="http://www.rokovania.sk/File.aspx/ViewDocumentHtml/Uznesenie-14217?prefixFile=u">http://www.rokovania.sk/File.aspx/ViewDocumentHtml/Uznesenie-14217?prefixFile=u</a></p> <p>On 16.07.2014, the document was submitted to the National Council of the SR.</p> <p>With regard to the measures for the direct application of EIA Directive, coordination meeting was held on 7 May 2014, with the participation of representatives of the CCA, MoE SR and MTCRR SR. Best practice of the MTCRR SR in the field of re-assessment and adoption of projects in the event of changes in projects within the application of notice of proposed activities pursuant to Act No. 24/2006 Coll., as well as of the notice of change in structure according to the Building Act (Act No. 50/1976 Coll. as amended), was taken into account when the proposals were formulated. The draft measure is included in the Action Plan, while its application has to be coordinated at the CCA level, horizontally for all relevant OPs.</p>	
			Arrangements for training and dissemination of information for staff involved in the implementation of the EIA and SEA Directives.	No (partially)	<p>Training and communication strategy for employees involved in implementing EIA and SEA Directives including draft measures for its realisation adopted at the 7th management meeting of the MoE SR held on 7 March 2013.</p>	<p>The strategy is aimed at providing professional training of employees participating in the EIA and SEA processes.</p> <p>Professional training of employees participating in the EIA and SEA processes is designed for employees of the MoE SR, MoEcon SR, MTCRR SR, Ministry of Agriculture and Rural Development of the SR, Ministry of Health of the SR, Ministry of Education, Science, Research and Sport of the SR, Mol SR, Ministry of Defence of the SR, and Nuclear Regulatory Authority of the SR, municipalities and the expert public. Trainings will mainly consist of lectures, workshops, seminars and conferences. Due to the fact that the infringement procedure was commenced for transposition deficit in relation to Directive No 2011/92/EU of the European Parliament and of the Council of 13 December 2011 on the assessment of the effects of certain public and private projects</p>

					<p>on the environment (EIA), update of the training strategy will be necessary to reflect the need for methodological guidance in the "transitional" period and the relevant legislative amendments.</p> <p>Only the following activities were implemented according to the approved Strategy:</p> <ul style="list-style-type: none"> <li>- On 24 October 2013 - workshop held in cooperation with the MTCRR SR, focused on project changes, regular training of district authorities focused on state administration activities related to environmental impact assessment:</li> <li>- Prešov and Košice regions – on 29 October 2013,</li> <li>- Banská Bystrica, Žilina and Trenčín regions - on 6 November 2013,</li> <li>- Nitra, Trnava and Bratislava regions – on 13 November 2013.</li> </ul> <p>On 3 December 2013, the Final conference of e-MAT project "Developing management tools for environmental impact assessment in cross-border regions of Austria and Slovakia"  <a href="http://www.emat-sk.at.eu/index.php/sk/abgelaufene-veranstaltung-sk/110-zaverecna-konferencia-projektu-e-mat">http://www.emat-sk.at.eu/index.php/sk/abgelaufene-veranstaltung-sk/110-zaverecna-konferencia-projektu-e-mat</a></p> <p>On 10-11 December 2013, training of private and legal persons for the expertise in the field of environmental impact assessment  On 17 December 2013, skills examination of the expertise of private and legal entities in the field of environmental impact assessment  On 28-28 May 2014, the <b>International conference SEA/EIA 2014</b>  <a href="http://www.enviroportal.sk/eia-sea-posudzovanie-vplyvov-na-zp/skolenia-pre-verjnostEIA">http://www.enviroportal.sk/eia-sea-posudzovanie-vplyvov-na-zp/skolenia-pre-verjnostEIA</a></p> <p>The environmental assessment department of the MoE SR provides methodical guidance also today, i.e. continuously for ongoing assessment procedures at the level of the ministry as well as at the level of other respective authorities.</p>	
			Arrangements to ensure sufficient administrative capacity.	yes	<p>Analysis of administrative capacity in the area of environmental impact assessment (implementation of EIA and SEA Directives), including a proposal for measures to ensure that the capacity is sufficient, was approved at the 3rd Ministry of Environment SR management meeting held on 24 January 2013.</p>	<p>Conclusions of the Analysis show that the current status of administrative capacities in environmental impact assessment is sufficient.</p> <p>At present, there is no need to revise the relevant analysis or update it on the basis of comments raised in relation to the proposal of legislative changes in Act No 24/2006 Coll.</p> <p>Within the current legislation in force, as well as within the proposed amendment of the Act No 24/2006 Coll., the administrative capacities are ensured (and no need for new capacities has arisen). In relation to the ongoing amendment of the Act on environmental impact assessment, the issue of administrative capacities was addressed within the clause of impacts on the public administration budget, which is part of the proposal of the legislative amendment. The need for increase in administrative capacities in the field of environmental impact assessment was not identified, i.e. current state of administrative capacities can be considered as sufficient from the quantitative</p>

						point of view. It will be necessary to improve the qualitative aspects and focus on the enforcement of the quality level of the administrative capacities (by means of training, workshops etc.), which also applies the administrative capacities in areas influenced by the amendment of the Act on environmental impact assessment (Building Act, Atomic Act and Mining Act).
--	--	--	--	--	--	--

### Actions to fulfill applicable general ex-ante conditionalities

Applicable thematic ex-ante conditionalities which are not fulfilled or are partially fulfilled	Criteria not fulfilled	Planned actions	Deadline (date)	Bodies responsible
<p><b>1. Anti-discrimination</b>  <b>The existence of administrative capacity for the implementation and application of Union anti-discrimination law and policy in the field of the ESI Funds.</b></p>	<p>Arrangements in accordance with the institutional and legal framework of Member States for the involvement of bodies responsible for the promotion of equal treatment of all persons throughout the preparation and implementation of programmes, including the provision of advice on equality in ESI fund-related activities.</p>	<p>Ensuring the institutional and strategic framework</p> <p>Reinforcing the administrative capacity of the Department of Gender Equality and Equal Opportunities at the MLSAF SR.</p> <p>Increasing the administrative capacity of the Department of Gender Equality and Equal Opportunities at the MLSAF SR.</p> <p>Based on a proposal for the Management and control system for the 2014 - 2020 programming period, the cross-cutting nature of tasks delivered by the coordinator for HP non-discrimination, accessibility and equality between men and women coupled with the extended scope of its competence in the new programming period, requires the strengthening of administrative capacities of the current coordinator for HP equal opportunities (HP EO). An institutional mechanism for HP coordination will be developed with the focus on methodology guidance, publicity, training and educational activities, evaluation and selection process, as well as monitoring and control. An independent entity for the coordination of horizontal principles will be set up, with 7 new job positions planned to be created, plus one assistant. All job positions within the entity will be refunded under the Technical Assistance. The created job positions will focus on methodological guidance, as well as analytical, strategic, legislative and educational activities related to the implementation of both horizontal priorities within the ESI Funds. The job descriptions will be oriented at activities related to the tasks of every entity of funds with a focus on the thematic cross-sectoral aspect of the horizontal principles.</p> <p>Engagement of the Slovak National Centre for Human Rights as amended as an "equality body". (<i>Commission observation: Meeting a requirement under Article 13</i></p>	<p>1.6.2014 - increase of administrative capacity in the form of workers working under agreement for performance of works; achieved number: 2 employees + 3 workers working under agreement for performance of works + director of the Department of Gender Equality and Equal Opportunities - The deadline was fulfilled</p> <p>31.08.2014 - achieving the optimised administrative capacity by creating a department for the implementation of horizontal principles of non-discrimination and gender equality consisting of 7 permanent employees plus 1 assistant.</p> <p>The deadline is changed from 31.08.2014 to 01.11.2014 because of the procedure of creation of systemised job positions – civil servants, and approval of eligibility for funding from the Technical Assistance OP.</p>	<p>Ministry of Labour, Social Affairs and Family of the Slovak Republic,</p>

		<p><i>of Directive 2000/43/EC implementing the principle of equal treatment between persons irrespective of racial or ethnic origin.</i>) Slovakia is aware of certain problems in the functioning of the Slovak National Centre for Human Rights (SNCHR) that have repeatedly been discussed by the Government council for human rights, national minorities and gender equality. To improve SNCHR performance, the following actions are planned and implemented:</p> <p>An amendment to Act No 308/1993 Coll. on the establishment of the Slovak National Centre for Human Rights. The legislative amendment was drafted by the MJ SR and has been subject to the first-round of review procedure. The amendment should ensure more effective functioning of the SNCHR in accordance with the so-called Paris principles, as well as its role as an "equality body". The amendment is expected to be discussed by the Government of the SR in 3Q 2014.</p> <p>Engaging the SNCHR in the enforcement of Union anti-discrimination law and policy with respect to the ESI Funds. A SNCHR representative will be a member of the working group for HP EO which is currently responsible also for HP non-discrimination and equality between men and women for the new programming period and for the fulfilment of EAC. The SNCHR will be involved in evaluation, monitoring and provision of consultancy in the field of equal treatment for entities involved in the ESI Funds.</p> <p>National action plan for the prevention and elimination of discrimination In November 2011, the Government of the SR undertook to prepare a Nation-wide strategy on the protection and promotion of human rights in the SR. Coordination of the preparation of the strategy and its submission to the Government for discussion is in the responsibility of a deputy prime minister and minister of foreign and European affairs who is also a chairman of the Government council for human rights, national minorities and gender equality. The aim of this government paper is to refine the system of national protection and promotion of human rights, including identification of needs and requirements of vulnerable groups. The strategy is prepared using a participatory approach. In addition to government authorities, the broadest range of non-governmental organisations and other relevant representatives of civic society are involved in defining the content and priorities to be pursued by the strategy. The strategy should define the need to prepare various action plans and concepts, including, inter alia, the task to adopt a National action plan for the prevention and elimination of discrimination with the aim to strengthen mechanisms to comply with the principle of equal treatment in accordance with the Antidiscrimination Act.</p>	<p>We submit the financing method within technical aid for the current programme period and then for the new programme period, following the Analysis of administrative capacity.</p> <p>30.09.2014</p> <p>The Department of Gender Equality and Equal Opportunities conducted a meeting with the Slovak National Centre for Human Rights on the fulfilment of EAC on 27.04.2014. - The deadline was fulfilled</p> <p>Submission of the strategy at the meeting of the Government of the Slovak Republic: 30.06.2014</p> <p>The deadline for submission was postponed to September 2014, because serious comments were raised within the consultation between government and ministries and therefore it is necessary to continue in negotiations. <a href="http://www.radavladyp.gov.sk/po-rovnosti-rady-vlady-pre-ludske-prava-narodnostne-mensiny-a-rodovu-rovnost/">http://www.radavladyp.gov.sk/po-rovnosti-rady-vlady-pre-ludske-prava-narodnostne-mensiny-a-rodovu-rovnost/</a> Preparation of NAP: 30.06.2015</p>	
--	--	---	---	--

	<p>Arrangements for training for staff of the authorities involved in the management and control of the ESI Funds in the fields of Union anti-discrimination law and policy.</p>	<p>Elaboration of a strategy for training and dissemination of information for staff involved in the implementation of the funds and the subsequent submission of a project under the OP TA to finance the training.</p> <p>Training and education activities (courses, seminars, training, and dissemination of information to the staff involved in the use of the funds; conferences, publications and promotional printed materials, publication of reports in the national and regional/local mass media, etc., will be carried out by the lead authority for the HP for the following target groups: The MA staff responsible for the preparation of the OP, contact persons for the HP EO responsible for the coordination of HP EO at the level of individual operational programmes, members of the HP EO Working Group, monitoring and evaluation managers, senior management, as well as project evaluators and the staff of bodies involved in the management and control of the ESI Funds in the field of EU antidiscrimination law and policy. The training will focus on the method of evaluation and the implementation, monitoring and control process.</p> <p>Training will be provided by the DGEE0 in cooperation with SNCHR lecturers and representatives of civic society.</p>	<p>Preparation and submission of the project from the OP 30.06.2014 The deadline is changed from 30.06.2014 to 01.11.2014 because of submission of the application for increase of funds from the Technical Assistance OP (the application was submitted to the Technical Assistance OP MA on 19.06.2014). The project has been prepared, but its submission is linked to the approval of the increased amount of funds from the Technical Assistance OP. The education strategy will be a part of the project from the Technical Assistance OP. Education activities for initial education of MA: 30.06.2015.</p> <p>The education activities will take place continuously during the whole programme period, while they will be focused specifically on the needs of the concerned MA</p>	<p>Ministry of Labour, Social Affairs and Family of the Slovak Republic</p>
<p><b>2. Gender equality</b> <b>The existence of administrative capacity for the implementation and application of Union gender equality law and policy in the field of the ESI Funds.</b></p>	<p>Arrangements in accordance with the institutional and legal framework of Member States for the involvement of bodies responsible for gender equality throughout the preparation and implementation of programmes, including the provision of advice on gender equality in ESI Fund-related activities.</p>	<p>Ensuring the institutional and strategic framework</p> <p>Reinforcing the administrative capacity of the Department of Gender Equality and Equal Opportunities at the MLSAF SR.</p> <p>Based on a proposal for the Management and control system for the 2014 - 2020 programming period, the cross-cutting nature of tasks delivered by the coordinator for HP non-discrimination, accessibility and equality between men and women coupled with the extended scope of its competence in the new programming period, requires the strengthening of administrative capacities of the current coordinator for HP equal opportunities (HP EO). An institutional mechanism for HP coordination will be developed with the focus on methodology guidance, publicity, training and educational activities, evaluation and selection process, as well as monitoring and control. An independent entity for the coordination of horizontal principles will be set up, with 7 new job positions planned to be created, plus one assistant. All job positions will be refunded under the Technical Assistance. The created job positions will focus on methodological guidance, as well as analytical, strategic, legislative and educational activities related to the implementation of both horizontal priorities within the ESI Funds. The job descriptions will be oriented at activities related to the</p>	<p>01.06.2014 - increase of administrative capacity in the form of external workers (working under agreement for performance of works); achieved number: 2 employees + 3 workers working under agreement + director of the Department of Gender Equality and Equal Opportunities - The deadline was fulfilled</p> <p>31.08.2014 - achieving the optimised administrative capacity by creating a department for the implementation of horizontal principles of non-discrimination and gender equality consisting of 7 employees plus 1 assistant.</p> <p>The deadline is changed from 31.08.2014 to 01.11.2014 because of the procedure of creation of systemised job positions – civil servants, and approval of eligibility for</p>	<p>Ministry of Labour, Social Affairs and Family of the Slovak Republic</p>

		<p>tasks of every entity of funds with a focus on the thematic cross-sectoral aspect of the horizontal principles.</p> <p>The National Gender Equality Strategy for 2014 – 2020</p> <p>The DGEEO is currently evaluating the fulfilment of the existing National Gender Equality Strategy for 2009 - 2013 and related NAP. Based on the tasks evaluated and in response to the need to define new activities, a new gender equality strategy and, as a follow-up, a relevant action plan, will be drafted in cooperation with civic society representatives involved in the Committee for gender equality. Both documents will highlight the need for synergies between their tasks and ESI Funds programmes, especially with respect to the OP Human Resources; specific activities of the OP HR will be reflected in the strategy and, subsequently, in the action plan.</p> <p>Nation-wide strategy on the protection and promotion of human rights in the SR</p> <p>In November 2011, the Government of the SR undertook to prepare a Nation-wide strategy on the protection and promotion of human rights in the SR. Coordination of the preparation of the strategy and its submission to the Government of the SR for discussion is in the responsibility of a deputy prime minister and minister of foreign and European affairs of the SR who is also a chairman of the Government council for human rights, national minorities and gender equality. The aim of this government paper is to refine the system of national protection and promotion of human rights, including identification of needs and requirements of vulnerable groups. The strategy is prepared using a participatory approach. In addition to government authorities, the broadest range of non-governmental organisations and other relevant representatives of civic society will also be involved in defining the content and priorities to be pursued by the strategy. The strategy contains, inter alia, a chapter on gender equality and women's rights. The chapter defines the basic needs for the fulfilment of recommendations made by the Commission on the Status of Women responsible for the monitoring of compliance with the Convention on the Elimination of All Forms of Discrimination Against Women (CEDAW) in such fields as institutional and strategic arrangements, civil and political rights, economic and social rights and dignity and bodily integrity of women.</p>	<p>funding from the Technical Assistance OP.</p> <p>We submit the financing method within technical aid for the current programme period and then for the new programme period, following the Analysis of administrative capacity.</p> <p>Deadline for evaluation of the current gender equality strategy: 30.06.2014 and the National action plan for gender equality for 2010 – 2013 was evaluated at the meetings of the Government of the Slovak Republic on 9 July 2014 - adopted by the Resolution of the Government of the Slovak Republic No. 335/2014</p> <p>Deadline for submission of the new gender equality strategy to the meeting of the Government of the Slovak Republic: 30.10.2014</p> <p>Submission of the strategy of human rights at the meeting of the Government of the Slovak Republic: 30.06.2014</p> <p>The deadline for submission was postponed to September 2014, because serious comments were raised within the consultation between government and ministries and therefore it is necessary to continue in negotiations.  <a href="http://www.radavladyp.gov.sk/po-rovnosti-rady-vlady-pre-ludske-prava-narodnostne-mensiny-a-rodovu-rovnost/">http://www.radavladyp.gov.sk/po-rovnosti-rady-vlady-pre-ludske-prava-narodnostne-mensiny-a-rodovu-rovnost/</a></p>	
--	--	--	--	--

	<p>Arrangements for training for staff of the authorities involved in the management and control of the ESI Funds in the fields of Union gender equality law and policy as well as on gender mainstreaming.</p>	<p>Elaboration of a strategy for training and dissemination of information for staff involved in the implementation of the funds and the subsequent submission of a project under the OP TA to finance the training.</p> <p>Training and education activities (courses, seminars, training, and dissemination of information to the staff involved in the use of the funds; conferences, publications and promotional printed materials, publication of reports in the national and regional/local mass media, etc., will be carried out by the lead authority for the HP for the following target groups: The MA staff responsible for the preparation of the OP, contact persons for the HP EO responsible for the coordination of HP EO at the level of the individual operational programmes, members of the HP EO Working Group, monitoring and evaluation managers, senior management, as well as project evaluators and the staff of bodies involved in the management and control of the ESI Funds in the field of EU gender equality and "gender mainstreaming" law and policy. The training will focus on the method of evaluation and the implementation, monitoring and control process.</p> <p>Training will be provided by the DGEEO in cooperation with SNCHR lecturers and representatives of civic society.</p>	<p>Preparation and submission of the project from the Technical Assistance OP: 30.06.2014 The deadline is changed from 30.06.2014 to 01.11.2014 because of submission of the application for increase of funds from the Technical Assistance OP (the application was submitted to the Technical Assistance OP MA on 19.06.2014). The project has been prepared, but its submission is linked to the approval of the increased amount of funds from the Technical Assistance OP. The education strategy will be a part of the project from the Technical Assistance OP</p> <p>Education activities for initial education of MA: 30.06.2015.</p> <p>The education activities will take place continuously during the whole programme period, while they will be focused specifically on the needs of the concerned MA.</p>	<p>Ministry of Labour, Social Affairs and Family of the Slovak Republic</p>
<p><b>3. Disability</b>  <b>The existence of administrative capacity for the implementation and application of the United Nations Convention on the rights of persons with disabilities (UNCPRD) in the field of the ESI Funds in accordance with Council Decision 2010/48/EC</b></p>	<p>Arrangements in accordance with the institutional and legal framework of Member States for the consultation and involvement of bodies in charge of protection of rights of persons with disabilities or representative organisations of persons with disabilities and other relevant stakeholders throughout the preparation and implementation of programmes.</p>	<p>Reinforcing administrative capacities of the bodies responsible for the implementation of the UN convention</p> <p>Based on a proposal for the Management and control system for the 2014 - 2020 programming period, the cross-cutting nature of tasks delivered by the coordinator for HP non-discrimination, accessibility and equality between men and women coupled with the extended scope of its competence in the new programming period, requires the strengthening of administrative capacities of the current coordinator for HP EO, which was reflected in the foregoing EACs.</p> <p>The need to reinforce administrative capacities at the Department for the Integration of Persons with Disabilities is directly driven by the HPs which, as part of non-discrimination efforts, pay due attention to accessibility that has to be taken into consideration at the project level, as well.</p> <p><i>Other activities to be fulfilled by the EAC:</i></p>	<p>Strengthening of the administrative capacity of the Department of Integration of Persons with Disabilities by 3 permanent job positions. The deadline is changed from 31.08.2014 to 01.11.2014 because of the procedure of creation of systemised job positions – civil servants, and approval of eligibility for funding from the Technical Assistance OP.</p> <p>These employees will cooperate with the sponsor of horizontal principles of non-discrimination and gender equality in terms of fulfilment of the UN Convention on the rights of persons with disabilities.</p> <p>Submission of the strategy of human rights at the meeting of the Government of the Slovak Republic. The deadline is changed from 30.06.2014 to 01.10.2014 because of the strategy of human rights was not</p>	<p>Ministry of Labour, Social Affairs and Family of the Slovak Republic</p>

		Slovakia is currently working on a Nation-wide strategy on the protection and promotion of human rights in the SR which should also define the tasks in the field of protection of rights of persons with disabilities.	adopted at the meeting of the Government's Council for Human Rights, Gender Equality and Equal Opportunities. Following the review procedures, the strategy of human rights will be submitted again to the Government's Council for Human Rights, Gender Equality and Equal Opportunities.	
	Arrangements for training for staff of the authorities involved in the management and control of the ESI Funds in the fields of applicable Union and national disability law and policy, including accessibility and the practical application of the UNCRPD as reflected in Union and national legislation, as appropriate.	<p>Elaboration of a strategy for training and dissemination of information for staff involved in the implementation of the funds and the subsequent submission of a project under the OP TA to finance the training. The training will focus on the method of evaluation and the implementation, monitoring and control process.</p> <p>Training and education activities (courses, seminars, training, and dissemination of information to the staff involved in the use of the funds; conferences, publications and promotional printed materials, publication of reports in the national and regional/local mass media, etc., will be carried out by the lead authority for the HP for the following target groups: The MA staff responsible for the preparation of the OP, contact persons for the HP EO responsible for the coordination of HP EO at the level of the individual operational programmes, members of the HP EO Working Group, monitoring and evaluation managers, senior management, as well as project evaluators and the staff of bodies involved in the management and control of the ESI Funds in the field of EU law and policy on people with disabilities and application of the UN Convention on the Rights of People with Disabilities. The training will focus on the method of evaluation and the implementation, monitoring and control process.</p> <p>Training will be provided by the HP EO coordinator in close cooperation with employees responsible for the performance of tasks of a main contact point for the implementation of the UN Convention on the Rights of Persons with Disabilities, which is the MLSAF SR, as well as with civic society experts.</p>	Preparation of the strategy of staff education and information: 30.06.2014. The deadline is changed from 30.06.2014 to 01.11.2014 because of submission of the application for increase of funds from the Technical Assistance OP (the application was submitted to the Technical Assistance OP MA on 19.06.2014). The project has been prepared, but its submission is linked to the approval of the increased amount of funds from the Technical Assistance OP. The education strategy will be a part of the project from the Technical Assistance OP Preparation and submission of the project from the Technical Assistance OP. The deadline is changed from 30.06.2014 to 01.11.2014 because of submission of the application for increase of funds from the Technical Assistance OP. The project has been prepared, but has not been submitted. Education activities for initial education of MA: 30.06.2015. The education activities will take place continuously during the whole programme period, while they will be focused specifically on the needs of the concerned MA	Ministry of Agriculture and Rural Development of the Slovak Republic
	Arrangements to ensure monitoring of the implementation of Article 9 of the UNCRPD in relation to the ESI Funds	The process of monitoring of the fulfilment of horizontal principles will be monitored at the project level by means of monitoring reports that will include a separate document containing information about horizontal principles (i.e. description of the	31.10.2014 By 30.06.2014 - incorporation of Article 9 of the UN Convention in all OPs. The task is being fulfilled	Ministry of Labour, Social Affairs and

	throughout the preparation and the implementation of the programmes.	activities carried out, their outcomes and assessment of how they contributed to the achievement of the set objectives of horizontal principles), as well as on-the-spot controls of the implementation of projects and, subsequently, evaluation of their contribution to the objectives of horizontal principles. This separate document containing information on the application of the horizontal principles will form a basis for the process of assessment of the contribution of ESI Funds to the objectives identified in the national strategic document. A review of the level of achievement of the objectives set down in the national strategy document, including proposals for corrective measures and recommendations for achieving them, will be submitted annually to the Government. The indicators concerning the people with disabilities (assessment grid) will be part of the monitoring report.	continuously, because not all comments on the OP from the Commission have been incorporated.  By 31.10.2014 - subsequent incorporation in the control documentation, process application in evaluation, monitoring and control, preparation of an assessment grid.	Family of the Slovak Republic
<b>5. State aid</b> <b>The existence of arrangements for the effective application of Union State aid rules in the field of the ESI Funds.</b>	Arrangements for the application of administrative capacity for the implementation and application of Union State aid rules.	Updating the document "Analysis of evaluation of the sufficiency of administrative capacity for the state aid for the programme period 2014-2020" and the related filling of vacant job positions, or provision of further required administrative capacity for the area of state aid.	30.09.2014	Ministry of Agriculture and Rural Development of the Slovak Republic
<b>6. Environmental legislation regarding environmental impact assessment (EIA) and strategic environmental assessment (SEA)</b> <b>The existence of arrangements for the effective application of Union environmental legislation related to EIA and SEA</b>	Arrangements for the effective application of Directive 2011/92/EU of the European Parliament and of the Council (EIA) and of Directive 2001/42/EC of the European Parliament and of the Council (SEA);	Methodological guidance for competent authorities regarding the impact assessment in the "transitional" period (until the amended legislative is adopted and becomes effective): - written form to respective state administrative bodies acting in the field of environmental impact assessment specifying proper use of selection criteria for the screening procedure (Annex III of the EIA directive, reflected within Annex 10 of the EIA Act), - written form to respective state administrative bodies acting in the field of environmental impact assessment specifying sound procedure for rationalisation of decisions based on screening procedure by providing information on how the standpoints of bodies and municipalities concerned were taken into account, written form to the permission authority on how to publish the information on launching the permitting procedure, including the right on access to the complete permission request.	April 2014 (the deadline may be postponed based on the procedure of adoption of legislative changes) <i>Note: The Ministry of Environment of the Slovak Republic also provides methodological guidelines at present, i.e. continuously for the ongoing assessment processes, at their level, as well as at the levels of other competent authorities</i>	Ministry of Environment of the Slovak Republic in collaboration with the Central Coordination Authority (CCA) and the concerned state authorities
		Approval by National Council of the SR	30.11.2014	Ministry of Environment of the Slovak Republic in collaboration with the Central Coordination Authority (CCA) and the concerned state authorities
		Planned entry of the amendment of the Act into force	01.12.2014	Ministry of Environment of the Slovak Republic in collaboration with the

				Central Coordination Authority (CCA) and the concerned state authorities
		Adoption of a measure to support directly the application of the EIA Directive: Within an application procedure - in the case of applications for which a final assessment document was issued before the effective date of the amendment to the Act on Environmental Impact Assessment, compliance of the submitted project with the subject-matter of assessment will be examined. In cases where changes in the project occurred, re-assessment will be performed and, if necessary, re-permitting, as well.. Measures related to the verification of compliance of the submitted project with the scope of assessment will be set out in the document "Management and control system of ESI funds for the programming period 2014-2020".	31.12.2014	Ministry of Environment of the Slovak Republic in collaboration with the Central Coordination Authority (CCA) and the concerned state authorities
		Verification of the provision of material, equipment and staff for the implementation of the amendment of the Act	30.06.2015	Ministry of Environment of the Slovak Republic in collaboration with the Central Coordination Authority (CCA) and the concerned state authorities
	Arrangements for training and dissemination of information for staff involved in the implementation of the EIA and SEA Directives;	Delivery of training reflecting the relevant legislative amendments.	31.12.2014	Ministry of Environment of the Slovak Republic in collaboration with the Central Coordination Authority (CCA) and the concerned state authorities
<b>7.Statistical systems and result indicators</b> The existence of a statistical basis necessary to undertake evaluations to assess the effectiveness and impact of the programmes. The existence of a system of result indicators necessary to select actions, which most effectively contribute to desired results, to monitor progress towards results	Procedures in place to guarantee that all operations funded from the programme reflect the effective system of indicators.	Development of a code list for measurable indicators on the project level, according to principles for the elaboration of measurable indicators on the project level, which are defined in the CCA Directive on the development of measurable indicators on the programme and project levels..	by the beginning of implementation of the IROP, continuously in 1 Q 2015 together with programme documentation.	Ministry of Agriculture and Rural Development of the Slovak Republic (IROP MA)

and to undertake impact evaluation.				
-------------------------------------	--	--	--	--

### Actions to fulfill applicable thematic ex ante conditionalities

Applicable general ex-ante conditionalities which have not been fulfilled either completely or partially	Criteria not fulfilled	Planned actions	Deadline (date)	Bodies responsible
<b>9.3. Health: The existence of a national or regional strategic policy framework for health within the limits of Article 168 TFEU ensuring economic sustainability.</b>	Monitoring and control system	Preparation of a document describing the system of monitoring and control of the implementation of the strategic framework and the fulfilment of implementation sub-strategies.	31.10.2014	Ministry of Health of the Slovak Republic
		Adoption of a document describing the system of monitoring and control of the implementation of the strategic framework and the fulfilment of implementation strategies by the Monitoring Committee. The monitoring and control system will become fully functional on the date of adoption at the latest.	30.11.2014	Ministry of Health of the Slovak Republic
		Submission of the complete documentation to the Commission to assess whether all formal requirements of the ex-ante conditionality criterion has been fulfilled.	31.12.2014	Ministry of Health of the Slovak Republic
	A Member State or region has adopted a framework outlining available budgetary resources on an indicative basis and a cost-effective concentration of resources on prioritised needs for health care	Preparation of implementation sub-strategies in: <ul style="list-style-type: none"> <li>• public health</li> <li>• reduction of consumption of medicines and increase of efficiency of pharmacotherapy</li> <li>• eHealth</li> </ul> which will also include a detailed budget.	28.02.2015	Ministry of Health of the Slovak Republic
		Submission of implementation sub-strategies to the Commission to assess whether the criterion has been fulfilled.	31.03.2015	Ministry of Health of the Slovak Republic
<b>10.1. Early school leaving: The existence of a strategic policy framework to reduce early school leaving (ESL) within the limits of Article 165 TFEU.</b>	A system for collecting and analysing data and information on ESL at relevant levels is in place that provides a sufficient evidence base to develop targeted policies and monitors developments.	<p>Launching <i>the Resort Information System (ReIS)</i></p> <p>The Resort Information System is expected to be fully operational at the end of second quarter of 2014, provided that the following activities are performed: activity:</p> <ul style="list-style-type: none"> <li>- Collection of data on the qualification of pedagogical staff;</li> <li>- Updating the registers of schools and school facilities;</li> <li>- Updating the contacts on pedagogical staff and students at primary and secondary schools;</li> <li>- Updating the basic code-books; updating the register of non-pedagogical staff at schools and school facilities.</li> </ul>	30.06.2014	Ministry of Education, Science, Research and Sport of the Slovak Republic
<b>10.3. Lifelong learning (LL): The existence of a national and/or regional strategic</b>	A national or regional strategic policy framework for lifelong learning is in place that contains measures	Act on the recognition of non-formal education and informal learning		Ministry of Education, Science, Research

<p><b>policy framework for lifelong learning within the limits of Article 165 TFEU.</b></p>	<p>for the provision of skills development for various target groups where these are identified as priorities in national or regional strategic policy frameworks (for example young people in vocational training, adults, parents returning to the labour market, low skilled and older workers, migrants and other disadvantaged groups, in particular people with disabilities)</p>	<p>- Because of the necessity to finalize the outputs of the national project of the Institute of Information and Prognoses of Education "Creation of National Qualification System", the Act on the recognition of non-formal education and informal learning must be submitted to the Slovak National Council.</p> <p>Implementation of 2 key national projects: - Creation of National Qualifications System</p> <p><a href="http://www.tvorbansk.sk/">http://www.tvorbansk.sk/</a></p> <p>- Creation and development of the information system of the National Qualifications Framework and National Qualifications System, - Further education of the target group for the creation and use of the National Qualifications Framework, the National Qualifications System and the Information System.</p>	<p>by 31.12.2015</p> <p>01.03.2013 – 31.10.2015 by 31.10.2015 by 30.06.2015 15.03.2013– 30.09.2015 by 28.2.2014 by 30.09.2015-</p>	<p>and Sport of the Slovak Republic</p>
	<p>A national or regional strategic policy framework for lifelong learning is in place that contains measures to widen access to LL, including through efforts to effectively implement transparency tools (for example the European Qualifications Framework, the National Qualifications Framework, the European Credit System for Vocational Education and Training, the European Quality Assurance Reference Framework for Vocational Education and Training)</p>	<p>- Further education and counselling for adults as a tool for better employability in the labour market</p> <p><a href="http://nuczv.sk/dalsie-vzdelavanie-a-poradenstvo-pre-dospelych-ako-nastroj-lepsej-uplatnitelnosti-na-trhu-prace/">http://nuczv.sk/dalsie-vzdelavanie-a-poradenstvo-pre-dospelych-ako-nastroj-lepsej-uplatnitelnosti-na-trhu-prace/</a></p> <p>- Define requirements and create training programs for trainers, managers, chairpersons and members of examination committees, develop quality standards of further education institutions, - Provide modular training programs of further education with recognition of results of the further education and informal learning; operation of a network of advisory centres for adults and advising; creation and implementation of the system of the monitoring and forecasting of training needs; further development of electronic tools for further education in the context of lifelong learning.</p>		<p>Ministry of Education, Science, Research and Sport of the Slovak Republic</p> <p>State Vocational Education Institute</p> <p>National Lifelong Learning Institute</p>
<p><b>10.4 The existence of a national or regional strategic policy framework for increasing the quality and efficiency of VET systems within the limits of Article 165 TFEU.</b></p>	<p>A national or regional strategic policy framework is in place for increasing the quality and efficiency of VET systems within the limits of Article 165 TFEU which includes measures to increase the quality and attractiveness of VET including through establishing a national approach for quality assurance for VET (for example in line with the European Quality Assurance Reference Framework for Vocational Education and Training) and implementing the transparency and recognition tools, for example the European Credit System for Vocational Education and Training. (ECVET).</p>	<p>Submit a draft of a new Act on vocational education and training to present elements of dual training and education: apprenticeship agreement, agreement between a school and employer on the organisation of practical training, practical training directly in employer's premises, more effective link between labour market demand and in-work vocational training, preparation of model curricula and curricula for dual VET, compulsory participation of employers' in final, school leaving and graduate exams, verifying employer's capacity to provide practical training in the dual education and training system</p> <p>Implementation of 3 key national projects: - Support for occupational orientation of primary school pupils towards vocational education and training through the development of polytechnic education with a focus on developing occupational skills, as well as working with talented individuals</p>	<p>Entry of the Act into force on 01.09.2015</p> <p>01.04.2013 – 31.10.2015</p>	<p>Ministry of Education, Science, Research and Sport of the Slovak Republic Ministry of Labour, Social Affairs and Family of the Slovak Republic</p> <p>Ministry of Education, Science, Research and Sport of the Slovak Republic State Vocational</p>

	<p>Equipment for science labs in primary schools, development of continuing education programmes for teachers of natural sciences.</p> <p><a href="http://www.siov.sk/narodny-projekt-/24512s">http://www.siov.sk/narodny-projekt-/24512s</a></p> <p>- Creation of the National Qualifications System</p> <p>Creation of 1,000 partial and full qualifications in the form of establishing qualification standards based on learning outcomes and evaluation standards, creation of the National Qualification System, including within the Bologna process</p> <p><a href="http://www.tvorbansk.sk/">http://www.tvorbansk.sk/</a></p> <p>- Development of secondary vocational education and training</p> <p>- Analysis of how the school-leavers' skills match the labour market supply</p> <p>- Audit of secondary vocational schools</p> <p>- Analytical-methodological activities in relation to the trends in the unemployment of secondary vocational school leavers and the impact on vocational education and training</p> <p>- 09/2014</p> <p><a href="http://www.siov.sk/rozvoj-stredneho-odbomeho-vzdelavania-rsov/24505s">http://www.siov.sk/rozvoj-stredneho-odbomeho-vzdelavania-rsov/24505s</a></p> <p>- Strategy of quality assurance in initial vocational education and training in the Slovak Republic (Feasibility study)</p>	<p>01.03.2013 – 31.10.2015</p> <p>23.03.2013 – 31.10.2015</p> <p>30.09.2014</p>	<p>Education Institute</p> <p>Ministry of Education, Science, Research and Sport of the Slovak Republic State Vocational Education Institute</p> <p>Ministry of Education, Science, Research and Sport of the Slovak Republic State Vocational Education Institute</p>
--	--	---	--

## 12.37 Explanatory notes

---

<sup>1</sup> Analysis/comparison of interregional disparities - own processing by MA IROP.

<sup>2</sup> Overview of the state of 2nd class roads broken down by regions in 2012, Slovak Road Administration 2013

<sup>3</sup> <http://www.telecom.gov.sk/index/index.php?ids=124582>

<sup>4</sup> <http://www.cdb.sk/sk/Vystupy-CDB/Statisticke-prehlady/Cestne-objekty-pocty-a-stav.alej>

<sup>5</sup> White Paper of EC

<sup>6</sup> Source: Monitoring of the Town of Banská Bystrica and Banská Bystrica OCI on 22.9.2013

<sup>7</sup> Note: Technical lifetime of urban passengers transport buses is at the level of 6-8 years depending on the type and quantity of performance.

<sup>8</sup> [http://estaticos.soitu.es/documentos/2008/08/survey\\_bus\\_fleet.pdf](http://estaticos.soitu.es/documentos/2008/08/survey_bus_fleet.pdf)

<sup>9</sup> For the purposes of analysis of the status of cycling infrastructure in the cities, a survey was made in 2012 in which Transport Research Institute approached 138 Slovak towns. The survey involved 67 cities.

<sup>10</sup> Grieco, S, Bulic, S.: *Toolkit on the Use of European Union Funds for the Transition from Institutional to Community-based Care*. (2012), pp. 10-11.

<sup>11</sup> Source MLSAF SR.

<sup>12</sup> For the indicator the “formal care of children up to three years of age” and the indicator “other childcare of child up to three years of age” is measured by the number of hours of care provided.

<sup>13</sup> BLOOM, D., CANNING, D., and JAMISON, D.T.: *Health, Wealth and Welfare*. Finance and Development, 2004 (March)

<sup>14</sup> Statistical data by EUROSTAT, year 2011

[http://epp.eurostat.ec.europa.eu/statistics\\_explained/index.php/Healthy\\_life\\_years\\_statistics](http://epp.eurostat.ec.europa.eu/statistics_explained/index.php/Healthy_life_years_statistics)

<sup>15</sup> Conditions of a patient who suffers from multiple serious diseases/disorders and health complications that are, especially at a higher age, difficult to treat and have a negative prognosis.

<sup>16</sup> [http://ec.europa.eu/europe2020/pdf/nd/csr2013\\_slovakia\\_sk.pdf](http://ec.europa.eu/europe2020/pdf/nd/csr2013_slovakia_sk.pdf)

<sup>17</sup> EUROPE 2020 Strategy <http://eurlex.europa.eu/LexUriServ/LexUriServ.do?uri=COM:2010:2020:FIN:SK:PDF>

<sup>18</sup> COUNCIL RECOMMENDATION on Slovakia’s 2014 national reform programme and delivering a Council opinion on Slovakia’s 2014 stability programme.

[http://ec.europa.eu/europe2020/pdf/csr2014/csr2014\\_slovakia\\_sk.pdf](http://ec.europa.eu/europe2020/pdf/csr2014/csr2014_slovakia_sk.pdf)

<sup>19</sup> <http://www.health.gov.sk/?strategia-v-zdravotnictve> both these strategic documents also contain a more detailed analysis of the initial situation and the needs of Slovak health service.

<sup>20</sup> Mutli-dimensional approach means providing health care at primary, secondary, tertiary and long-term care combined with public health services in cooperation with the provision of social services and services for long-term patients.

<sup>21</sup> Starting Strong III – A quality toolbox for education and care in the early childhood

<sup>22</sup> OECD Document “ Investing in high-quality early childhood education and care (ECEC)” (Investovanie do kvalitného vzdelávania v rannom detstve a starostlivosti) <http://www.oecd.org/education/school/48980282.pdf>

<sup>23</sup> Report on the situation of the Slovak education system 2013

<sup>24</sup> Kvalita raného vzdelávania a starostlivosti o deti: Slovenská republika 2012 (Quality Matters in Early Childhood Education and Care SLOVAK REPUBLIC 2012)

<sup>25</sup> The network includes schools with number of pupils between 3 and 1 044.

<sup>26</sup> Language literacy includes studied language, foreign languages.

- 
- <sup>27</sup> <http://www.itfitness.s/sk>
- <sup>28</sup> Section 32 of Act No. 245/2008 Coll. concerning upbringing and education (the School Act) and amending and supplementing certain laws. Secondary schools include: secondary grammar schools, secondary vocational schools and conservatoires
- <sup>29</sup> Secondary school graduates on the labour market, period 2012 - 2013, Institute of School Information and Prognosis, Bratislava, 2013
- <sup>30</sup> Regulation of the European Parliament and of the Council (EU), PE-CONS 83/13 – 2011/0275(COD)
- <sup>31</sup> Promoting Cultural and Creative Sectors for Growth and Jobs in the EU COM (2012) 537
- <sup>32</sup> Report on the State and Potential of Creative Industry in Slovakia, page 42
- <sup>33</sup> Report on the State and Potential of Creative Industry in Slovakia, page 15
- <sup>34</sup> In determining the target the PRIMES reference scenario of 2007 was used. The target basis is 1.5% of final energy consumption without consumption from transport for 2010 – 2012.
- <sup>35</sup> According to the Directive 2009/28/EC.
- <sup>36</sup> [http://www.rokovania.sk/File.aspx/ViewDocumentHtml/Mater-Dokum-166267?prefixFile=m\\_](http://www.rokovania.sk/File.aspx/ViewDocumentHtml/Mater-Dokum-166267?prefixFile=m_)
- <sup>37</sup> Renewal Strategy for the stock of residential and non-residential buildings in the Slovak Republic (material in the interdepartmental amendment procedure)
- <sup>38</sup> Energy Policy, Ministry of Economy of the SR, 2013.
- <sup>39</sup> National Plan aimed at increasing the number of buildings with almost zero energy consumption
- <sup>40</sup> Council Recommendations on the National Reform Programme 2013 of Slovakia and delivering a Council opinion on the Stability Programme of Slovakia, 2012 - 2016, adopted under no. 10654/1/13 REV on 19 June 2013
- <sup>41</sup> Government resolution No. 148/2014
- <sup>42</sup> <http://www.shmu.sk/File/projekty/Zaverecna%20Sprava%20projektu%20Klim.%20zmena%20a%20Adaptacie%202012.pdf>
- <sup>43</sup> [http://unfccc.int/files/national\\_reports/annex\\_i\\_natcom/submitted\\_natcom/application/pdf/svk\\_6nc\\_2013\[1\].pdf](http://unfccc.int/files/national_reports/annex_i_natcom/submitted_natcom/application/pdf/svk_6nc_2013[1].pdf)
- <sup>44</sup> COM (2011) 571 in the final version, EU Official Journal C 37, 10/02/2012.
- <sup>45</sup> COM (2011) 244 in the final version, EU Official Journal C 264, 08/09/2011.
- <sup>46</sup> The Environment Council, in its conclusions (06/11) concerning the EU strategy for biodiversity by 2020 “underlines the importance of green infrastructure as a contribution to the further integration of biodiversity aspects into other EU policies and welcomes the Commission’s commitment to develop a strategy for green infrastructure by 2012”. The European Parliament (05/12) “urges the Commission to adopt a separate strategy for green infrastructure and protection of biodiversity as its priority objective, latest by 2012”.
- <sup>47</sup> COM (2013) 249 in the final version. Notice of the Commission to the European Parliament, Council, European Economic and Social Committee and the Regional Committee. Green Infrastructure – Enhancing the Natural Capital of Europe.
- <sup>48</sup> The cumulative objective for the period of 2014 – 2020 is 130 690 TJ (3.12 Mtoe), which means energy savings reached in 2014 – 2020, by which the final energy consumption will be reduced in 2020 in comparison with the reference scenario PRIMES 2007. The objective was calculated on the basis of data about the final energy consumption from the Statistical Office of the SR (SO SR). Since the SO SR’s methodology differs from the Eurostat’s methodology, in the future the objective will be re-assessed also from the point of view of specification of the methodology for the calculation of final energy consumption.
- <sup>49</sup> [http://www.vuvh.sk/rsv2/index.php?option=com\\_content&view=article&id=67&Itemid=87&lang=sk](http://www.vuvh.sk/rsv2/index.php?option=com_content&view=article&id=67&Itemid=87&lang=sk)
- <sup>50</sup> A strategy for PM<sub>10</sub> reduction adopted by SR Government Resolution No. 77 of 11 February 2013; the strategy document: <http://enviroportal.sk/uploads/files/ovzdušie/Strategia-pre-redukciu-PM-10-1.pdf>
- <sup>51</sup> Under Act no. 135/1961 Col. on roadways (road law) and decree 35/1984 Col.
- <sup>52</sup> The TEN-T infrastructure means a system of road corridors, rail corridors and international airports in accordance with the EP and Council Decision 884/2004/EC.
- <sup>53</sup> Interconnection to the TEN-T is carried out, as defined in the methodology of pre-selection of investment projects for IROP/RITS

- 
- <sup>54</sup> The importance of 3<sup>rd</sup> class roads lies primarily in ensuring links of rural communities.
- <sup>55</sup> National Strategy for Development of Bicycle Transport and Cycle Tourism in the Slovak Republic.
- <sup>56</sup> Integrated transport system means system with organizational and operational integration of all subsystems of urban and regional public transport in terms of supported activities of investment priority.
- <sup>57</sup> [http://ec.europa.eu/transport/themes/urban/doc/ump/com%282013%29913-annex\\_sk.pdf](http://ec.europa.eu/transport/themes/urban/doc/ump/com%282013%29913-annex_sk.pdf)
- <sup>58</sup> Tariff and information systems, control systems, etc.
- <sup>59</sup> Vending machines, ticket marking machines, information systems for passengers before/during the journey, etc. as it results from integrated transport systems and/or integrated travel systems.
- <sup>60</sup> Websites and mobile applications, etc.
- <sup>61</sup> Transport of bicycles, skis, Internet connection, etc.
- <sup>62</sup> The definition of standards of transfer nodes will be part of the programme manual for OP.
- <sup>63</sup> Terminals at the railway stations are subject to activities under the investment priority 7c) OP II
- <sup>64</sup> For instance, a joint combined stop for trams and buses, a joint stop for buses of UPT and regional transport. The definition of standards of integrated stop will be part of the programme manual for OP.
- <sup>65</sup> Park and Ride (P+R) car parks, also known as incentive parking, are parking lots with connections to public transport that allow commuters heading to city centres to leave their vehicles in the parking lot outside the city centre and further travel by public transport (mainly rail transport, possibly the Urban Public Transport). The vehicle is placed in the parking lot during the day. Bike and Ride (B + R) is the name for the system of bike racks at public transport terminals. Kiss and Ride (K + R) is a system of safe transfer of passengers from a passenger car on the vehicles of public transport nearby interchanges.
- <sup>66</sup> Supported will be projects of purchase and replacement of the fleets of public urban and suburban bus transport by buses which will contribute to the fulfilment of obligations under the Parliament and Council Directive 2001/81/EC on national emission ceilings, and under the Parliament and Council Directive 2008/50 / EC on ambient air quality and cleaner air for Europe as well as national strategies for reducing PM10.
- <sup>67</sup> [http://ec.europa.eu/transport/themes/urban/doc/ump/com%282013%29913-annex\\_sk.pdf](http://ec.europa.eu/transport/themes/urban/doc/ump/com%282013%29913-annex_sk.pdf)
- <sup>68</sup> Shared space is an urban design approach which seeks to minimise demarcations between vehicle traffic and pedestrians, often by removing features such as curbs, road surface markings, traffic signs, and regulations.
- <sup>69</sup> Primary care in the driver's seat? Organizational reform in European primary care. Eds. Saltman R B, Rico A, Boerma W G W. Open University Press, on behalf of the European Observatory on Health Systems and Policies. 2006.
- <sup>70</sup> Rittenhouse DR, Shortell SM, Fisher ES. Primary Care and Accountable Care — Two Essential Elements of Delivery-System Reform. N Engl J Med 2009; 361:2301-2303 December 10, 2009
- <sup>71</sup> Provider of acute inpatient care provides inpatient health care particularly in the following areas: Emergency department, Intensive care units, Operating rooms, Gynaecologist department, in surgical and internal disciplines. In cases of recovery and stabilization of the patient's hospitalization, the objective is to end the hospitalization or to move the patient to the outpatient care or care for chronically ill patients.
- <sup>72</sup> See Strategic framework for health for 2013 – 2030 <http://www.health.gov.sk/?strategia-v-zdravotnictve>
- <sup>73</sup> According to Art. 69, par. 3, letter b) of the Regulation (EU) No. 1303/2013 of the European Parliament and of the Council of 17 December 2013, as amended
- <sup>74</sup> Pursuant to Act No 213/1997 Coll. of 2 July 1997 on non-profit organizations providing services of general interest.
- <sup>75</sup> Pursuant to §7(4)(a)(1) of Act No. 578/2004 Coll. of 21 October 2004 on healthcare providers, health workers and professional organizations in the health sector and on amendments to certain laws.
- <sup>76</sup> System of setting up incubator will be in line with single approved concept taking account the need, regional specificities as well as sectoral focus of future regional network of incubators in all relevant areas.

---

<sup>77</sup> Act. No . 358/2015 Coll. of the regulation of certain relations in the field of state aid and minimal assistance and the amendment of some laws (the State Aid Act)

<sup>78</sup> Evaluation of the development potential of cultural and creative industry of Slovak regions

<sup>79</sup> Definition according to the Economy of Culture (2006), KEA

<sup>80</sup> Also the acquisition of real estate necessary for the implementation of the project in the case of financial instruments

<sup>81</sup> Definition according to the Economy of Culture (2006), KEA

<sup>82</sup> Definition according to the Economy of Culture (2006), KEA

<sup>83</sup> The measures are applied appropriately in the case of financial instruments.

<sup>84</sup> Measures are applied appropriately to local creative centers supported by financial instruments

<sup>85</sup> DIRECTIVE 2010/31/EU OF THE EP AND OF THE COUNCIL of 19 May 2010 on energy efficiency of buildings.

<sup>86</sup> Measures are based on National Plan for increasing the number of buildings with nearly zero-energy consumption.

<sup>87</sup> This principle only applies to significantly restored buildings according to act. No 555/2005 Coll. of energy efficiency of buildings and the amendment and amendment of some laws as amended

<sup>88</sup> Draft Directive of the European Parliament and of the Council on the limitation of emissions of certain pollutants into the air from medium combustion plants (i.e. plants with nominal thermal output between 1MW and 50MW)

<sup>89</sup> Directive 2009/125/EC of the European Parliament and of the Council of 21 October 2009 establishing a framework for the setting of ecodesign requirements for energy-related products - Commission Regulation (EU) No. ... / ... Implementing Directive of the European Parliament and Council Directive 2009/125/EC with regard to ecodesign requirements for local space heaters for solid fuel

<sup>90</sup> Criteria for the sustainable use of the biomass in the regions of Slovakia will be prepared at the national level before granting any support for use of biomass. This document should provide justification, including the projections (with sources of data) and earmark areas in Slovakia where the development of the market could be still suitable for the support from the EU funds for biomass use, taking also into account the impacts on air quality. This document will be provided to the public for consultation and EC for information.

<sup>91</sup> Adaptation to the adverse effects of climate change

<sup>92</sup> COM (2005) 718 final

<sup>93</sup> For the purpose of this chapter "beneficiary" is also understood as any "applicant" and "potential applicant" for which the proposed measures to reduce the administrative burden have been designed.

<sup>94</sup> Premature project termination is understood as a situation where the project is not terminated duly and/or in time pursuant to the Contract on NRFS.

<sup>95</sup> <http://www.rokovania.sk/Rokovanie.aspx/BodRokovaniaDetail?idMaterial=26092>

<sup>96</sup> NRP 2011 – 2014 was approved by the Government of the SR resolution No. 256 of 20<sup>th</sup> April 2011 and updated to recently valid NRP 2013, approved by the Government of the SR resolution No. 198 of 24<sup>th</sup> April 2013.

<sup>97</sup> The credit provided will be with interest of 1.5%, maturity period of 20 years and total amount of credit max. 75% of eligible costs for renovation of building.

<sup>98</sup> The total number of jobs in the cultural and creative industries includes persons aged 15 years or more living in a household and performing any work activity in the cultural or creative industries (**regardless of whether their profession is creative, cultural or not**), paid for min. one hour in the cultural or creative industries. The number of jobs includes all status types (employee, employer, self-employing person, work in a family business).

<sup>99</sup> The total number of jobs in the cultural and creative industries includes persons aged 15 years or more living in a household and performing a cultural or creative profession (**regardless of whether it is the cultural industry or not**), paid for min. one hour. The number of jobs includes all status types (employee, employer, self-employing person, work in a family business).

<sup>100</sup> Creative intensity rate

---

The share of respondents who replied that they work in a creative profession against employment data based on SK NACE will determine the creative intensity rate. The corrections of wrong matching under SK NACE as the prevailing activity will be made with this coefficient.

101 Creative intensity rate

The share of respondents who replied that they work in a creative profession against employment data based on SK NACE will determine the creative intensity rate. The corrections of wrong matching under SK NACE as the prevailing activity will be made with this coefficient.